

MINI MCR-SL-RPS-I-I - Repeater power supply



2864422

<https://www.phoenixcontact.com/us/products/2864422>

Please be informed that the data shown in this PDF document is generated from our online catalog. Please find the complete data in the user documentation. Our general terms of use for downloads are valid.



MCR repeater power supplies, screw connection, input signal: (0)4..20 mA, output signal: (0)4..20 mA

Product description

The 6.2 mm wide MINI MCR-SL-RPS-I-I... repeater power supply supplies transmitters in the field and electrically isolates the input signal from the output signal. The module can be used in both isolator and repeater power supply operation. Electrically isolated 0...20 mA or 4...20 mA analog standard signals are available on the input and output side. The power supply (19.2 V DC to 30 V DC) can be supplied via connection terminal blocks on the modules or in conjunction with the DIN rail connector.

Your advantages

- Power supply possible via the foot element (TBUS)
- Can be used as an isolator with passive input
- Highly-compact repeater power supplies for electrical isolation, amplification, and filtering of standard analog signals
- 3-way isolation
- Supply of 2-conductor and passive 3-conductor sensors

Commercial data

Item number	2864422
Packing unit	1 pc
Minimum order quantity	1 pc
Sales key	C403
Product key	CK1211
Catalog page	Page 99 (C-7-2015)
GTIN	4017918956165
Weight per piece (including packing)	88.56 g
Weight per piece (excluding packing)	72 g
Customs tariff number	85437090
Country of origin	DE

MINI MCR-SL-RPS-I-I - Repeater power supply



2864422

<https://www.phoenixcontact.com/us/products/2864422>

Technical data

Notes

Utilization restriction

EMC note	EMC: class A product, see manufacturer's declaration in the download area
----------	---------------------------------------------------------------------------

Product properties

Product type	Repeater power supplies
Product family	MINI Analog
No. of channels	1


Data management status

Article revision	16
------------------	----

Insulation characteristics

Overvoltage category	II
Pollution degree	2

Electrical properties

Electrical isolation	3-way isolation
Electrical isolation between input and output	yes
Limit frequency (3 dB)	approx. 100 Hz
Maximum power dissipation for nominal condition	508 mW (24 V DC) 208 mW (24 V DC)
Protective circuit	Transient protection
Signal transmission behavior	In = Out
Step response (10-90%)	\approx  ms
Maximum temperature coefficient	< 0.01 %/K
Temperature coefficient, typical	< 0.002 %/K
Maximum transmission error	\leq 0.2 % (of final value)
Transmission error, typical	\leq 0.1 % (of final value)

Electrical isolation Input/output/power supply

Rated insulation voltage	50 V AC/DC
Test voltage	1.5 kV AC (50 Hz, 60 s)
Insulation	Basic insulation in accordance with IEC/EN 61010

Supply

Nominal supply voltage	24 V DC
Supply voltage range	19.2 V DC ... 30 V DC (The DIN rail connector (ME 6,2 TBUS-2 1,5/5-ST-3,81 GN, item no. 2869728) can be used to bridge the supply voltage. It can be snapped onto a 35 mm DIN rail in accordance with EN 60715)
Power consumption	< 900 mW (at 24 V DC and in repeater power supply operation) < 600 mW (at 24 V DC and in isolator operation)

MINI MCR-SL-RPS-I-I - Repeater power supply



2864422

<https://www.phoenixcontact.com/us/products/2864422>

Input data

Signal: Current

Description of the input	Sensor circuit
Number of inputs	1
Current input signal	0 mA ... 20 mA (isolator operation) 4 mA ... 20 mA (repeater power supply and isolator operation)
Max. current input signal	28 mA
Input resistance current input	approx. 50 Ω
Transmitter supply voltage	U_B - max. 4.5 V for load 0 mA ... 20 mA
Transmitter supply voltage range	14.7 V DC ... 25.5 V DC

Output data

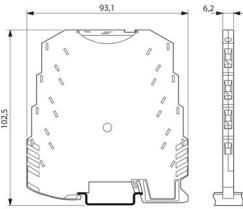
Signal: Current

Number of outputs	1
Non-load voltage	approx. 12.5 V
Current output signal	0 mA ... 20 mA (isolator operation) 4 mA ... 20 mA (repeater power supply and isolator operation)
Max. current output signal	28 mA
Load/output load current output	$\leq 500 \Omega$ ($I = 20$ mA)
Ripple	< 20 mV _{rms} (at 500 Ω)

Connection data

Connection method	Screw connection
Stripping length	12 mm
Screw thread	M3
Conductor cross section rigid	0.2 mm ² ... 2.5 mm ²
Conductor cross section flexible	0.2 mm ² ... 2.5 mm ²
Conductor cross section AWG	26 ... 12

Dimensions

Dimensional drawing	
Width	6.2 mm
Height	93.1 mm
Depth	101.2 mm

Material specifications

Color	green (RAL 6021)
-------	------------------

MINI MCR-SL-RPS-I-I - Repeater power supply



2864422

<https://www.phoenixcontact.com/us/products/2864422>

Housing material	PBT
Fire protection for rail vehicles (DIN EN 45545-2) R22	HL 1 - HL 2
Fire protection for rail vehicles (DIN EN 45545-2) R23	HL 1 - HL 2
Fire protection for rail vehicles (DIN EN 45545-2) R24	HL 1 - HL 2

Environmental and real-life conditions

Ambient conditions

Degree of protection	IP20
Ambient temperature (operation)	-20 °C ... 60 °C
Ambient temperature (storage/transport)	-40 °C ... 85 °C
Altitude	≤ 2000 m
Permissible humidity (operation)	5 % ... 95 % (non-condensing)

Approvals

CE

Certificate	CE-compliant
-------------	--------------

UKCA

Certificate	UKCA-compliant
-------------	----------------

UL, USA/Canada

Identification	UL 508 Recognized
	Class I, Div. 2, Groups A, B, C, D T5

Shipbuilding approval

Certificate	DNV GL TAA000020N
-------------	-------------------

DNV GL data

Temperature	B
Humidity	B
Vibration	B
EMC	A
Enclosure	Required protection according to the Rules shall be provided upon installation on board

EMC data

Noise immunity	EN 61000-6-2
Note	When being exposed to interference, there may be minimal deviations.
Electromagnetic compatibility	Conformance with EMC directive
Noise emission	EN 61000-6-4

Electrostatic discharge

Standards/regulations	EN 61000-4-2
-----------------------	--------------

Electrostatic discharge

Comments	Safety measures must be taken to prevent electrostatic
----------	--------------------------------------------------------

MINI MCR-SL-RPS-I-I - Repeater power supply



2864422

<https://www.phoenixcontact.com/us/products/2864422>

	discharge.
--	------------

Electromagnetic HF field

Designation	Electromagnetic RF field
Standards/regulations	EN 61000-4-3
Typical deviation from the measuring range final value	10 %

Fast transients (burst)

Designation	Fast transients (burst)
Standards/regulations	EN 61000-4-4
Typical deviation from the measuring range final value	10 %

Surge current load (surge)

Standards/regulations	EN 61000-4-5
-----------------------	--------------

Surge current load (surge)

Comments	Criterion B
----------	-------------

Conducted interference

Designation	Conducted interferences
Standards/regulations	EN 61000-4-6
Typical deviation from the measuring range final value	10 %

Standards and regulations

Electrical isolation	3-way isolation
----------------------	-----------------

Mounting

Mounting type	DIN rail mounting
Thread type	()
Assembly note	The DIN rail connector (ME 6,2 TBUS-2 1,5/5-ST-3,81 GN, item no. 2869728) can be used to bridge the supply voltage. It can be snapped onto a 35 mm DIN rail in accordance with EN 60715.
Mounting position	any

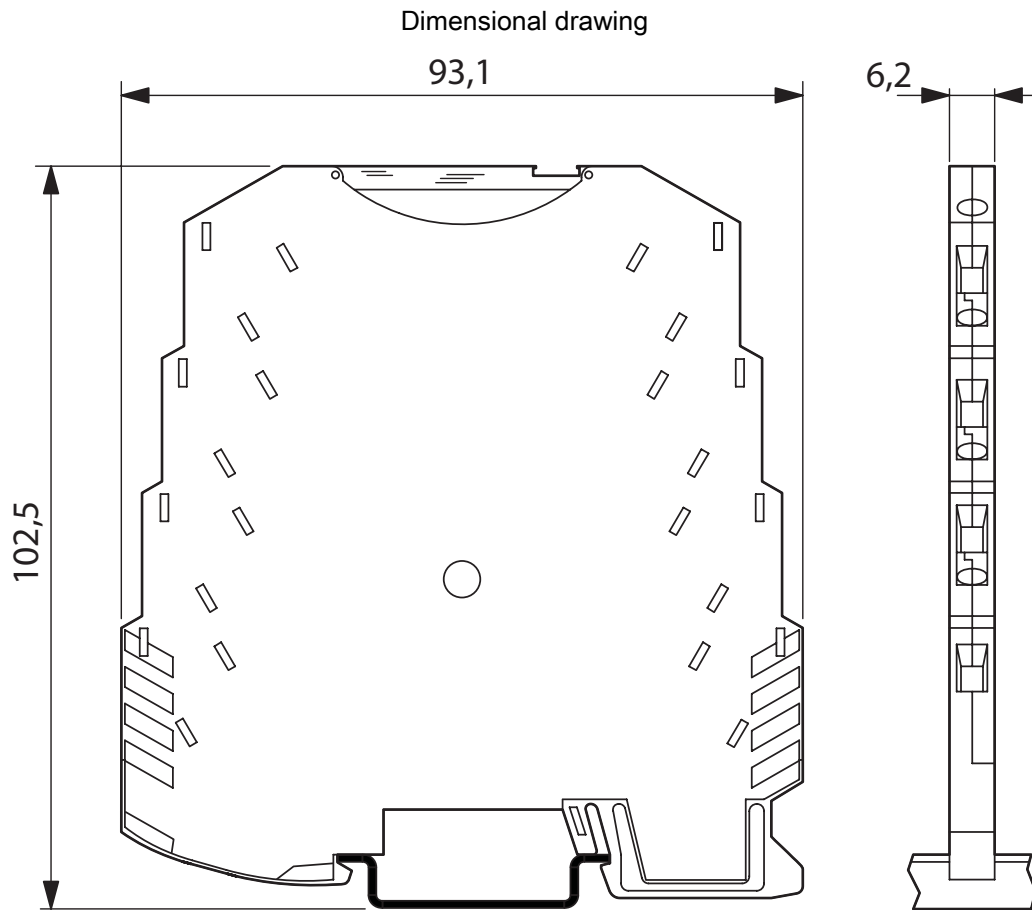
MINI MCR-SL-RPS-I-I - Repeater power supply

2864422

<https://www.phoenixcontact.com/us/products/2864422>



Drawings

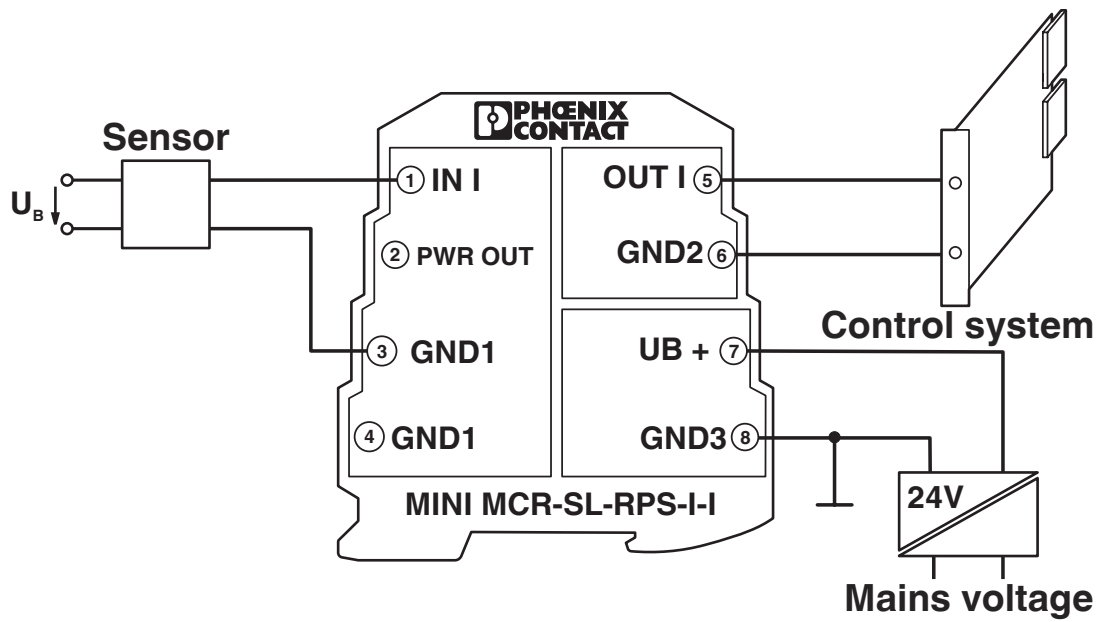


MINI MCR-SL-RPS-I-I - Repeater power supply

2864422

<https://www.phoenixcontact.com/us/products/2864422>

Application drawing



Isolator operation with an active sensor

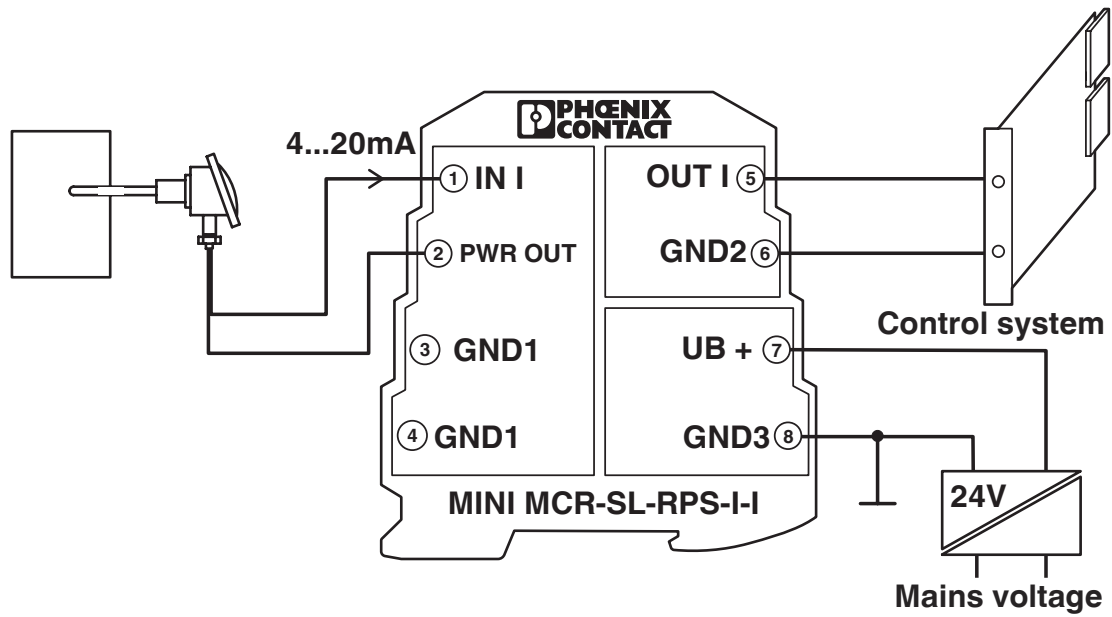
MINI MCR-SL-RPS-I-I - Repeater power supply



2864422

<https://www.phoenixcontact.com/us/products/2864422>

Application drawing



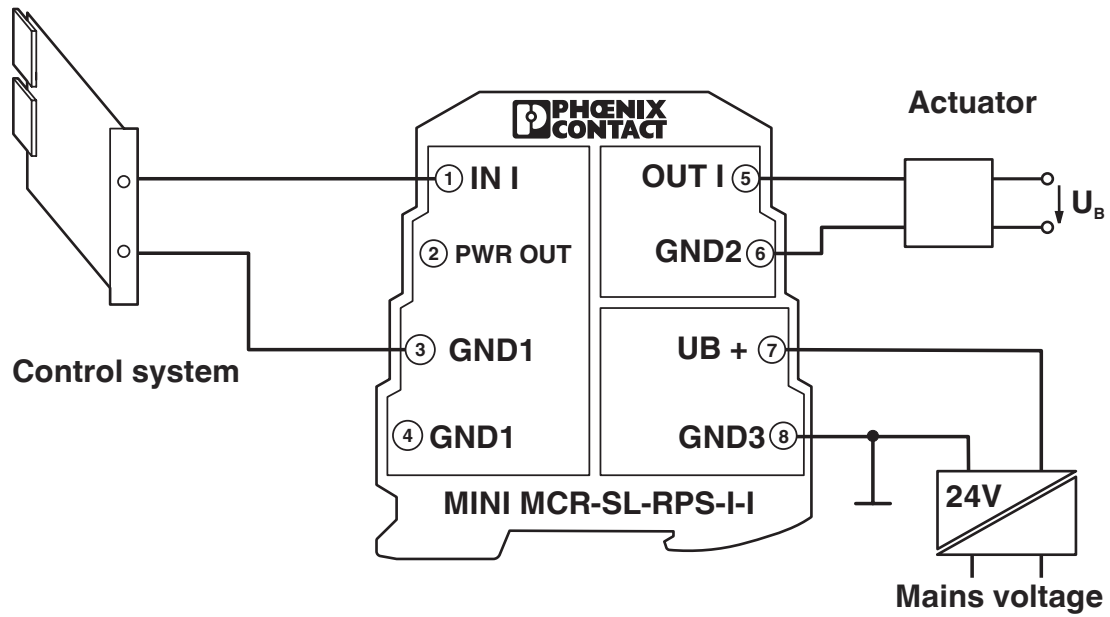
Repeater power supply operation with a passive sensor

MINI MCR-SL-RPS-I-I - Repeater power supply

2864422

<https://www.phoenixcontact.com/us/products/2864422>

Application drawing



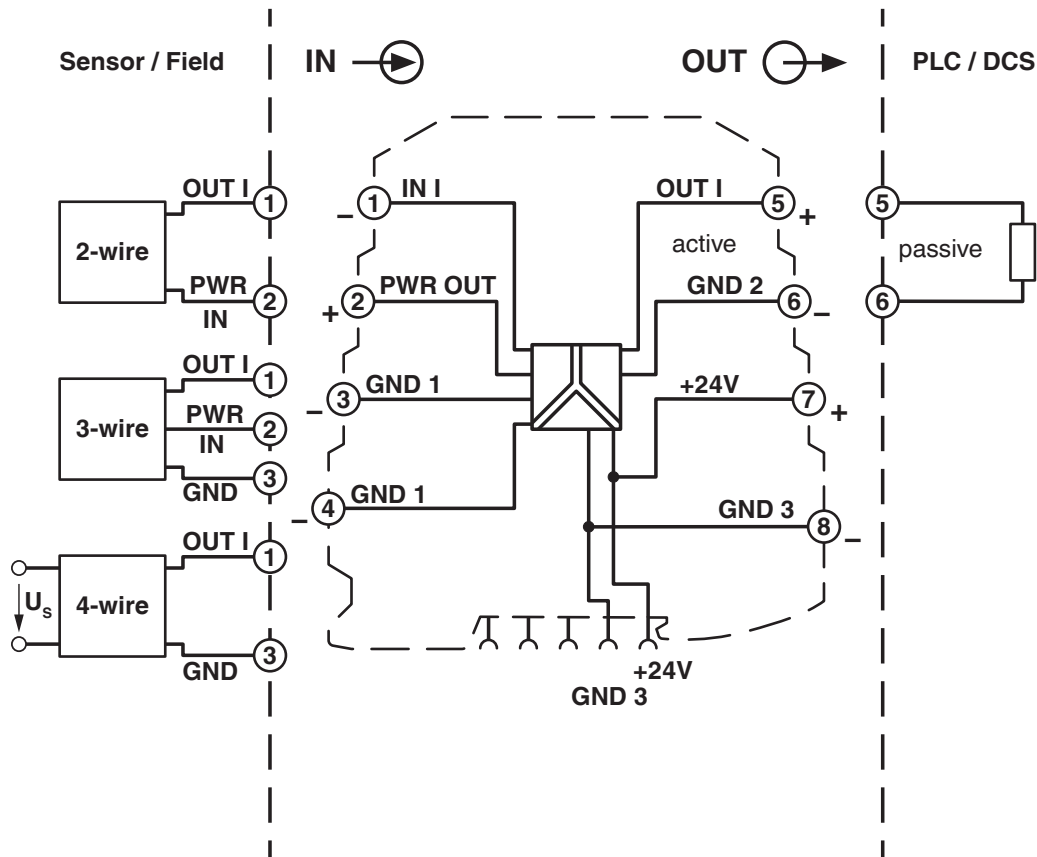
Isolator operation at the analog output module

MINI MCR-SL-RPS-I-I - Repeater power supply

2864422

<https://www.phoenixcontact.com/us/products/2864422>

Block diagram



MINI MCR-SL-RPS-I-I - Repeater power supply



2864422

<https://www.phoenixcontact.com/us/products/2864422>

Approvals

To download certificates, visit the product detail page: <https://www.phoenixcontact.com/us/products/2864422>



cUL Recognized
Approval ID: E238705



UL Recognized
Approval ID: E238705

DNV

Approval ID: TAA000020N



cUL Listed
Approval ID: E199827



UL Listed
Approval ID: E199827

cULus Recognized

cULus Listed

MINI MCR-SL-RPS-I-I - Repeater power supply



2864422

<https://www.phoenixcontact.com/us/products/2864422>

Classifications

ECLASS

ECLASS-11.0	27210120
ECLASS-12.0	27210120
ECLASS-13.0	27210120

ETIM

ETIM 9.0	EC002653
----------	----------

UNSPSC

UNSPSC 21.0	39121000
-------------	----------

MINI MCR-SL-RPS-I-I - Repeater power supply



2864422

<https://www.phoenixcontact.com/us/products/2864422>

Environmental product compliance

EU RoHS

Fulfills EU RoHS substance requirements	Yes
Exemption	6(c), 7(a), 7(c)-I

China RoHS

Environment friendly use period (EFUP)	EFUP-50
	An article-related China RoHS declaration table can be found in the download area for the respective article under "Manufacturer declaration". For all articles with EFUP-E, no China RoHS declaration table issued and required.

EU REACH SVHC

REACH candidate substance (CAS No.)	Lead(CAS: 7439-92-1)
SCIP	fd87fb79-4723-494d-8685-ba0de8c508e6

Phoenix Contact 2024 © - all rights reserved

<https://www.phoenixcontact.com>

Phoenix Contact USA
586 Fulling Mill Road
Middletown, PA 17057, United States
(+717) 944-1300
info@phoenixcon.com