


为 您 的 产 品 保 驾 护 航

PRODUCT DATASHEET

Surface Mount PTC Devices

ASMD0805 Series Surface Mount PTC Devices



Description



The ASMD0805 series provides miniature surface mount resettable overcurrent protection with holding current from 50mA to 1.5A.

This series is suitable for ultra portable applications where space is at a premium and the device current is low.

Features



- RoHS compliant and lead-free
- Low profile
- Halogen-free
- Fast response to fault current
- Compact design saves board space
- Compatible with high temperature solders

Agency Approvals

Agency	File Number
	pending
	pending

Applications

- Mobile phones and PDAs
- IC VCC protection
- Portable MP3 and media player
- Set-top-box and HDMI
- Mobile Internet Device (MID)
- Game console port protection
- USB peripherals

Regulation	Standard
	2002/95/EC
	EN14582

Performance Specification

Model	V _{max} (V dc)	I _{max} (A)	I _{hold} @25°C (A)	I _{trip} @25°C (A)	P _d Typ. (W)	Maximum Time To Trip		Resistance	
						Current (A)	Time (Sec)	R _{i min} (Ω)	R _{1max} (Ω)
ASMD0805-005	15.0	100	0.05	0.15	0.5	0.5	1.50	1.500	20.0
ASMD0805-010	15.0	100	0.10	0.30	0.5	0.5	1.50	0.750	6.00
ASMD0805-010-30V	30.0	100	0.10	0.30	0.5	0.5	1.50	0.750	6.00
ASMD0805-020	9.0	100	0.20	0.50	0.5	8.0	0.02	0.500	3.500
ASMD0805-035	6.0	100	0.35	0.75	0.5	8.0	0.10	0.200	1.200
ASMD0805-035-12V	12.0	100	0.35	0.75	0.5	8.0	0.10	0.200	1.200
ASMD0805-050	6.0	100	0.50	1.00	0.5	8.0	0.10	0.100	0.850
ASMD0805-050-12V	12.0	100	0.50	1.00	0.5	8.0	0.10	0.100	0.850
ASMD0805-050-16V	16.0	100	0.50	1.00	0.5	8.0	0.10	0.100	0.850
ASMD0805-050-24V	24.0	100	0.50	1.00	0.5	8.0	0.10	0.100	0.850
ASMD0805-075	6.0	40	0.75	1.50	0.6	8.0	0.20	0.070	0.385
ASMD0805-075-12V	12	40	0.75	1.50	0.6	8.0	0.20	0.070	0.385
ASMD0805-100	6.0	100	1.00	1.95	0.6	8.0	0.30	0.040	0.230
ASMD0805-100-12	12.0	100	1.00	1.95	0.6	8.0	0.30	0.040	0.230
ASMD0805-110	6.0	100	1.10	2.20	0.6	8.0	0.30	0.035	0.210
ASMD0805-110-12V	12.0	100	1.10	2.20	0.6	8.0	0.30	0.035	0.210
ASMD0805-125	6.0	100	1.25	2.50	1.5	8.0	0.60	0.025	0.140
ASMD0805-150	6.0	100	1.50	3.00	1.0	8.0	0.50	0.015	0.130

I_{hold} = Hold Current. Maximum current device will not trip in 25°C still air.

I_{trip} = Trip Current. Minimum current at which the device will always trip in 25°C still air.

V_{max} = Maximum operating voltage device can withstand without damage at rated current (I_{max}).

I_{max} = Maximum fault current device can withstand without damage at rated voltage (V_{max}).

P_d = Power dissipation when device is in the tripped state in 25°C still air environment at rated voltage.

R_{i min/max} = Minimum/Maximum device resistance prior to tripping at 25°C.

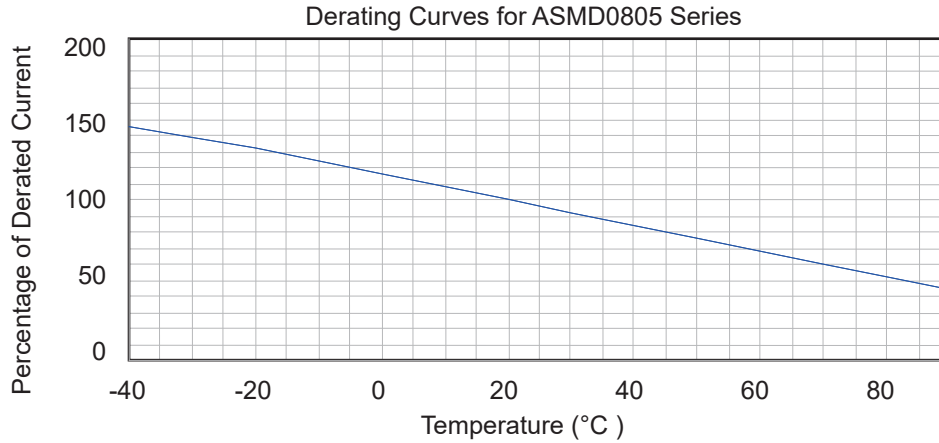
R_{1max} = Maximum device resistance is measured one hour post reflow.

CAUTION : Operation beyond the specified ratings may result in damage and possible arcing and flame.

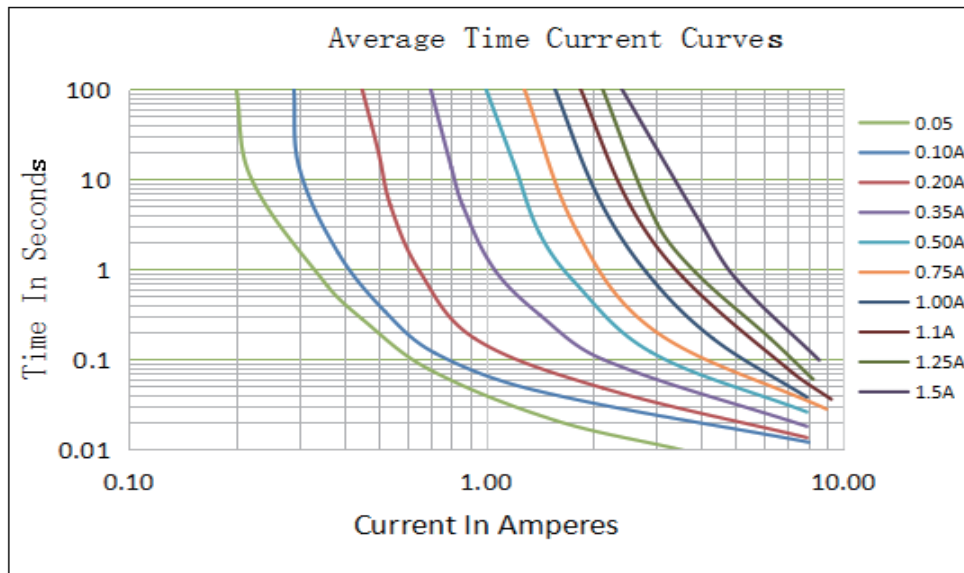
Environmental Specifications

Test	Conditions	Resistance change
Passive aging	+85°C, 1000 hrs.	±5% typical
Humidity aging	+85°C, 85% R.H. , 168 hours	±5% typical
Thermal shock	+85°C to -40°C, 20 times	±33% typical
Resistance to solvent	MIL-STD-202,Method 215	No change
Vibration	MIL-STD-202,Method 201	No change
Ambient operating conditions : - 40 °C to +85 °C		
Maximum surface temperature of the device in the tripped state is 125 °C		

Thermal Derating Curve



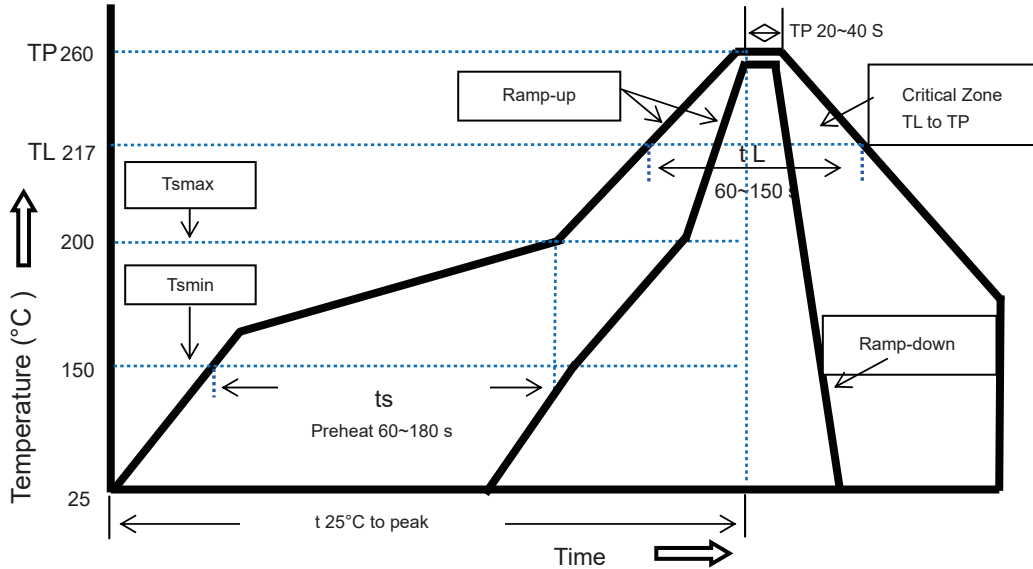
Average Time-Current Curve



Thermal Derating Chart

Model	Maximum ambient operating temperature (T_{mao}) vs. hold current (I_{hold})								
	- 40°C	- 20°C	0°C	25°C	40°C	50°C	60°C	70°C	85°C
ASMD0805-005	0.070	0.060	0.055	0.050	0.040	0.035	0.030	0.025	0.015
ASMD0805-010	0.14	0.12	0.11	0.10	0.08	0.07	0.06	0.05	0.03
ASMD0805-020	0.28	0.25	0.23	0.20	0.17	0.14	0.12	0.10	0.07
ASMD0805-035	0.47	0.44	0.39	0.35	0.30	0.27	0.24	0.20	0.14
ASMD0805-050	0.68	0.62	0.55	0.50	0.40	0.37	0.33	0.29	0.23
ASMD0805-075	1.00	0.90	0.79	0.75	0.63	0.57	0.53	0.41	0.34
ASMD0805-100	1.35	1.25	1.15	1.00	0.82	0.74	0.65	0.55	0.42
ASMD0805-110	1.45	1.35	1.20	1.10	0.92	0.84	0.75	0.65	0.52
ASMD0805-125	1.65	1.53	1.36	1.25	1.05	0.95	0.85	0.74	0.59
ASMD0805-150	1.98	1.84	1.63	1.50	1.26	1.14	1.02	0.88	0.71

Soldering Parameters



Profile Feature	Pb-Free Assembly
Average Ramp-Up Rate (Ts max to T p)	3 °C/second max.
Preheat	
-Temperature Min(Ts min)	150 °C
-Temperature Max(Ts max)	200 °C
-Time(Ts min to Ts max)	60~180 seconds
Time maintained above:	
-Temperature(TL)	217 °C
-Time(tL)	60~150 seconds
Peak Temperature(Tp)	260 °C
Ramp-Down Rate	6 °C/second max.
Time 25 °C to Peak Temperature	8 minutes max
Storage Condition	0 °C~35 °C, ≤70%RH

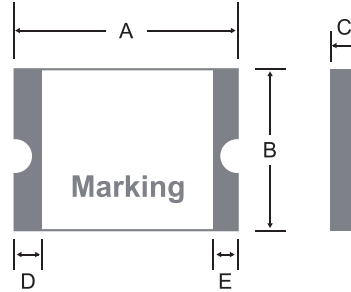
Recommended reflow methods: IR, vapor phase oven, hot air oven, N2 environment for lead-free

Recommended maximum paste thickness is 0.25mm

Devices can be cleaned using standard industry methods and solvents.

Note 1: All temperature refer to topside of the package, measured on the package body surface.

Note 2: If reflow temperatures exceed the recommended profile, devices may not meet the performance requirements.

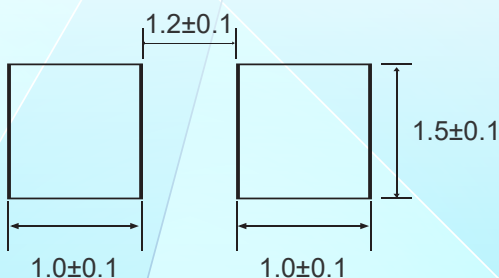
Physical Dimensions(mm.)


Model	A		B		C		D	E
	Min.	Max.	Min.	Max.	Min.	Max.	Min.	Min.
ASMD0805-005	2.00	2.20	1.20	1.50	0.40	0.90	0.20	0.10
ASMD0805-010	2.00	2.20	1.20	1.50	0.40	0.90	0.20	0.10
ASMD0805-010-30V	2.00	2.20	1.20	1.50	0.40	0.90	0.20	0.10
ASMD0805-020	2.00	2.20	1.20	1.50	0.35	0.80	0.20	0.10
ASMD0805-035	2.00	2.20	1.20	1.50	0.35	0.80	0.20	0.10
ASMD0805-035-12V	2.00	2.20	1.20	1.50	0.35	0.80	0.20	0.10
ASMD0805-050	2.00	2.20	1.20	1.50	0.35	0.80	0.20	0.10
ASMD0805-050-12V	2.00	2.20	1.20	1.50	0.35	0.80	0.20	0.10
ASMD0805-050-16V	2.00	2.20	1.20	1.50	0.50	1.10	0.20	0.10
ASMD0805-050-24V	2.00	2.20	1.20	1.50	0.50	1.10	0.20	0.10
ASMD0805-075	2.00	2.20	1.20	1.50	0.50	1.00	0.20	0.10
ASMD0805-075-12V	2.00	2.20	1.20	1.50	0.50	1.00	0.20	0.10
ASMD0805-100	2.00	2.20	1.20	1.50	0.70	1.20	0.20	0.10
ASMD0805-100-12V	2.00	2.20	1.20	1.50	0.70	1.20	0.20	0.10
ASMD0805-110	2.00	2.20	1.20	1.50	0.70	1.20	0.20	0.10
ASMD0805-110-12V	2.00	2.20	1.20	1.50	0.70	1.20	0.20	0.10
ASMD0805-125	2.00	2.20	1.20	1.50	1.00	1.50	0.20	0.10
ASMD0805-150	2.00	2.20	1.20	1.50	1.00	1.50	0.20	0.10

Termination Pad Characteristics

Terminal pad materials: Tin-plated Nickel-Copper

Terminal pad solder ability: Meets EIA specification RS186-9E and ANSI/J-STD-002 Category 3

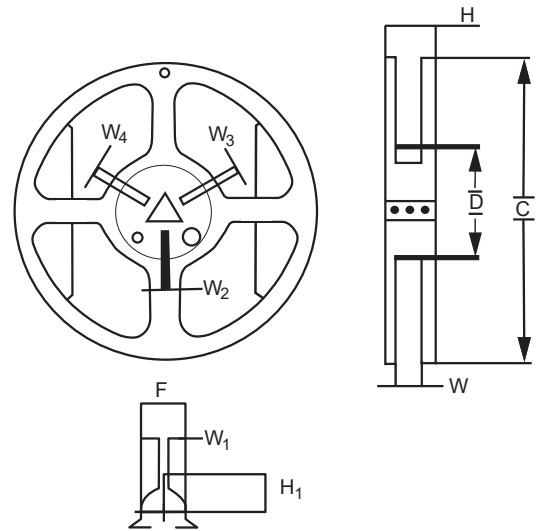
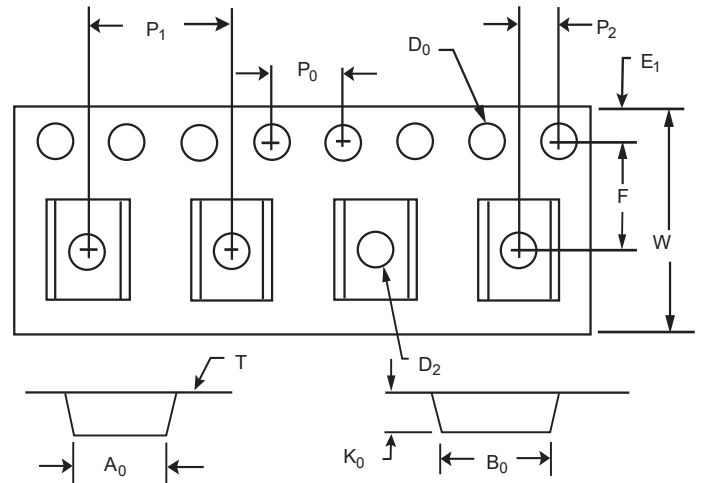
Packaging Quantity and Marking


Part Number	Quantity
ASMD0805-005.010.020.035.050.	5,000 pcs/reel
ASMD0805-075.100.110.125.	4,000 pcs/reel
ASMD0805-150	3,500 pcs/reel

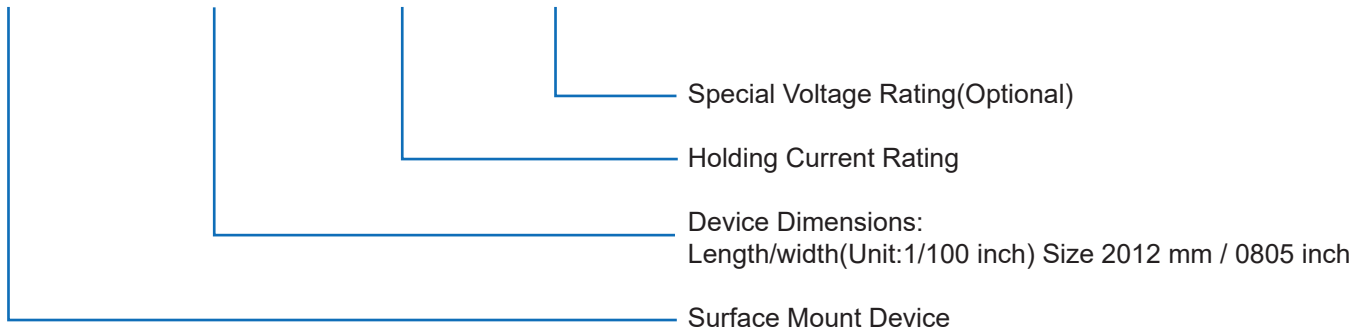
Tape & reel packaging per EIA481-1

Tape And Reel Specifications (mm)

Governing Specifications	EIA 481-1
W	8.0 ± 0.3
P0	4.0 ± 0.10
P1	4.0 ± 0.10
P2	2.0 ± 0.05
A0	1.45 ± 0.10
B0	2.30 ± 0.10
B1max.	4.35
D0	1.55 + 0.1, -0
F	3.5 ± 0.05
E1	1.75 ± 0.10
E2min.	6.25
T	0.25
T1max.	0.1
K0	0.74 ± 0.1
Leader min.	390
Trailer min.	160
Reel Dimensions	
A max.	178
N min.	60
W1	9.0 ± 0.5
W2	12.0 ± 0.05


Storage And Handling

- Storage conditions: 40°C max, 70% R.H.
- Devices may not meet specified performance if storage conditions are exceeded. Technology Corp.

Part Number System
ASMD 0805 - □□□ - □□

Cross Reference

Model	Cross Reference		
	Tyco / PolySwitch®	Littelfuse / POLY-FUSE®	Polytronics / EVERFUSE®
ASMD0805-010	-	0805L010	SMD0805P010TF
ASMD0805-020	-	0805L020	SMD0805P020TF
ASMD0805-035	picoSMDC035F	0805L035	SMD0805P035TF
ASMD0805-050	-	0805L050	SMD0805P050TF
ASMD0805-075	-	0805L075	SMD0805P075TF
ASMD0805-100	-	0805L100	SMD0805P100TF
ASMD0805-100-12	-	0805L100/12	SMD0805P100TF/12
ASMD0805-110	-	0805L110	SMD0805P110TF
ASMD0805-125	-	-	-

“PolySwitch” is a registered trademark of Tyco Electronics.

“POLY-FUSE” is a registered trademark of Littelfuse, Inc.

“EVERFUSE” is a registered trademark of Polytronics Technology Corp.