


## Signal Relay Series 信号继电器系列 -- JZC-4F

### FEATURES特点

- 3Amps super miniature relay  
3A超小型继电器
- 1.5kV dielectris strength(between coil and contacts)  
线圈与触点间介质耐压1.5kV
- Standard type & high sensitivity type available  
标准型及高感度型
- Overall dimensions (15.5X10.5X11.7)mm  
外形尺寸 (15.5X10.5X11.7) mm



### CONTACT PARAMETERS触点参数

Contact Form触点形式	A-1组常开	B-1组常闭	C-1组转换
Rating Load (Resistive) 额定负载 (阻性)	3A 250VAC/30VDC		5A 125VAC/30VDC
Max. Switching Current最大切换电流	3A		5A
Max. Switching Voltage最大切换电压	250VAC		250VAC
Max. Switching Power最大切换功率	750VA/90W		1250VA/150W

### CHARACTERISTICS性能参数

Contact Materials触点材料	Ag Alloy银合金		
Contact Resistance接触电阻	50mΩ Max		
Operate Time吸合时间	5ms. Max		
Release Time释放时间	5ms. Max		
Insulation Resistance绝缘电阻	100MΩ Min.(DC500V)		
Initial Dielectric Strength介质耐压	between open contacts: 触点与触点间:	AC750V,50/60Hz 1Min	
	between contacts and coil: 触点与线圈间:	AC1500V,50/60Hz 1Min	
Vibration Resistance抗振动	Damage limits: 耐久:	10~55Hz Double Amplitude双振幅1.5mm	
	Malfunction: 误动作:	10~55Hz Double Amplitude双振幅1.5mm	
Shock Resistance抗冲击	Damage limits: 耐久:	100G Min	
	Malfunction: 误动作:	10G Min	
Life寿命	Mechanical Life (10800 per hour) 机械寿命 (每小时10800次)	1×10 <sup>7</sup>	
	Electrical Life (1800 per hour) 电气寿命 (每小时1800次)	1×10 <sup>5</sup>	
Ambient Temperature环境温度	-25℃ ~ +70℃ (No condensation) (不冷凝)		
Unit Weight单位重量	约Approx.4.0g		

## COIL RATINGS (at23°C) 线圈参数 (在23°C)

Coil Nominal Voltage 额定电压 (VDC)	Nominal Current 额定电流 ±10%(mA)	Coil Resistance 线圈电阻 ±10% (Ω)	Max. Continuous Voltage 最大连续外加电压	Pick-Up Voltage 吸合电压 (Max)	Drop-Out Voltage 释放电压 (Min)	Rated power 额定功率
3	66.67	45	Coil Nominal Voltage 130% 额定电压的 130%	Coil Nominal Voltage 75% 额定电压的 75%	Coil Nominal Voltage 10% 额定电压的 10%	About 0.20 W 约0.20W
5	40.00	125				
6	33.33	180				
9	22.22	405				
12	16.67	720				
24	8.33	2,880				

## ORDERING INFORMATION 订货标记

JZC-4F 012 - 1Z 1 5 ( 11 )	
<div style="display: flex; justify-content: space-around; width: 100%;"> <span>1</span> <span>2</span> <span>3</span> <span>4</span> <span>5</span> <span>6</span> </div>	
<p>1. Model Number基本型号: JZC-4F</p> <p>2. Coil Voltage线圈规格 (VDC): DC3V, DC5V, DC6V, DC9V, DC12V, DC24V</p> <p>3. Contact form: 1H-1FormA, 1B-1Form B, 1Z-1Form C 触点形式: 1H-1组常开, 1B-组常闭 1Z-1组转换</p>	<p>4. Encapsulation form: 1 -Plastic Sealed 封装形式: 1 -塑封型</p> <p>5. Customer Special Code No - Standard Type 3A 5 - 5A 客户特性号: 无-标准型 3A 5 - 5A</p> <p>6. Induces foot position: 11 - 1 foot position 12 - 2 foot position 引出脚脚位: 11 — 1型脚 12 — 2型脚</p>

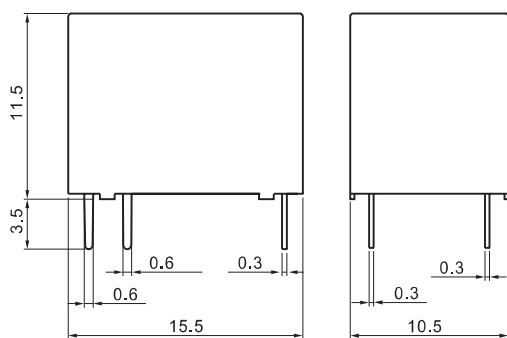
## SAFETY STANDARD 安规认证

AuthType Basic 认证类别	TUV	UL
Authentication Load 认证负载	3A 250VAC	3A 250VAC

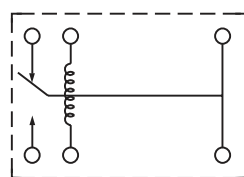
## TYPICAL USE 典型用途

- Communication equipment, Office equipment, Household appliances, Audio equipment, Etc.
- 通讯设备, 办公设备, 家用电器, 音响设备等。

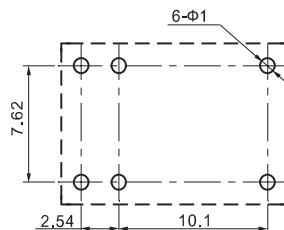
## OUTLINE DIMENSIONS (UNIT:mm)外形尺寸 (单位: mm)



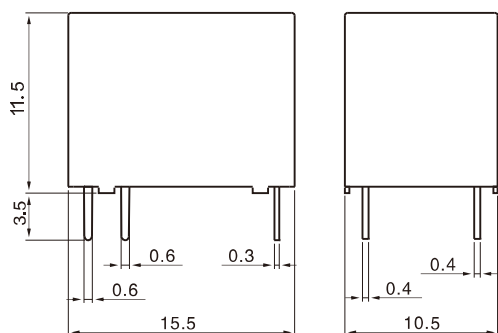
1 型脚



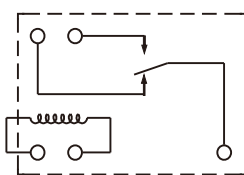
Wiring diagram (bottom view)  
接线图 (底视图)



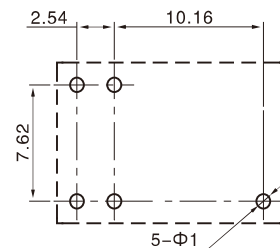
Mounting hole size (bottom view)  
安装孔尺寸 (底视图)



2 型脚



Wiring diagram (bottom view)  
接线图 (底视图)



Mounting hole size (bottom view)  
安装孔尺寸 (底视图)

Undimensioned tolerance: <1mm: ±0.2mm 1~5mm: ±0.3mm >5mm: ±0.4mm  
未标注尺寸公差: <1mm: ±0.2mm 1~5mm: ±0.3mm >5mm: ±0.4mm

Note: 1. The size of the lead foot is pre welding dimension. 注: 1、引出脚尺寸为预焊前尺寸  
2. installation hole size tolerance: +0.1mm 2、安装孔尺寸公差: ±0.1mm

## PERFORMANCE CHART性能曲线图

