



Auxiliary switch on the front, 1 NO + 2 NC Current path 1 NC, 1 NO, 1 NO for 3RH and 3RT spring-type terminal .1/.2, .1/.2, .3/.4

General technical data	
product brand name	SIRIUS
suitability for use	Contactor relay and power contactor
protection class IP on the front	IP20
ambient temperature	
• during storage	-55 ... +80 °C
• during operation	-25 ... +60 °C
mechanical service life (switching cycles) typical	10 000 000
electrical endurance (switching cycles) at AC-15 at 230 V typical	200 000
contact reliability of auxiliary contacts	1 faulty switching per 100 million (17 V, 1 mA)
insulation voltage with degree of pollution 3 at AC rated value	690 V
surge voltage resistance rated value	6 kV
Auxiliary circuit	
number of NC contacts for auxiliary contacts	
• instantaneous contact	2
• lagging switching	0
number of NO contacts for auxiliary contacts	
• instantaneous contact	1
• leading contact	0
operational current of auxiliary contacts at AC-12	
• at 24 V	10 A
• at 230 V	10 A
• maximum	10 A
operational current	
• of auxiliary contacts	
— at AC-14	
— at 125 V	6 A
— at 250 V	6 A
— at AC-15	
— at 24 V	6 A
— at 230 V	6 A
— at 400 V	3 A
• at AC-15 at 690 V rated value	1 A
operational current	
• of auxiliary contacts at DC-12	
— at 24 V	10 A

<ul style="list-style-type: none"> <li>— at 110 V</li> <li>— at 220 V</li> <li>• with 2 current paths in series at DC-12 <ul style="list-style-type: none"> <li>— at 24 V rated value</li> <li>— at 60 V rated value</li> <li>— at 110 V rated value</li> <li>— at 220 V rated value</li> <li>— at 440 V rated value</li> <li>— at 600 V rated value</li> </ul> </li> <li>• with 3 current paths in series at DC-12 <ul style="list-style-type: none"> <li>— at 24 V rated value</li> <li>— at 60 V rated value</li> <li>— at 110 V rated value</li> <li>— at 220 V rated value</li> <li>— at 440 V rated value</li> <li>— at 600 V rated value</li> </ul> </li> </ul>	3 A 1 A  10 A 10 A 4 A 2 A 1.3 A 0.65 A  10 A 10 A 10 A 3.6 A 2.5 A 1.8 A
<b>operational current</b>	
<ul style="list-style-type: none"> <li>• of auxiliary contacts at DC-13 <ul style="list-style-type: none"> <li>— at 24 V</li> <li>— at 60 V</li> <li>— at 110 V</li> <li>— at 220 V</li> </ul> </li> <li>• with 2 current paths in series at DC-13 <ul style="list-style-type: none"> <li>— at 24 V rated value</li> <li>— at 60 V rated value</li> <li>— at 110 V rated value</li> <li>— at 220 V rated value</li> <li>— at 440 V rated value</li> <li>— at 600 V rated value</li> </ul> </li> <li>• with 3 current paths in series at DC-13 <ul style="list-style-type: none"> <li>— at 24 V rated value</li> <li>— at 60 V rated value</li> <li>— at 110 V rated value</li> <li>— at 220 V rated value</li> <li>— at 440 V rated value</li> <li>— at 600 V rated value</li> </ul> </li> </ul>	6 A 2 A 1 A 0.3 A  10 A 3.5 A 1.3 A 0.9 A 0.2 A 0.1 A  10 A 4.7 A 3 A 1.2 A 0.5 A 0.26 A
<b>Installation/ mounting/ dimensions</b>	
<b>fastening method</b>	snap-on mounting
<b>width</b>	36 mm
<b>height</b>	41.5 mm
<b>depth</b>	47.7 mm
<b>Connections/ Terminals</b>	
<b>type of electrical connection for auxiliary and control circuit</b>	spring-loaded terminals
<b>type of connectable conductor cross-sections</b>	
<ul style="list-style-type: none"> <li>• for auxiliary contacts <ul style="list-style-type: none"> <li>— finely stranded <ul style="list-style-type: none"> <li>— with core end processing</li> <li>— without core end processing</li> </ul> </li> </ul> </li> <li>• at AWG cables for auxiliary contacts</li> </ul>	2x (0.5 ... 1.5 mm <sup>2</sup> ) 2x (0.5 ... 2.5 mm <sup>2</sup> ) 2x (20 ... 14)
<b>Safety related data</b>	
<b>product function mirror contact acc. to IEC 60947-4-1</b>	Yes
<ul style="list-style-type: none"> <li>• note</li> </ul>	with 3RT2
<b>product function positively driven operation acc. to IEC 60947-5-1</b>	Yes
<ul style="list-style-type: none"> <li>• note</li> </ul>	with 3RH2
<b>Certificates/ approvals</b>	
<b>General Product Approval</b>	<b>EMC</b>



[KC](#)



Declaration of Conformity

Test Certificates

Shipping Approval

[Miscellaneous](#)



[Type Test Certificates/Test Report](#)

[Special Test Certificate](#)



Shipping Approval

other



[Confirmation](#)



Railway

[Special Test Certificate](#)

[Special Test Certificate](#)

[Type Test Certificates/Test Report](#)

[Vibration and Shock](#)

Further information

Information- and Downloadcenter (Catalogs, Brochures,...)

<https://www.siemens.com/ic10>

Industry Mall (Online ordering system)

<https://mall.industry.siemens.com/mall/en/en/Catalog/product?mfb=3RH2911-2HA12>

Cax online generator

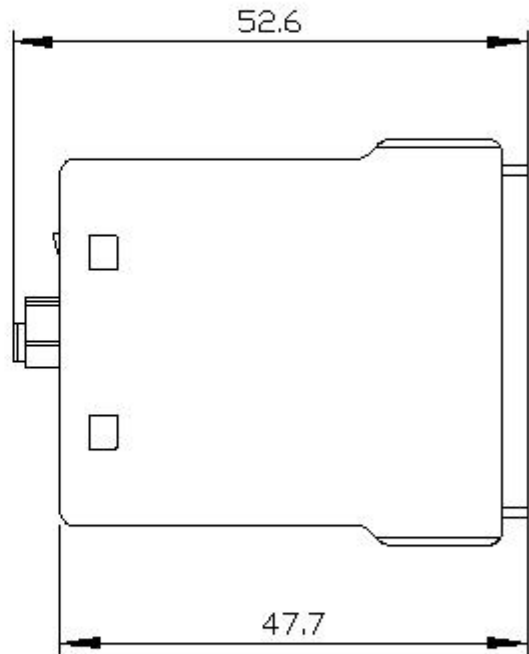
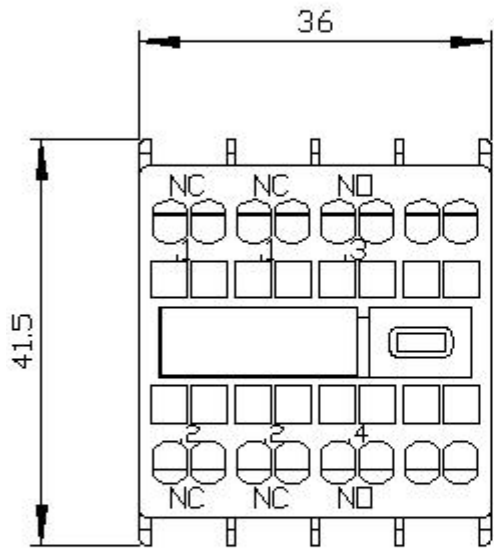
<http://support.automation.siemens.com/WW/CAXorder/default.aspx?lang=en&mfb=3RH2911-2HA12>

Service&Support (Manuals, Certificates, Characteristics, FAQs,...)

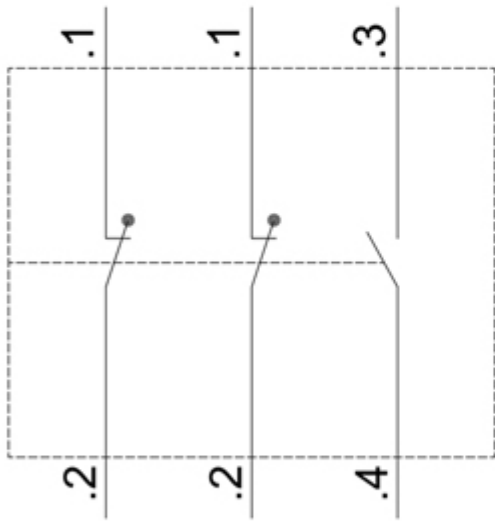
<https://support.industry.siemens.com/cs/ww/en/ps/3RH2911-2HA12>

Image database (product images, 2D dimension drawings, 3D models, device circuit diagrams, EPLAN macros, ...)

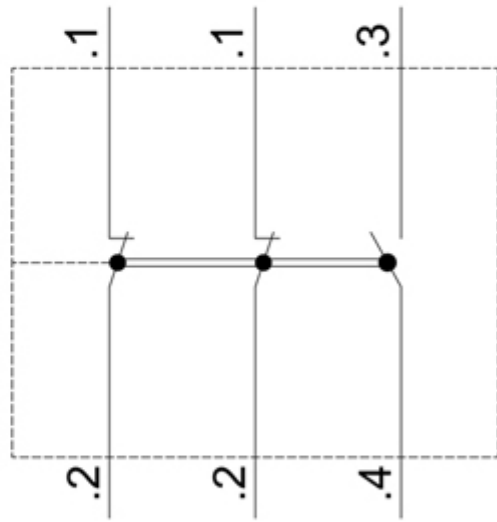
[http://www.automation.siemens.com/bilddb/cax\\_de.aspx?mfb=3RH2911-2HA12&lang=en](http://www.automation.siemens.com/bilddb/cax_de.aspx?mfb=3RH2911-2HA12&lang=en)



3RT2



3RH2



last modified:

5/15/2020 