

Product data sheet

Miniature connectors

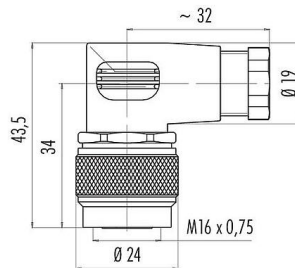


Product description	M16 Female angled connector, Contacts: 19 (19-a), 6.0-8.0 mm, unshielded, solder, IP67
Area	series 723
Part no.	99 0462 75 19

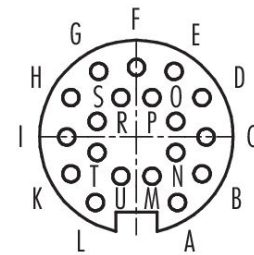
Illustration



Scale drawing



Contact arrangement (Plug-in side)



You can find the assembly instructions on the next page.

Technical data

General features

Part no.	99 0462 75 19
Connector design	Female angled connector
Type standard	DIN EN 61076-2-106
Version	Connector socket angled
Connector locking system	screw
Termination	solder
Degree of protection	IP67
Cross-sectional area	max. 0.25 mm ² / AWG 24
Cable outlet	6.0-8.0 mm
Twistability	90° (4 coding options)
Temperature range from/to	-40 °C / 95 °C
Mechanical operation	> 500 Mating cycles
Weight (g)	40.40
Customs tariff number	85369010
Country of Origin	DE

Electrical parameters

Rated voltage	60 V
Rated impulse voltage	500 V
Rated current	3,0 A
Insulation resistance	≥ 10 ¹⁰ Ω
Pollution degree	1
Overvoltage category	I
Insulating material group	III
EMC compliance	unshielded

Product data sheet

Miniature connectors



Product description	M16 Female angled connector, Contacts: 19 (19-a), 6.0-8.0 mm, unshielded, solder, IP67
Area	series 723
Part no.	99 0462 75 19

Material

Housing material	PA
Contact body material	PBT (UL94 V-0)
Contact material	CuSn (bronze)
Contact plating	Au (gold)
REACH SVHC	CAS 96-45-7 (Imidazolidine-2-thione) CAS 7439-92-1 (Lead)
SCIP number	6c9e07a1-8cb6-4bc6-a832-9eec52ca9334

Classifications

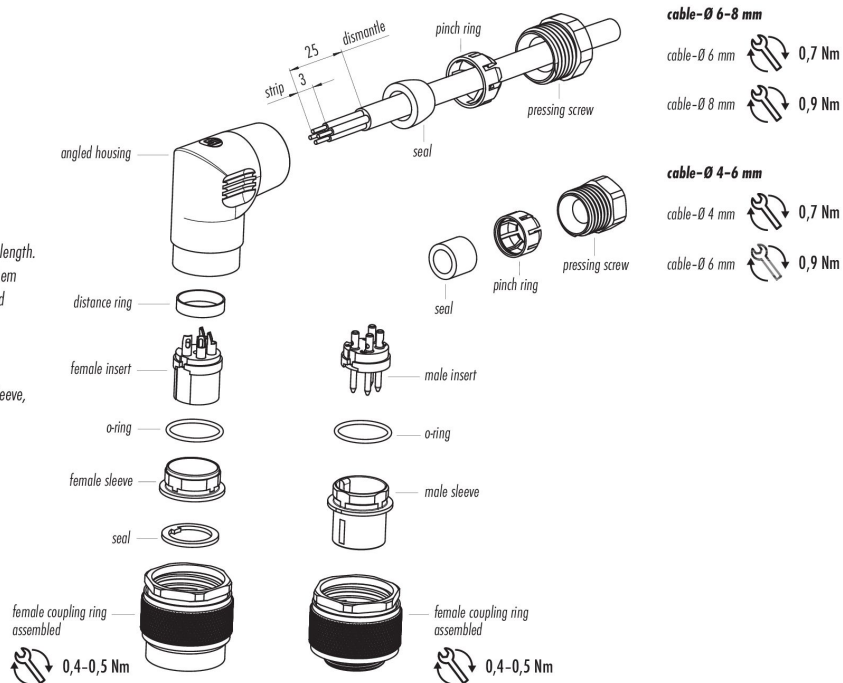
eCl@ss 11.1	27-44-01-02
ETIM 9.0	EC002635

Declarations of conformity

Low Voltage Directive	2014/35/EU (EN 60204-1:2018;EN 60529:1991)
-----------------------	--------------------------------------------

Assembly instructions

1. Bead pressing screw, pinch ring and seal to cable.
2. Dismantle cable to 25 mm length.
3. Strip single wires, thread them through angled housing and solder single wires.
4. Tighten pressing screw.
5. Fit o-ring onto sleeve.
6. Mount contact insert and sleeve, tighten coupling ring.



Product description	M16 Female angled connector, Contacts: 19 (19-a), 6.0-8.0 mm, unshielded, solder, IP67
Area	series 723
Part no.	99 0462 75 19

Security notices

The connector must not be plugged or unplugged under load. Non-observance and improper use can result in personal injury.

The connectors have been developed for applications in plant engineering, control and electrical equipment construction. The user is responsible for checking whether the connectors can also be used in other areas of application.

To protect against unintentional opening of the connector, the thread between the housing and the connector head must be secured with a suitable cyanoacrylate adhesive when used in circuits with voltages dangerous to the touch. This does not apply to connectors used in SELV and PELV circuits according to IEC 61140 (EN 61140, VDE 0140-1).

Connectors which are used in circuits with voltages dangerous to the touch may only be installed and used by, or under the supervision of, persons with electrical engineering training, taking into account the applicable regulations and standards.

The user must take suitable safety precautions to ensure that the connector cannot be accidentally disconnected.

Plug connectors with enclosure protection IP67 and IP68 are not suitable for use under water. When used outdoors, the plug connectors must be protected separately against corrosion. For further information on the IP protection classes, please refer to the "Technical Information" download centre.

The plug connector is not suitable for mains voltages. Please observe the pollution degree and the overvoltage category. For further information, please refer to the download center "Technical Information".

The protection class specification applies on condition that the four mounting holes are made as blind holes.