

I/O module - IB ST ZF 24 DI32/2 - 2750675

Please be informed that the data shown in this PDF Document is generated from our Online Catalog. Please find the complete data in the user's documentation. Our General Terms of Use for Downloads are valid (<http://phoenixcontact.com/download>)



INTERBUS-ST digital input module, 32 inputs, 24 V DC, 2-wire connection method, IP20 protection, consisting of: Terminal part with spring-cage connection and module electronics

The illustration shows version IB ST 24 BDI 32/2

Product description

INTERBUS ST digital input modules

The digital INTERBUS input modules are designed for the connection of digital control signals, such as those generated by switches, limit switches, electronic proximity switches, and photoelectric switches.

The scope of functions provided by the standard models covers the majority of applications.


All the typical advantages of INTERBUS ST handling, such as multi-wire connection method and plug-in electronics are available.

Product Features

- 32 digital inputs
- Connection of sensors in 2-wire technology
- Diagnostic and status indicators



Key commercial data

Packing unit	1 pc
GTIN	 4 017918 126902
Weight per Piece (excluding packing)	670.0 GRM
Custom tariff number	85389091
Country of origin	Germany

Technical data

Note

Utilization restriction	EMC: class A product, see manufacturer's declaration in the download area
-------------------------	---

Dimensions

I/O module - IB ST ZF 24 DI32/2 - 2750675

Technical data

Dimensions

Width	118 mm
Height	117 mm
Depth	116 mm

Ambient conditions

Ambient temperature (operation)	0 °C ... 55 °C
Ambient temperature (storage/transport)	-20 °C ... 70 °C
Permissible humidity (operation)	75 % (on average, 85% infrequently, non-condensing)
Permissible humidity (storage/transport)	75 % (on average, 85% infrequently, non-condensing)
Air pressure (operation)	80 kPa ... 108 kPa (up to 2000 m above mean sea level)
Air pressure (storage/transport)	80 kPa ... 108 kPa (up to 2000 m above mean sea level)
Degree of protection	IP20

Interfaces

Fieldbus system	Lokalbus
Designation	ST local bus
Connection method	ST local bus connector
Transmission speed	500 kBit/s

Digital inputs

Input name	Digital inputs
Connection method	Spring-cage connection
	2-wire
Number of inputs	32
Typical response time	3 ms (typical)
Input voltage	24 V DC
Input voltage range "0" signal	-30 V DC ... 6 V DC
Input voltage range "1" signal	13 V DC ... 30 V DC
Nominal input current at U _{IN}	typ. 5 mA (per channel)

Power supply for module electronics

Supply voltage	24 V DC
Supply voltage range	20 V DC ... 30 V DC (including ripple)
Ripple	3.6 V _{pp} within the allowable voltage range
Current consumption	typ. 200 mA
Communications power U _L	9 V DC
Current consumption	max. 100 mA

General

Weight	740 g
--------	-------

I/O module - IB ST ZF 24 DI32/2 - 2750675

Technical data

General

Mounting type	DIN rail
Protection class	III, IEC 61140, EN 61140, VDE 0140-1
Test section	Bus logic / I/O 500 V AC 50 Hz 1 min
	Ground conductor / I/O 500 V AC 50 Hz 1 min
	Supply voltage logic / I/O 500 V AC 50 Hz 1 min

Classifications

eCl@ss

eCl@ss 4.0	27250302
eCl@ss 4.1	27250302
eCl@ss 5.0	27250302
eCl@ss 5.1	27242604
eCl@ss 6.0	27242604
eCl@ss 7.0	27242604
eCl@ss 8.0	27242604

ETIM

ETIM 2.0	EC001430
ETIM 3.0	EC001599
ETIM 4.0	EC001599
ETIM 5.0	EC001599

UNSPSC

UNSPSC 6.01	43172015
UNSPSC 7.0901	43201404
UNSPSC 11	43172015
UNSPSC 12.01	43201404
UNSPSC 13.2	43201404

Approvals

Approvals

Approvals

UL Recognized / cUL Recognized / GOST / cULus Recognized

I/O module - IB ST ZF 24 DI32/2 - 2750675

Approvals

Ex Approvals

Approvals submitted

Approval details

UL Recognized

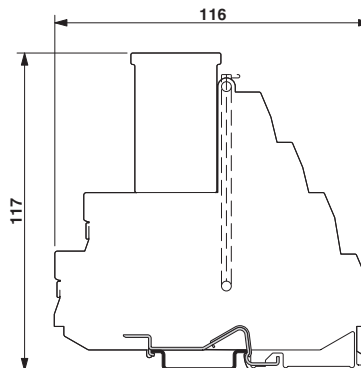
cUL Recognized

GOST

cULus Recognized

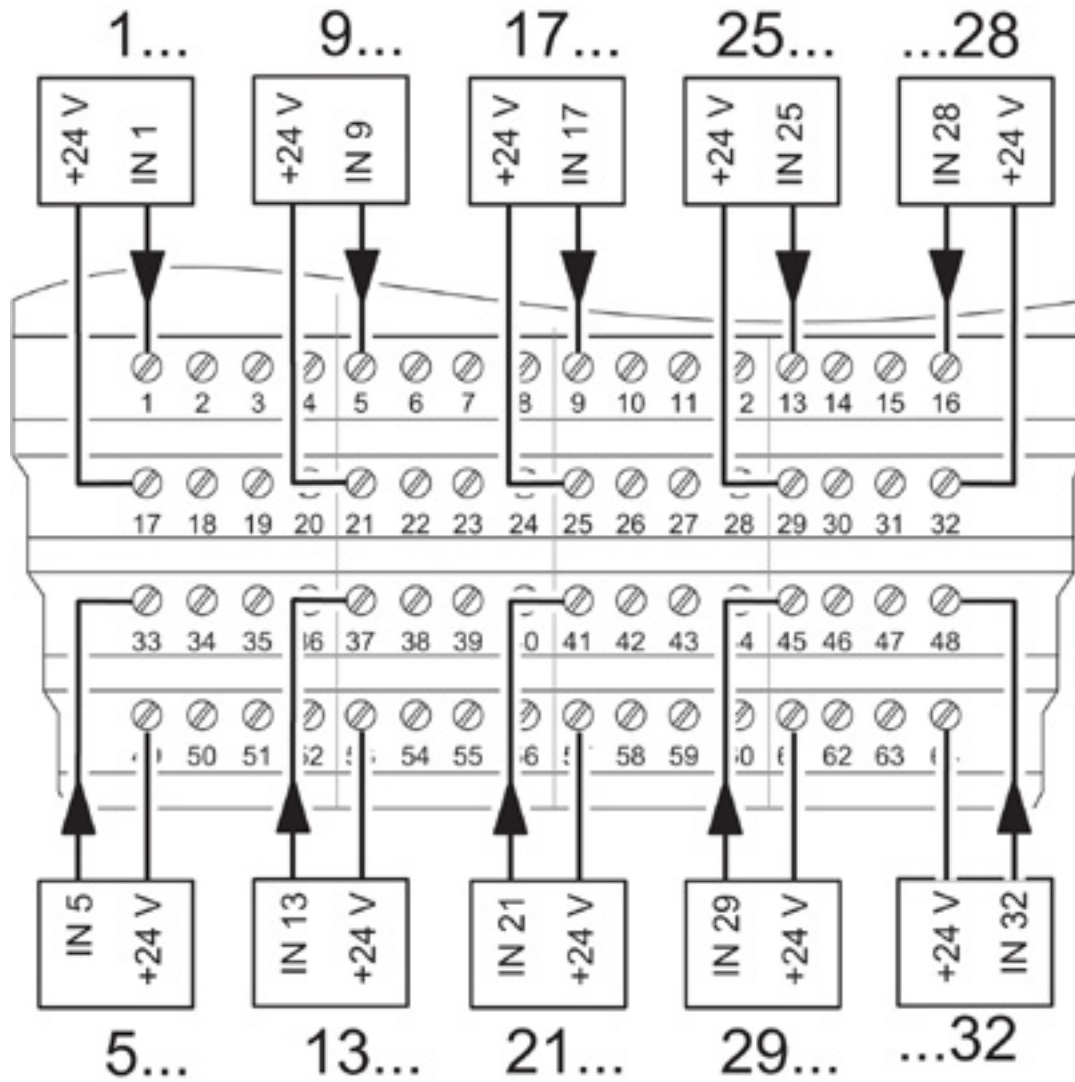
Drawings

Dimensioned drawing



I/O module - IB ST ZF 24 DI32/2 - 2750675

Connection diagram



I/O module - IB ST ZF 24 DI32/2 - 2750675

Block diagram

