REVISIONS					
REV.	ECN NO.	LOCATION	DESCRIPTION	DATE	DESIGN
A0	N/A		INITIAL RELEASE	/	/
A1	N/A		图面升级整理图面	2025.2.28	阿树

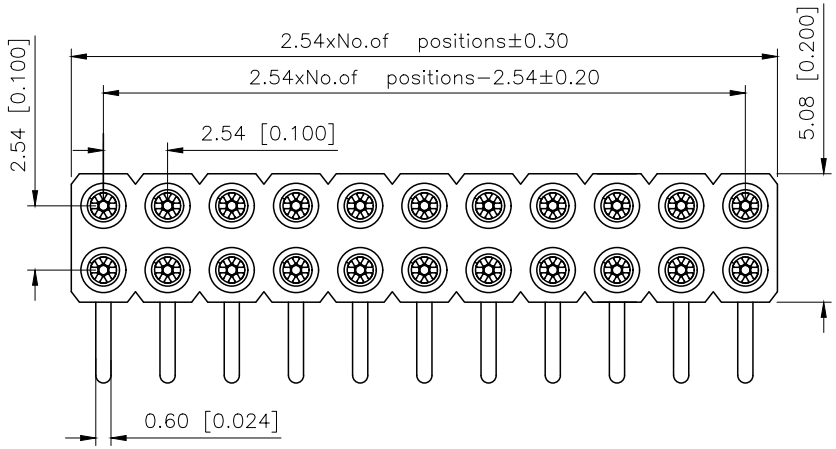

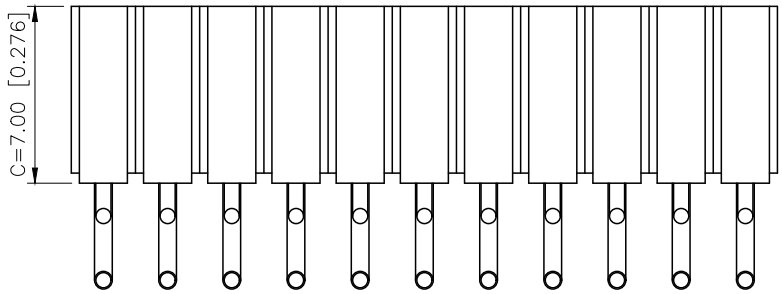

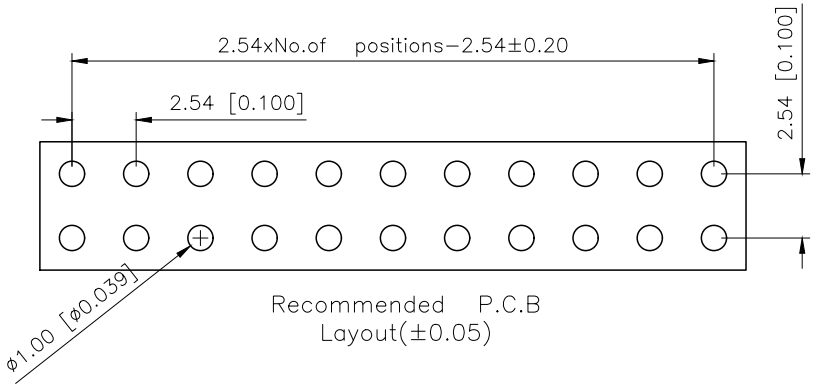

Recommended P.C.B
Layout(±0.05)

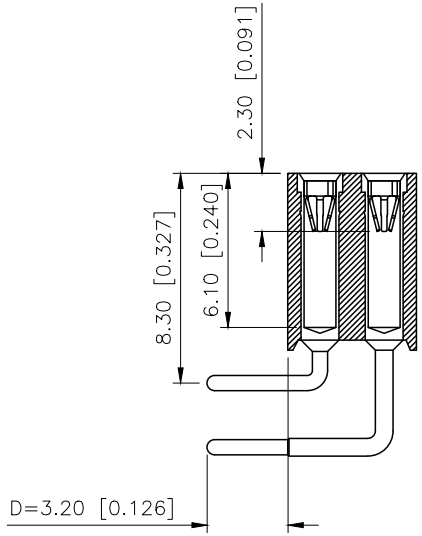

Technical Date
Pin(outer sleeve):Brass,machined CuZn38pb2
Clip (Contact 6 Finger):Beryllium copper,heat teated
Insulator:PPS UL94V−0 colour:black
Current rating:3Amps
Mating Pinø:0.635/0.889mm
Forces:(polished steel gaugeø0.66mm)
−Insertion:1.2N typ
−Withdrawal:0.6N typ
Mechanical Life:min 500 cycles
Contact resistance: 10mΩ max
Dielectric strength:1000V
Operaling temperature:−40 ℃ to +105℃
Soldering temperature:+255℃

PART NO.:

X5521 F R−2xXX−C70 D32−1743
① ② ③ ④ ⑤ ⑥ ⑦

①Series No
②Category:F−Female
③Welding Board Angle:R−Stright 90°
④Row No.Pin No:2xXX−2x01Pin−2xXXPin
⑤Plastic Height:C=7.0mm
⑥Pin Length:D=3.2mm
⑦1743:Type1743

X5521FR−2xXX−C70D32−1743	PPS	Brass	X5521W
PART NO	Material	Material(Pin)	Suitable XKB Wafer

AuGLAR	±5°
X.	±0.40
X.x	±0.30
X.xx	±0.20
X.xxx	±0.15
UNSPECIFIED TOLERAuCES	

XKB Connection 星河

DESIGN	阿树	VIEW:	MODEL TYPE: 2.54mm BTB Style Connecto
CHECKED		UNIT: mm/in	PART NO.: X5521FR−2xXX−C70D32−1743
APPROVED		SIZE: A4	DWG NO.:

XKB INDUSTRIAL PRECISION CO.,LIMITED

SCALE	PAGE	REVISION
N/A	1/1	A1