



为您的产品保驾护航

PRODUCT DATASHEET

Electro-Static Discharge

JED323-15V ESD

## Features

- Package: SOD-323
- Protects one data line
- Ultra low leakage: nA level
- Operating voltage: 15V
- Low clamping voltage
- Complies with following standards:
  - IEC 61000-4-2 (ESD) immunity test
    - Air discharge:  $\pm 30\text{kV}$
    - Contact discharge:  $\pm 30\text{kV}$
  - IEC61000-4-5 (Lightning) 43A (8/20 $\mu\text{s}$ )
- RoHS compliant

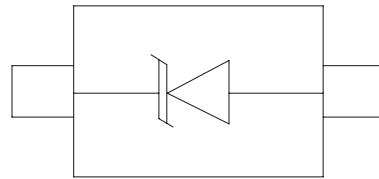
## Applications

- Cellular Handsets and Accessories
- Personal Digital Assistants
- Notebooks, Desktops, Servers
- Portable Instrumentation
- Digital Cameras
- Analog Inputs
- Audio Players
- Keypads, Side Keys, LCD Displays
- Laser Diode Protection

## Pin Description



## Schematic Diagram



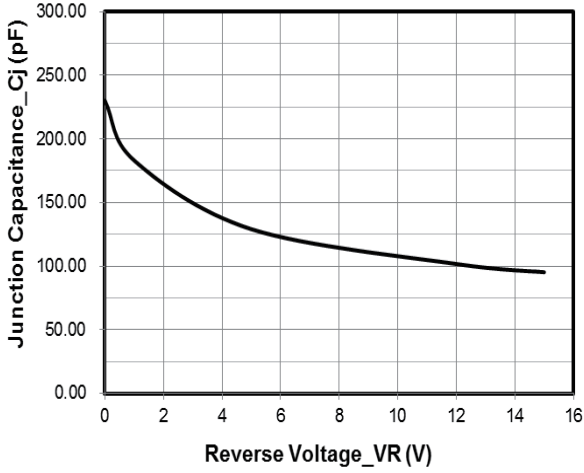
## Limiting Values( $T_A = 25\text{ }^\circ\text{C}$ , unless otherwise specified)

Symbol	Parameter	Conditions	Value	Unit
V <sub>ESD</sub>	Electrostatic Discharge Voltage	IEC 61000-4-2;Contact Discharge	$\pm 30$	kV
		IEC 61000-4-2;Air Discharge	$\pm 30$	kV
P <sub>Pk</sub>	Peak Pulse Power	t <sub>P</sub> =8/20 $\mu\text{s}$	1200	W
I <sub>PP</sub>	Peak Pulse Current	t <sub>P</sub> =8/20 $\mu\text{s}$	43	A
T <sub>J</sub>	Operating Temperature Range	-	-55 to +125	$^\circ\text{C}$
T <sub>stg</sub>	Storage Temperature Range	-	-55 to +150	$^\circ\text{C}$

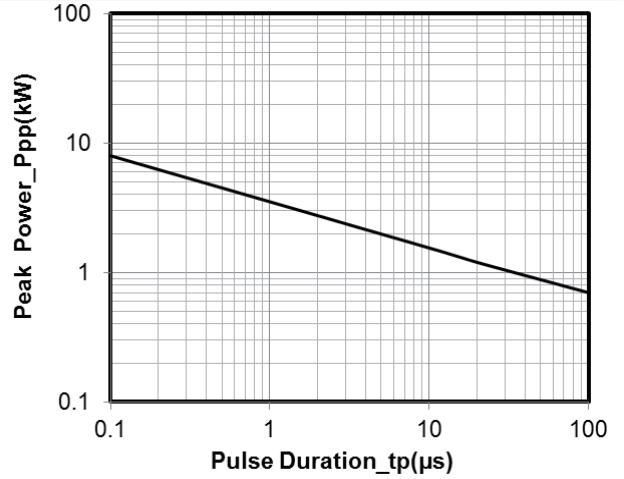
## Electrical Characteristics( $T_A = 25\text{ }^\circ\text{C}$ , unless otherwise specified)

Symbol	Parameter	Conditions	Min	Typ.	Max	Unit
V <sub>RWM</sub>	Reverse Working Voltage	T <sub>A</sub> =25 $^\circ\text{C}$	-	-	15	V
V <sub>BR</sub>	Breakdown Voltage	I <sub>T</sub> =1mA	16.5	-	19.5	V
I <sub>R</sub>	Reverse Leakage Current	V <sub>RWM</sub> =15V	-	-	0.5	$\mu\text{A}$
V <sub>C</sub>	Clamping Voltage	I <sub>PP</sub> =1A(8x20 $\mu\text{s}$ pulse)	-	-	18	V
V <sub>C</sub>	Clamping Voltage	I <sub>PP</sub> =43A(8x20 $\mu\text{s}$ pulse)	-	-	28	V
C <sub>J</sub>	Junction Capacitance	V <sub>R</sub> =0V,f=1 MHz	-	230	-	pF

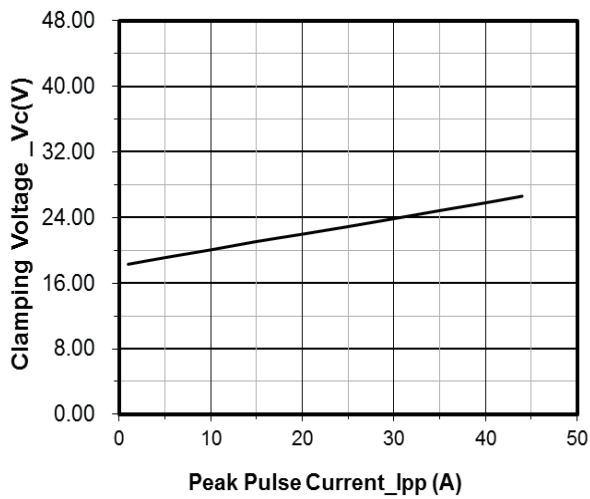
Typical Characteristics



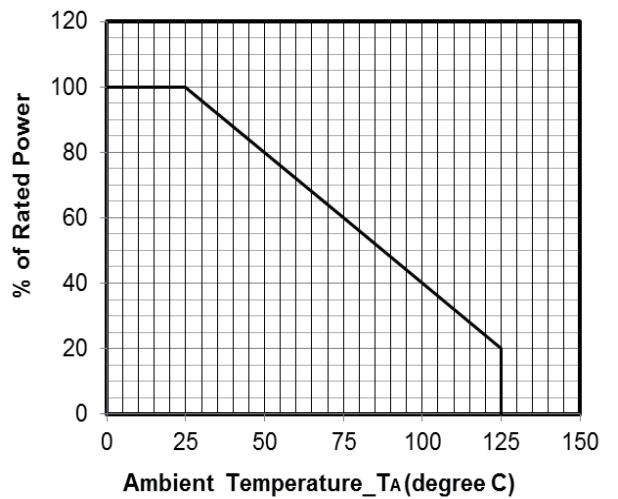
Junction Capacitance vs. Reverse Voltage



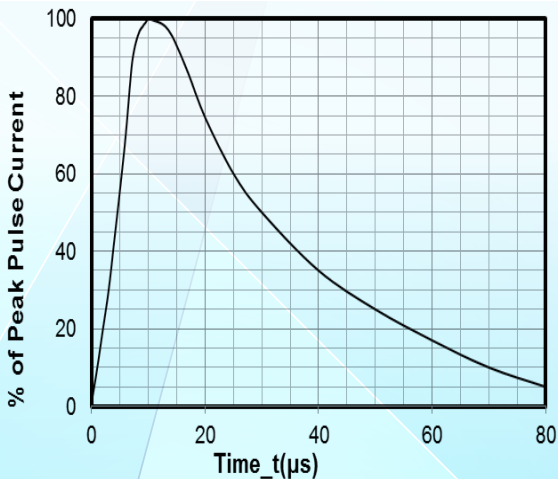
Peak Pulse Power vs. Pulse Time



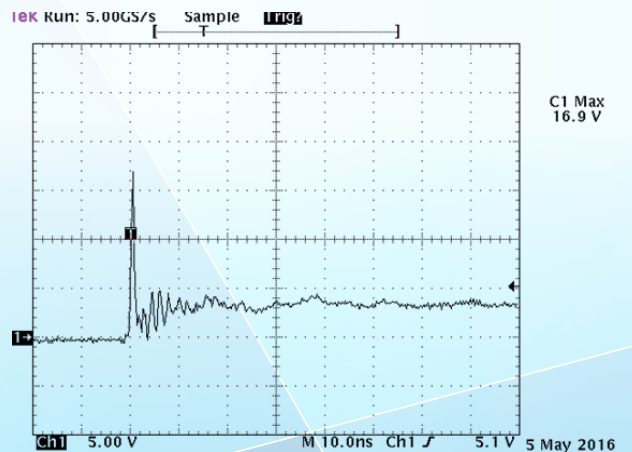
Clamping Voltage vs. Peak Pulse Current ( $t_p = 8/20 \mu s$ )



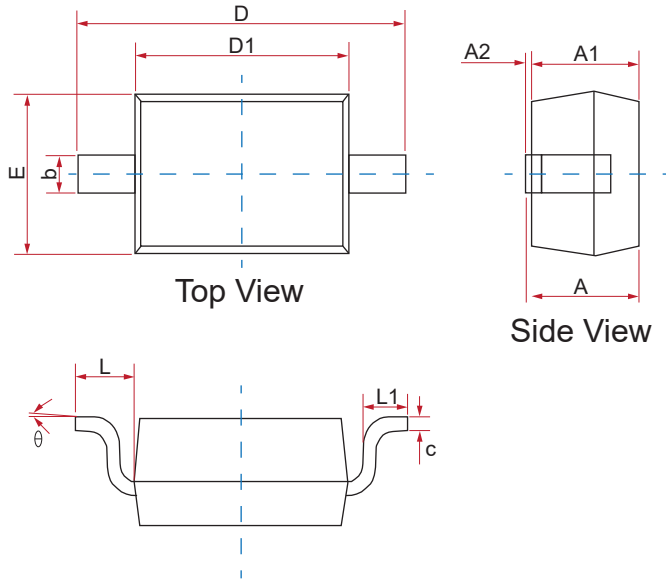
Power Derating Curve



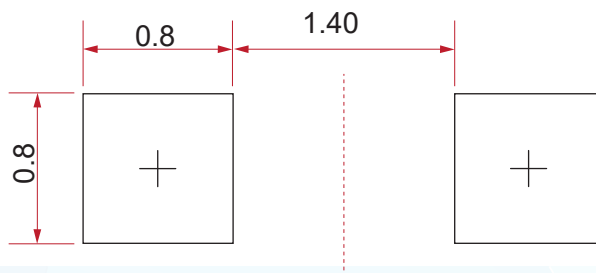
8 X 20  $\mu s$  Pulse Waveform



ESD Clamping Voltage  
8 kV Contact per IEC61000-4-2

**Physical Dimensions(mm.)**


Symbol	Dimensions In Millimeters		
	Min	Nom	Max
A	0.800	--	1.100
A1	0.800	--	0.900
A2	0.000	--	0.100
b	0.250	--	0.400
c	0.080	--	0.177
D1	1.600	1.700	1.800
D	2.300	--	2.800
E	1.150	--	1.400
L	0.475REF		
L1	0.100	--	0.500
e	0°	--	8°

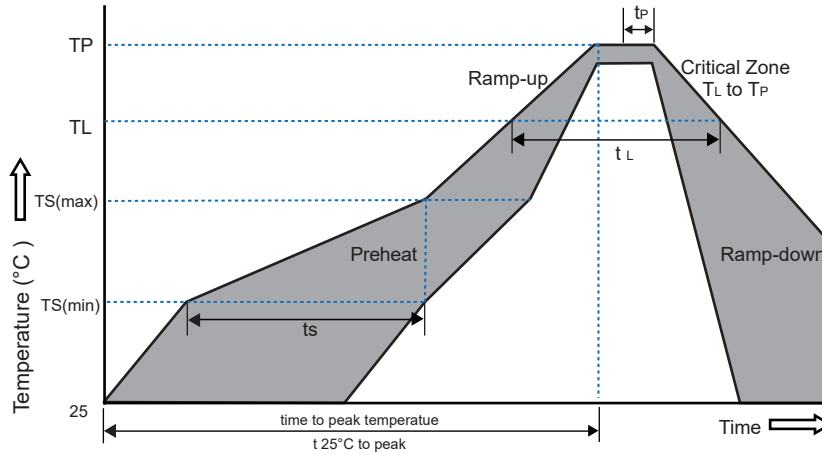
**Suggested Land Pattern**


Unit:mm

**Packaging Quantity**

Part Number	Delivery Form	Delivery Quantity
JED323-15V	7"T&R	3,000

### Soldering Parameters



Reflow Condition		Pb-Free Assembly
Pre-heat	-Temperature Min( $T_{s(min)}$ )	+150°C
	-Temperature Max( $T_{s(max)}$ )	+200°C
	-Time(Min to Max)( $t_s$ )	60~180 secs.
Average ramp up rate (Liquid us Temp( $T_L$ ) to peak)		3°C/sec. Max
Ts(max) to $T_L$ - Ramp-up Rate		3°C/sec. Max
Reflow	-Temperature( $T_L$ )(Liquid us)	+217°C
	-Temperature ( $t_L$ )	60~150 secs.
Peak Temp ( $T_p$ )		+260(+0/-5)°C
Time within 5°C of actual Peak Temp ( $t_p$ )		30 secs. Max
Ramp-down Rate		6°C/sec. Max
xTime 25°C to Peak Temp (TP)		8 min. Max
Do not exceed		+260°C

### Part Number System

## JE D323 - 15V

