



Main

Range of product	OsiSense XU
Series name	General purpose single mode
Electronic sensor type	Photo-electric sensor
Sensor name	XUM
Sensor design	Miniature
Detection system	Diffuse with background suppression
Material	Plastic
Type of output signal	Discrete
Supply circuit type	DC
Wiring technique	3-wire
Discrete output type	NPN
Discrete output function	1 NO or 1 NC programmable
Electrical connection	1 male connector M8, 4 pins
Product specific application	-
Emission	Red diffuse with background suppression
[Sn] nominal sensing distance	0.98 ft (0.3 m) diffuse with background suppression

Complementary

Enclosure material	PBT
Lens material	PC
Maximum sensing distance	0.98 ft (0.3 m) diffuse with background suppression
Output type	Solid state
Wire insulation material	PVC
Status LED	1 LED (green) instability 1 LED (orange) output state
[Us] rated supply voltage	12...24 V DC with reverse polarity protection
Supply voltage limits	10...30 V DC
Switching capacity in mA	<= 100 mA (overload and short-circuit protection)
Voltage drop	<= 2 V (closed state)
Current consumption	<= 20 mA (no-load)
Delay first up	< 100 ms
Delay response	< 1 ms
Setting-up	Sensitivity adjustment by potentiometer
Depth	0.79 in (20 mm)
Height	1.3 in (33 mm)
Length	0.43 in (11 mm)
Width	0.43 in (11 mm)
Product weight	0.14 lb(US) (0.065 kg)

Environment

product certifications	CE CURus
ambient air temperature for operation	-13...131 °F (-25...55 °C)
ambient air temperature for storage	-22...158 °F (-30...70 °C)
immunity to ambient light	3000 lux with natural light 3000 lux with incandescent light
vibration resistance	20 gn, amplitude = +/- 1.5 mm (f = 10...500 Hz) conforming to IEC 60068-2-6
shock resistance	50 gn (duration = 11 ms) conforming to IEC 60068-2-27

IP degree of protection	IP67 conforming to IEC 60529
-------------------------	------------------------------

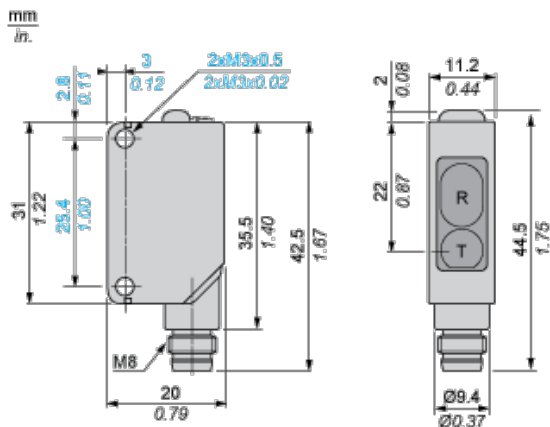
Offer Sustainability

Not Green Premium product	Not Green Premium product
Compliant - since 1210 - Schneider Electric declaration of conformity	Compliant - since 1210 - Schneider Electric declaration of conformity
WARNING: This product can expose you to chemicals including:	WARNING: This product can expose you to chemicals including:
Diisononyl phthalate (DINP), which is known to the State of California to cause cancer, and	Diisononyl phthalate (DINP), which is known to the State of California to cause cancer, and
Di-isodecyl phthalate (DIDP), which is known to the State of California to cause birth defects or other reproductive harm.	Di-isodecyl phthalate (DIDP), which is known to the State of California to cause birth defects or other reproductive harm.
For more information go to www.p65warnings.ca.gov	For more information go to www.p65warnings.ca.gov

Contractual warranty

Warranty period	18 months
-----------------	-----------

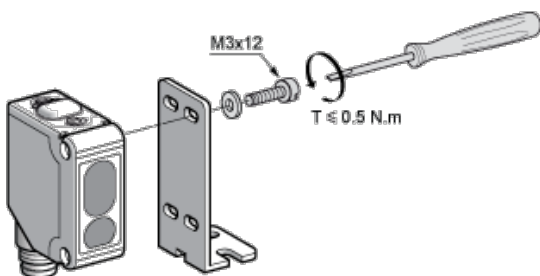
Dimensions



R : Reception

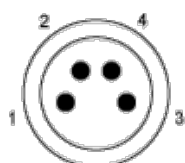
T : Transmission

Mounting



Wiring Schemes

M8 Connector

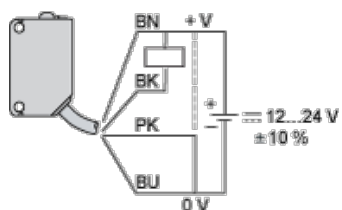


1 : (+)

2 : Mode/Input

- 3 : (-)
4 : Output

NPN Output



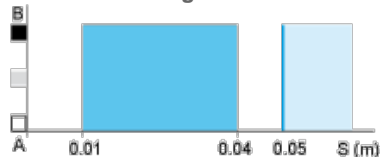
- BU : Blue
BN : Brown
BK : Black
PK : Pink

Note : This scheme is represented in "background suppression" mode, cabling of pink (PK) wire to 0 V

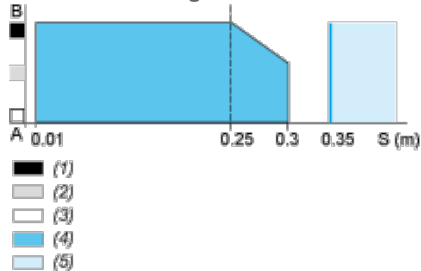
Detection Curves

Variation of Usable Sensing Distance

Minimum Setting



Maximum Setting



A-B : Object reflection coefficient

- (1) Black 6%
- (2) Grey 18%
- (3) White 90%
- (4) Sensing range
- (5) Non sensing zone (matt surfaces)

Mouser Electronics

Authorized Distributor

Click to View Pricing, Inventory, Delivery & Lifecycle Information:

[Schneider Electric:](#)

[XUM8ANCNM8](#)