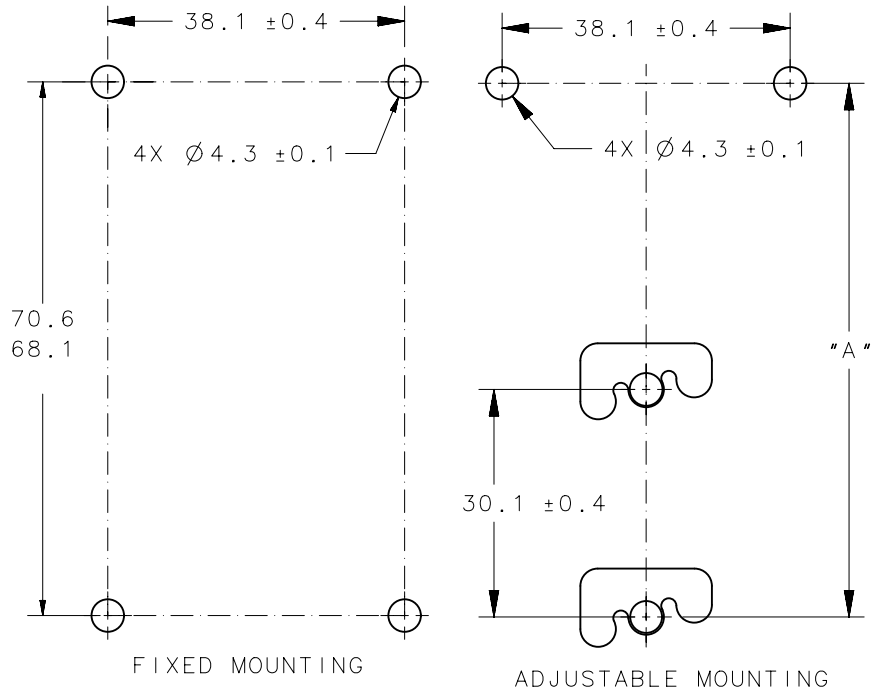
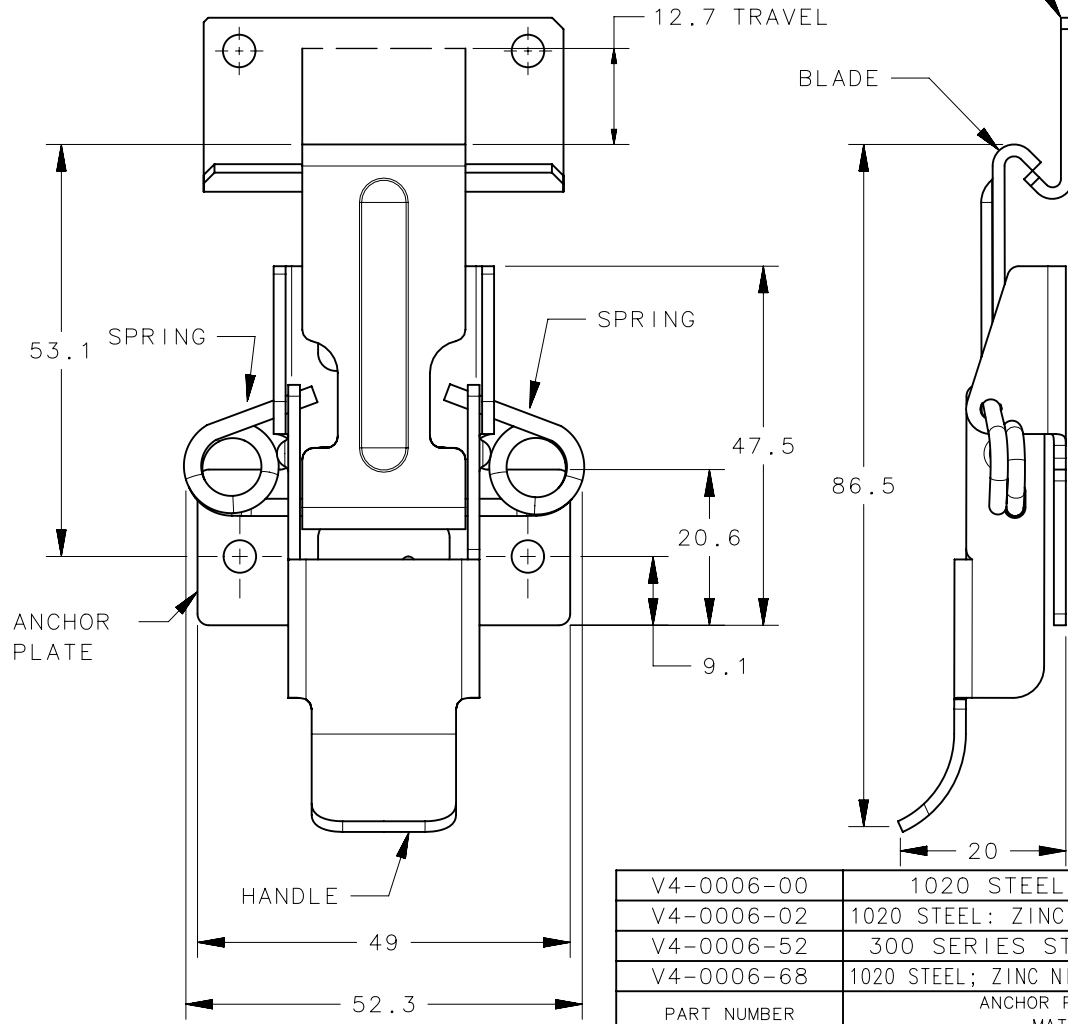
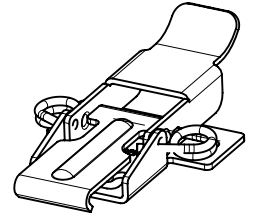


REVISION HISTORY			
REV	DATE	BY	DESCRIPTION
G	26FEB2021	ABK/VK	PRN: P2021-0394

OPTIONAL KEEPER PLATE  
PART NUMBER V4-0-0009-52

POSITION NUMBER	"A"	
	MIN	MAX
1	71.4	73.7
2	69.9	72.1
3	68	70.6



V4-0006-00	1020 STEEL; NATURAL + OIL FILM	300 STAINLESS STEEL; NATURAL
V4-0006-02	1020 STEEL; ZINC PLATED, BRIGHT CHROMATE DIP	300 STAINLESS STEEL; BIGHT BURNISHED
V4-0006-52	300 SERIES STAINLESS STEEL; NATURAL	300 STAINLESS STEEL; BIGHT BURNISHED
V4-0006-68	1020 STEEL; ZINC NICKEL PLATED, BLACK CHROMATE DIP	300 STAINLESS STEEL; BLACK ZINC NICKEL
PART NUMBER	ANCHOR PLATE, HANDLE & BLADE MATERIAL AND FINISH	SPRING MATERIAL AND FINISH

NOTES:  
A. SPRING LOADED ANCHOR PLATE COMPENSATES UP TO 0.09 INCHES FOR IRREGULARITIES IN SEALING AND GASKET SET.

THIRD ANGLE PROJECTION		 CONNECT • CREATE • INNOVATE	
MILLIMETERS [IN]			
TOLERANCES UNLESS OTHERWISE NOTED		DESCRIPTION	
UP TO 0.5 ± 0.1		V4 VERSA LATCH - 800 SERIES	
OVER 0.5 UP TO 6 ± 0.2		SIZE	SYSTEM
OVER 6 UP TO 30 ± 0.4		A	NX
OVER 30 ± 0.6		DWG NO. J-V4-0006	
ANGLES ± 5°		DRAWN BY	DATE
PER ASME Y14.5M-1994		RJB	02JAN1997
		SCALE	SHEET
		1:1	1 OF 1

PROPRIETARY ITEM  
EXCEPT FOR USES EXPRESSLY GRANTED IN WRITING, INFORMATION DISCLOSED HEREON IS CONFIDENTIAL AND ALL RIGHTS, PATENT AND OTHERWISE, ARE RESERVED BY SOUTHCO, INC.