
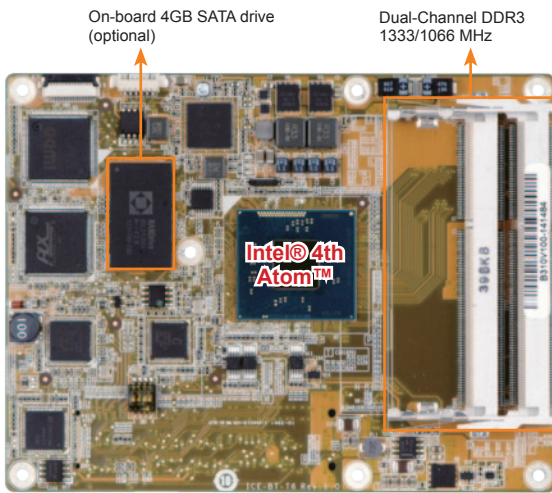


**TYPE 6**

# ICE-BT-T6

COM Express Rev 2.1 Basic Type 6 Module, Intel® 4th Generation Atom™ Processor, VGA, DDI, GbE, SATA 3Gb/s, USB and Audio, RoHS



**New**

One piece heat sink for COM Express Basic Size provides better thermal solution



## Specifications

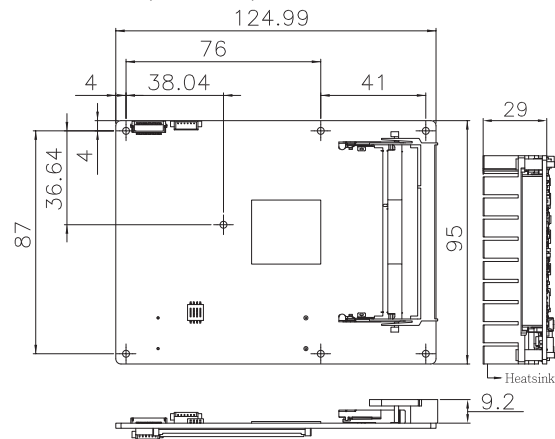
- ◆ CPU
  - Intel® Atom™ E3845 on-board SoC (1.91GHz, quad-core, 2MB cache, TDP=10W)
  - Intel® Atom™ E3827 on-board SoC (1.75GHz, dual-core, 1MB cache, TDP=8W)
  - Intel® Atom™ E3826 on-board SoC (1.46GHz, dual-core, 1MB cache, TDP=7W)
  - Intel® Atom™ E3825 on-board SoC (1.33GHz, dual-core, 1MB cache, TDP=6W)
  - Intel® Atom™ E3815 on-board SoC (1.46GHz, single-core, 512KB cache, TDP=5W)
  - Intel® Celeron® J1900 on-board SoC (2GHz, quad-core, 2MB cache, TDP=10W)
  - Intel® Celeron® N2930 on-board SoC (1.83GHz, quad-core, 2MB cache, TDP=7.5W)
  - Intel® Celeron® N2807 on-board SoC (1.58GHz, dual-core, 2MB cache, TDP=4.3W)
- ◆ Memory
  - Two 204-pin 1066/1333MHz dual-channel DDR3L SDRAM unbuffered DIMMs support up to 8GB
- ◆ BIOS
  - UEFI BIOS
- ◆ Graphics Engine
  - Intel® HD Graphics Gen 7 Engines with 4 execution units, supporting DX11.1, OpenGL 4.2 and OpenCL 1.2
- ◆ Display Output
  - 1 x VGA (2560x1600)
  - 1 x DDI 1 (DP/HDMI max. resolution 2560x1600/1920x1080)
  - 1 x LVDS: 18/24-bit dual-channel LVDS by CH7511B DP to LVDS converter (up to 1920x1200@60Hz)
- ◆ Ethernet
  - Intel® I210 GbE Ethernet
- ◆ Storage
  - 2 x SATA 3Gb/s signal to baseboard
  - Optional soldered down 4GB SSD (SATA port 1)
- ◆ Embedded Controller
  - ITE IT8528E/FX
- ◆ USB
  - 7 x USB 2.0 signal to baseboard
  - 4 x USB 3.0 signal to baseboard (via 1 to 4 USB 3.0 hub)
- ◆ Audio
  - High definition audio interface to baseboard
- ◆ GPIO
  - Yes, to baseboard
- ◆ SMBus
  - Yes, to baseboard
- ◆ I2C
  - Yes, to baseboard
- ◆ LPC
  - Yes, to baseboard
- ◆ SPI
  - Yes, to baseboard
- ◆ Serial Port
  - 2 x serial ports to baseboard (TX & RX from EC)
- ◆ Expansion
  - 5 x PCIe x1 signal to baseboard (2 from SoC, 3 from PLX PEX8605 switch IC)
- ◆ Watchdog Timer
  - Software programmable, supports 1~255 sec. system reset (by EC)
- ◆ Internal Storage
  - The device shall have the capacity of at least 2 kbits, and shall have three address inputs. Suitable devices include the Atmel AT24C32C, ST M24C32 and other compatible devices.
- ◆ Power Consumption
  - +12V@0.54A, Vcore\_12V@0.95A
  - (Intel® Celeron® J1900 CPU, 2 x 8GB 1333 MHz DDR3 memory)
- ◆ Operating Temperature
  - 20°C ~ 60°C
- ◆ Storage Temperature
  - 30°C ~ 70°C
- ◆ Operating Humidity
  - 5% ~ 95%, non-condensing
- ◆ Dimensions: 125 mm x 95 mm
- ◆ Weight: GW: 600g / NW: 200g



## Features

1. Intel® 22nm Atom™ or Celeron® on-board SoC supported
2. Intel® HD Graphics Gen7 integrates high-performance graphics and media processing
3. Supports 1333/1066 MHz DDR3L (1.35V) memory, up to 8GB
4. Supports one analog CRT, one 24-bit dual-channel LVDS, and one DDI
5. Optional soldered down 4GB SSD
6. IEI One Key Recovery solution allows you to create rapid OS backup and recovery

## Dimensions (Unit: mm)



## Packing List

1 x ICE-BT-T6 single board computer	1 x Heatsink
1 x QIG (Quick Installation Guide)	1 x Utility CD

## Ordering Information

Part No.	Description
ICE-BT-T6-J19001-R10	COM Express Basic Type 6 module with Intel® Celeron® quad-core processor J1900 (10W), VGA, DDI, LVDS, GbE, SATA, USB 3.0 and HD Audio, RoHS
ICE-BT-T6-N29301-R10	COM Express Basic Type 6 module with Intel® Celeron® quad-core processor N2930 (7.5W), VGA, DDI, LVDS, GbE, SATA, USB 3.0 and HD Audio, RoHS
ICE-BT-T6-N28071-R10	COM Express Basic Type 6 module with Intel® Celeron® dual-core processor N2807 (4.3W), VGA, DDI, LVDS, GbE, SATA, USB 3.0 and HD Audio, RoHS
ICE-BT-T6-E38XX1-R10	COM Express Basic Type 6 module with Intel® Atom™ processor E38XX, VGA, DDI, LVDS, GbE, SATA, USB 3.0 and HD Audio, RoHS (by request MOQ: 100pcs/lot)
ICE-DB-T6R-R10	Baseboard for COM Express Type 6 Module COM.0 Rev. 2.1, supports PICMG EAPI R1.0
19100-000186-00-RS	Heat spreader for ICE-BT-T6

# Mouser Electronics

Authorized Distributor

Click to View Pricing, Inventory, Delivery & Lifecycle Information:

[IEI:](#)

[ICE-BT-T6-J19001-R10](#) [ICE-BT-T6-N29301-R10](#) [ICE-BT-T6-N28071-R10](#) [ICE-BT-T6-E38271-R10](#) [ICE-BT-T6-E38151-R10](#) [ICE-BT-T6-E38451-R10](#) [ICE-BT-T6-E38261-R10](#) [ICE-BT-T6-E38251-R10](#)