



LUMAWISE | LUMAWISE LED Holders

TE Internal #: 1-2325807-3

Citizen CLU 034 / Cree CMT 1922 / Cree CMT 1925, No Driver on Board / Not Programmable / Zhaga Inspired, 60 VDC, LUMAWISE LED Holders, LED Holders

[View on TE.com >](#)

Connectors > Lighting Connectors > LED Holders > LED Holders, Z45



Compatible LED: Citizen CLL032, Citizen CLU 034, Citizen CLU 036, Citizen CLU038, Citizen CLU720, Citizen CLU721, Cree CMT 1922, Cree CMT 1925, Edison Opto HE CR 180 Series, Edison Opto HE CR 190 Series, Edison Opto HM CR 180 Series, Edison Opto HM CR 190 Series, Lextar PB16H, Lextar PB16U, Lextar PB19H, Lextar PB19U, Lextar PB26H, Lextar PB26U, Luminus CHM 14, Luminus CHM-14-AC00, Luminus CHM-14-AC10, Luminus CLM-14 GEN 3, Luminus CXM-11-AC00, Luminus CXM-11-XH00

Lighting Connector Features Included: No Driver on Board, Not Optic Compatible, Not Programmable, Zhaga Inspired

Operating Voltage: 60 VDC

Termination Method to Wire & Cable: Poke-In

Number of Positions: 1

[All LED Holders, Z45 \(11\)](#)

Features

Product Type Features

LED Holders Product Type	LED Holder
COB Substrate Thickness	1 mm
Connector & Contact Terminates To	Printed Circuit Board

Configuration Features

Lighting Connector Features Included	No Driver on Board, Not Optic Compatible, Not Programmable, Zhaga Inspired
Number of Positions	1

Electrical Characteristics

Operating Voltage	60 VDC
-------------------	--------

Body Features



Compatible LED	Citizen CLL032, Citizen CLU 034, Citizen CLU 036, Citizen CLU038, Citizen CLU720, Citizen CLU721, Cree CMT 1922, Cree CMT 1925, Edison Opto HE CR 180 Series, Edison Opto HE CR 190 Series, Edison Opto HM CR 180 Series, Edison Opto HM CR 190 Series, Lextar PB16H, Lextar PB16U, Lextar PB19H, Lextar PB19U, Lextar PB26H, Lextar PB26U, Luminus CHM 14, Luminus CHM-14-AC00, Luminus CHM-14-AC10, Luminus CLM-14 GEN 3, Luminus CXM-11-AC00, Luminus CXM-11-XH00
----------------	--

Contact Features

Contact Current Rating (Max)	3 A
------------------------------	-----

Termination Features

Termination Method to Wire & Cable	Poke-In
------------------------------------	---------

Housing Features

Housing Material	PBT GF
------------------	--------

Usage Conditions

Operating Temperature Range	-40 – 105 °C[-40 – 105 °F]
-----------------------------	----------------------------

Operation/Application

Circuit Application	Power
---------------------	-------

Product Compliance

[For compliance documentation, visit the product page on TE.com>](#)

EU RoHS Directive 2011/65/EU	Compliant
EU ELV Directive 2000/53/EC	Compliant
China RoHS 2 Directive MIIT Order No 32, 2016	No Restricted Materials Above Threshold
EU REACH Regulation (EC) No. 1907/2006	Current ECHA Candidate List: JUNE 2024 (241) Candidate List Declared Against: JUL 2021 (219) Does not contain REACH SVHC
Halogen Content	Low Bromine/Chlorine - Br and Cl < 900 ppm per homogenous material. Also BFR /CFR/PVC Free
Solder Process Capability	Not reviewed for solder process capability

Product Compliance Disclaimer


This information is provided based on reasonable inquiry of our suppliers and represents our current actual knowledge based on the information they provided. This information is subject to change. The part numbers that TE has identified as EU RoHS compliant have a maximum concentration of 0.1% by weight in homogenous materials for lead, hexavalent chromium, mercury, PBB, PBDE, DBP, BBP, DEHP, DIBP, and 0.01% for cadmium, or qualify for an exemption to these limits as defined in the Annexes of Directive 2011/65/EU (RoHS2). Finished electrical and electronic equipment products will be CE marked as required by Directive 2011/65/EU. Components may not be CE marked. Additionally, the part numbers that TE has identified as EU ELV compliant have a maximum concentration of 0.1% by weight in homogenous materials for lead, hexavalent chromium, and mercury, and 0.01% for cadmium, or qualify for an exemption to these limits as defined in the Annexes of Directive 2000/53/EC (ELV). Regarding the REACH Regulation, the information TE provides on SVHC in articles for this part number is based on the latest European Chemicals Agency (ECHA) 'Guidance on requirements for substances in articles' posted at this URL: <https://echa.europa.eu/guidance-documents/guidance-on-reach>

Compatible Parts



TE Part # 2325807-3
LUMAWISE Z45 LED HOLDER 19X19

Also in the Series | LUMAWISE LED Holders



LED Holders(79)

Customers Also Bought



TE Part #5748526-1
KIT,PLUG,9P,HDP-20,SHLD HDWRE



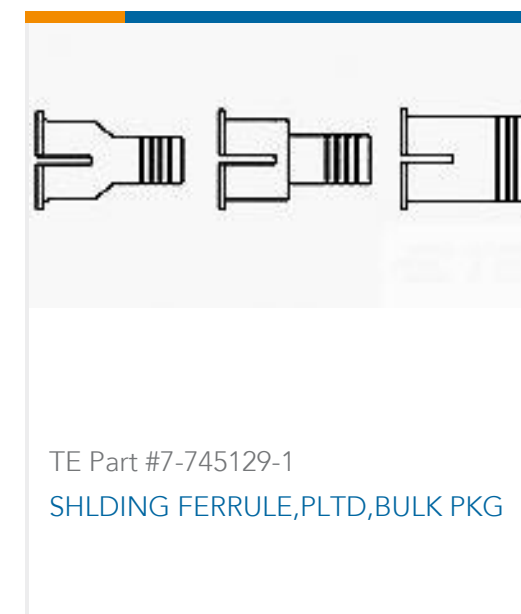
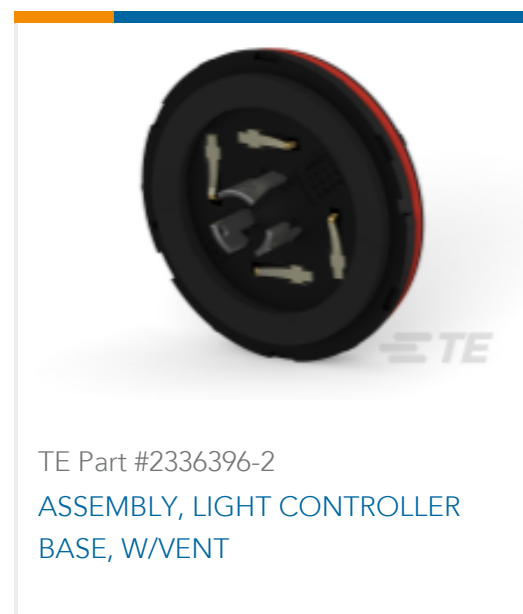
TE Part #2315539-1
COVER, LIGHT CONTROLLER, 81MM DIA., 62MM



TE Part #5554216-3
RCPT ASSY,50 POS,VERT MTG,SHLD



TE Part #D02595-000
ALR-SC-10A-(B-125)



Documents

Product Drawings

LUMAWISE Z45 LED HOLDER 19X19

English

CAD Files

3D PDF

3D

Customer View Model

[ENG_CVM_CVM_1-2325807-3_B.2d_dxf.zip](#)

English

Customer View Model

[ENG_CVM_CVM_1-2325807-3_B.3d_igs.zip](#)

English

Customer View Model

[ENG_CVM_CVM_1-2325807-3_B.3d_stp.zip](#)

English

By downloading the CAD file I accept and agree to the [Terms and Conditions](#) of use.

Datasheets & Catalog Pages

LUMAWISE Z45 LED HOLDERS

English

Product Specifications

Application Specification

English

Application Specification

English



[Application Specification](#)

English

[Application Specification](#)

English

[Agency Approvals](#)

[LED Holders](#)

English

[LED Holders CB Test Certificate to IEC 60838](#)

English