



AMP | AMP Type III+

TE Internal #: 1-66103-7


Pin Contact, Precious Metal, Size 16 Contact Size, 24 – 20 AWG

Wire Size, .2 – .6 mm<sup>2</sup> Wire Size, Crimp, Brass, Power & Signal, AMP

Type III+

[View on TE.com >](#)

Connectors > Contacts > Connector Contacts



Contact Type: **Pin**

Contact Mating Area Plating Material: **Precious Metal**

Wire Contact Termination Area Plating Material: **Tin**

Contact Size: **Size 16**

Wire Size: **24 – 20 AWG**

## Features

### Contact Features

Mating Pin Diameter	1.57 mm[.062 in]
Contact Underplating Material Thickness	1.27 μm[50 μin]
Wire Contact Termination Area Plating Thickness	1.27 μm[50 μin]
Wire Contact Termination Area Plating Material Finish	Bright
Contact Mating Area Plating Material Thickness	.76 μm[30 μin]
Contact Orientation	Straight
Contact Underplating Material	Nickel
Contact Type	Pin
Contact Mating Area Plating Material	Precious Metal
Wire Contact Termination Area Plating Material	Tin
Contact Size	Size 16
Contact Base Material	Brass
Contact Current Rating (Max)	13 A

### Termination Features



Termination Method to Wire & Cable	Crimp
------------------------------------	-------

Product Terminates To	Wire & Cable
-----------------------	--------------

### Mechanical Attachment

Wire Insulation Support	With
-------------------------	------

### Dimensions

Compatible Insulation Diameter Range	1.02 – 2.03 mm [.04 – .08 in]
--------------------------------------	-------------------------------

Wire Size	.2 – .6 mm <sup>2</sup>
-----------	-------------------------

### Usage Conditions

Operating Temperature Range	-55 – 90 °C [-67 – 194 °F]
-----------------------------	----------------------------

### Operation/Application

Circuit Application	Power & Signal
---------------------	----------------

### Packaging Features

Packaging Quantity	100
--------------------	-----

Packaging Method	Box, Loose Piece
------------------	------------------

### Product Compliance

[For compliance documentation, visit the product page on TE.com>](#)

EU RoHS Directive 2011/65/EU	Compliant
------------------------------	-----------

EU ELV Directive 2000/53/EC	Compliant
-----------------------------	-----------

China RoHS 2 Directive MIIT Order No 32, 2016	No Restricted Materials Above Threshold
---	---

EU REACH Regulation (EC) No. 1907/2006	Current ECHA Candidate List: JUNE 2024 (241) Candidate List Declared Against: JUNE 2024 (241) Does not contain REACH SVHC
--	---

Halogen Content	Low Halogen - Br, Cl, F, I < 900 ppm per homogenous material. Also BFR/CFR/PVC Free
-----------------	---


Solder Process Capability	Not applicable for solder process capability
---------------------------	--

#### Product Compliance Disclaimer

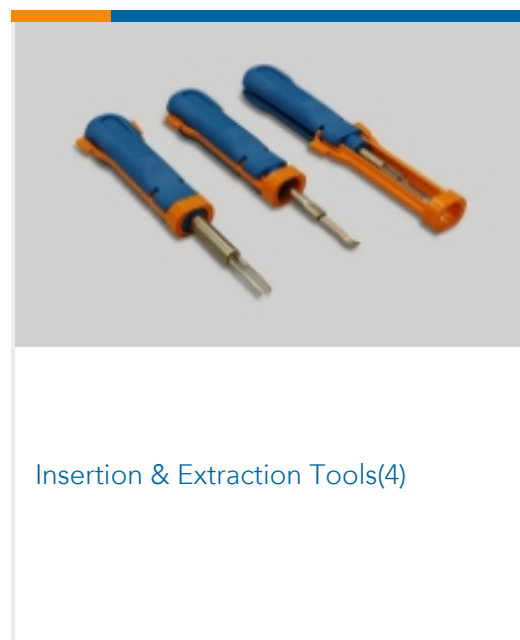

This information is provided based on reasonable inquiry of our suppliers and represents our current actual knowledge based on the information they provided. This information is subject to change. The part numbers that TE has identified as EU RoHS compliant have a maximum concentration of 0.1% by weight in homogenous materials for lead, hexavalent chromium, mercury, PBB, PBDE, DBP, BBP, DEHP, DIBP, and 0.01% for cadmium, or qualify for an exemption to these limits as defined in the Annexes of Directive 2011/65/EU (RoHS2). Finished electrical and electronic equipment products will be CE marked as required by Directive 2011/65/EU. Components may not be CE marked. Additionally, the part numbers that TE has identified as EU ELV compliant have a maximum concentration of 0.1% by weight in homogenous materials for lead, hexavalent chromium, and mercury, and 0.01% for cadmium, or qualify for an exemption to these limits

as defined in the Annexes of Directive 2000/53/EC (ELV). Regarding the REACH Regulation, the information TE provides on SVHC in articles for this part number is based on the latest European Chemicals Agency (ECHA) 'Guidance on requirements for substances in articles' posted at this URL: <https://echa.europa.eu/guidance-documents/guidance-on-reach>

## Compatible Parts



## Also in the Series | AMP Type III+



## Customers Also Bought





TE Part #1-324227-0  
PG SHUR PLUG 16-14



TE Part #1-172159-9  
MINI UNIVERSAL M-N-L CAP 4P



TE Part #8-33465-2  
TERMINAL, SOLIS R 6 1/4



TE Part #2035360-1  
1X4 GENERATION Y ASSY KEY A



TE Part #5-1609152-1  
20SRB1=F8424



TE Part #2355443-2  
RJ45 CAT5e PANEL MOUNT SOCKET  
(PBT)

## Documents

### Product Drawings

III+ PIN,24-20, 30AU/SN,SMPACK

English

### CAD Files

Customer View Model

[ENG\\_CVM\\_CVM\\_1-66103-7\\_AL.2d\\_dxf.zip](#)

English

3D PDF

3D

Customer View Model

[ENG\\_CVM\\_CVM\\_1-66103-7\\_AL.3d\\_igs.zip](#)

English

Customer View Model

[ENG\\_CVM\\_CVM\\_1-66103-7\\_AL.3d\\_stp.zip](#)

English

By downloading the CAD file I accept and agree to the [Terms and Conditions](#) of use.

### Product Specifications

Product Specification

English

### Instruction Sheets

Instruction Sheet (U.S.)

Japanese

Instruction Sheet (U.S.)

English

1-66103-7

Pin Contact, Precious Metal, Size 16 Contact Size, 24 – 20 AWG Wire Size, .2 – .6 mm<sup>2</sup>  
Wire Size, Crimp, Brass, Power & Signal, AMP Type III+

