

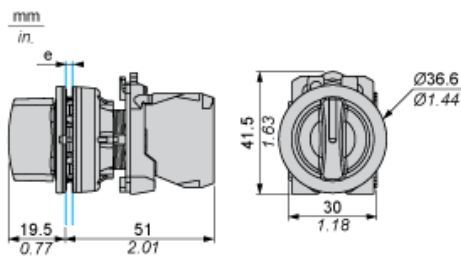
## ZB5FK1463

flush mounted blue illuminated selector switch  
head 2 pos return right to left

---



Dimensions



e: Clamping thickness: 1 to 6 mm / 0.04 to 0.24 in.

---

Panel Cut-out for Pushbuttons, Switches and Pilot Lights (Finished Holes, Ready for Installation)

---

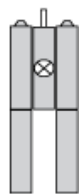
Connection by Screw Clamp Terminals or Plug-in Connectors

(1) Diameter on finished panel or support

(2) Ø30.75 mm recommended ( $\text{Ø}30.5_0^{+0.5}$ ) / Ø1.21 in. recommended ( $\text{Ø}1.20_0^{+0.0196}$ )

Connections	a in mm	a in in.	b in mm	b in in.
By screw clamp terminals or plug-in connector	40	1.57	40	1.57
By Faston connectors	45	1.77	40	1.57

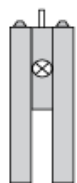
Electrical Composition Corresponding to Code M3



---

Electrical Composition Corresponding to Code M4

---



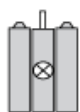
Electrical Composition Corresponding to Codes M6 and P2



---

Electrical Composition Corresponding to Codes M5, M10, MF1, MR1 and MF2

---



Legend

Single contact



Double contact



Light block



Possible location










## Sequence of Contacts Fitted to 2-position Selector Switch Body




### Position 315°



Push	Position	Top			
Bottom					
Location		Left	Right		
State		0	0		
Contacts	N/O		open	open	
N/C		closed	closed		

### Position 45°



Push	Position	Top			
Bottom					
Location		Left	Right		
State		1	1		
Contacts	N/O		closed	closed	
N/C		open	open		

Product life status

END OF COMMERCIALISATION