



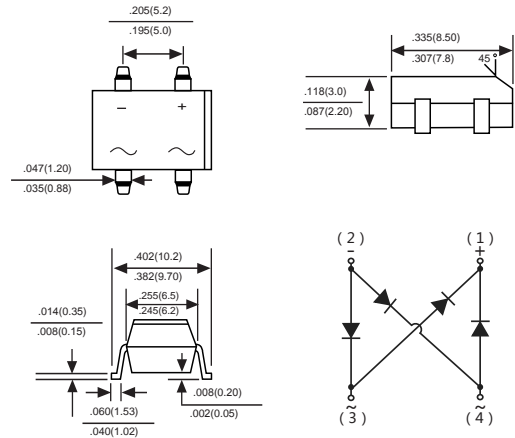
# DB101S THRU DB107S

Voltage Range - 50 to 1000 Volts Current - 1.0 Ampere

## SINGLE PHASE GLASS PASSIVATED BRIDGE RECTIFIERS

### Features

- ◆ Ideal for printed circuit board
- ◆ Reliable low cost construction utilizing molded plastic technique
- ◆ High temperature soldering guaranteed: 260°/10 seconds at 5 lbs., (2.3kg) tension
- ◆ Small size, simple installation
- ◆ High surge current capability



Dimensions in inches and (millimeters)

### Mechanical Data

**Case :** JEDEC DBS Molded plastic body  
**Terminals :** Solder plated, solderable per MIL-STD-750, Method 2026  
**Polarity :** Polarity symbol marking on case  
**Mounting Position :** Any  
**Weight :** 0.02 ounce, 0.4 grams

### Maximum Ratings And Electrical Characteristics

Ratings at 25°C ambient temperature unless otherwise specified.

Single phase half-wave 60Hz, resistive or inductive load, for capacitive load current derate by 20%.

Parameter	SYMBOLS	MDD	MDD	MDD	MDD	MDD	MDD	MDD	UNITS
		DB101S	DB102S	DB103S	DB104S	DB105S	DB106S	DB107S	
Marking Code									
Maximum repetitive peak reverse voltage	$V_{RRM}$	50	100	200	400	600	800	1000	V
Maximum RMS voltage	$V_{RMS}$	35	70	140	280	420	560	700	V
Maximum DC blocking voltage	$V_{DC}$	50	100	200	400	600	800	1000	V
Maximum average forward rectified current at $T_C=40^\circ C$	$I_{F(AV)}$	1.0							A
Peak forward surge current, 8.3ms single half sine-wave superimposed on rated load (JEDEC Method)	$I_{FSM}$	30							A
Maximum instantaneous forward voltage drop per leg at 1A	$V_F$	1.1							V
Typical thermal resistance	$R_{\theta JA}$	110							°C/W
Maximum DC reverse current at rated DC blocking voltage $T_A=25^\circ C$ $T_A=100^\circ C$	$I_R$	10 500							$\mu A$ $\mu A$
Operating temperature range	$T_J$	-55 to +150							°C
storage temperature range	$T_{STG}$	-55 to +150							°C

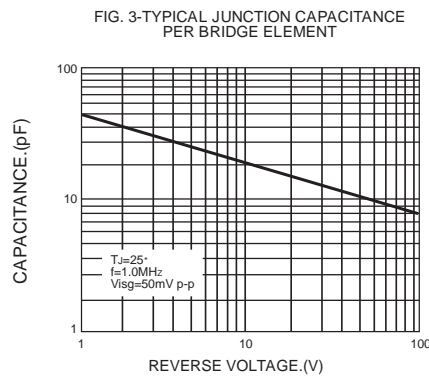
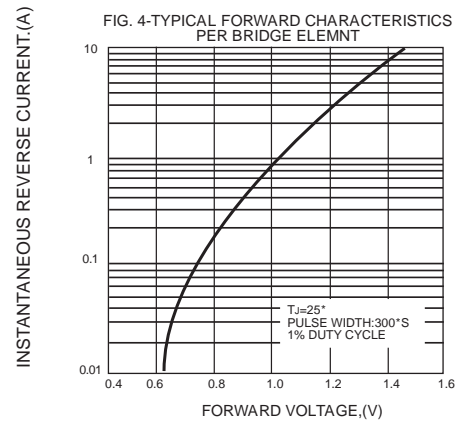
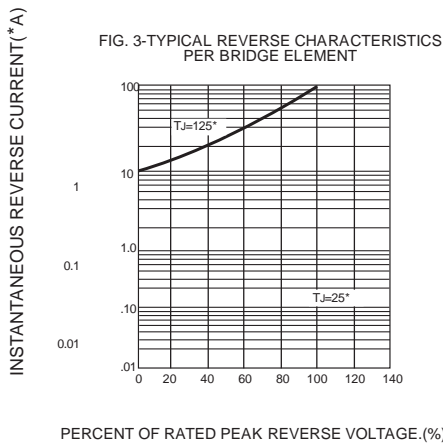
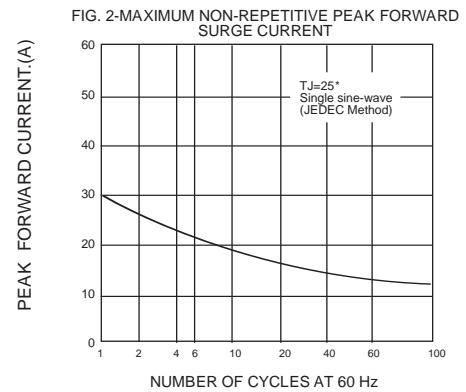
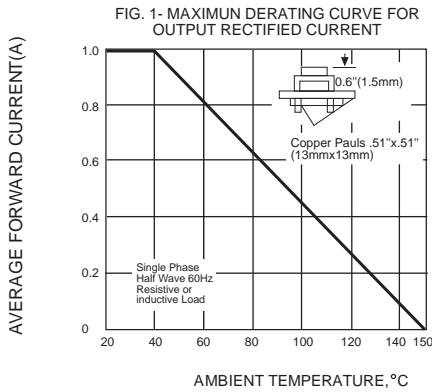
NOTES: DBS for surface mount package.



# DB101S THRU DB107S

Voltage Range - 50 to 1000 Volts Current - 1.0 Ampere

## Ratings And Characteristic Curves



The curve above is for reference only.