




Connectors > Terminal Blocks & Strips > Barrier Strips



Barrier Strip Style: **Dual Barrier**

Bottom Termination Type: **Quick Connect Tab**

Connector System: **Wire-to-Board**

Number of Positions: **4**

Centerline (Pitch): **9.53 mm [.375 in]**

Features

Product Type Features

Block Style	Insulated Turret
Connector System	Wire-to-Board
Connector & Contact Terminates To	Wire & Cable

Configuration Features

Number of Levels	1
Number of Positions	4
Number of Rows	1

Electrical Characteristics

Operating Voltage	300 V, 600 V
-------------------	--------------

Body Features

Primary Product Color	Black
Product Orientation	Vertical
Barrier Strip Style	Dual Barrier

Contact Features

--	--



Mating Tab Width	6.35 mm[.25 in]
Mating Tab Thickness	.81 mm[.032 in]
PCB Contact Termination Area Plating Material	Tin
Contact Base Material	Copper Alloy
Contact Current Rating (Max)	5 A, 20 A

Termination Features

Bottom Termination Type	Quick Connect Tab
-------------------------	-------------------

Mechanical Attachment

Screw Head Type	Combo Phil-Slot
Screw Plating Material	Zinc Chromate
Screw Material	Steel
Top Termination Type	Binding Combo Head
Mounting Options	End Mounting Ears
Thread Size	6-32
Connector Mounting Type	Panel Mount

Housing Features

Housing Material	Thermoplastic
Centerline (Pitch)	9.53 mm[.375 in]

Dimensions

Product Length	47.63 mm[1.875 in]
Wire Size	.3 – 3 mm²

Operation/Application

Circuit Application	Power
---------------------	-------

Industry Standards

UL Flammability Rating	UL 94V-0
------------------------	----------

Packaging Features

Packaging Quantity	120
Packaging Method	Package

Product Compliance

For compliance documentation, visit the product page on TE.com>

EU RoHS Directive 2011/65/EU	Compliant
------------------------------	-----------



EU ELV Directive 2000/53/EC	Compliant
China RoHS 2 Directive MIIT Order No 32, 2016	No Restricted Materials Above Threshold
EU REACH Regulation (EC) No. 1907/2006	Current ECHA Candidate List: JUNE 2024 (241) Candidate List Declared Against: JUNE 2024 (241) Does not contain REACH SVHC
Halogen Content	Low Halogen - Br, Cl, F, I < 900 ppm per homogenous material. Also BFR/CFR/PVC Free
Solder Process Capability	Wave solder capable to 265°C

Product Compliance Disclaimer


This information is provided based on reasonable inquiry of our suppliers and represents our current actual knowledge based on the information they provided. This information is subject to change. The part numbers that TE has identified as EU RoHS compliant have a maximum concentration of 0.1% by weight in homogenous materials for lead, hexavalent chromium, mercury, PBB, PBDE, DBP, BBP, DEHP, DIBP, and 0.01% for cadmium, or qualify for an exemption to these limits as defined in the Annexes of Directive 2011/65/EU (RoHS2). Finished electrical and electronic equipment products will be CE marked as required by Directive 2011/65/EU. Components may not be CE marked. Additionally, the part numbers that TE has identified as EU ELV compliant have a maximum concentration of 0.1% by weight in homogenous materials for lead, hexavalent chromium, and mercury, and 0.01% for cadmium, or qualify for an exemption to these limits as defined in the Annexes of Directive 2000/53/EC (ELV). Regarding the REACH Regulation, the information TE provides on SVHC in articles for this part number is based on the latest European Chemicals Agency (ECHA) 'Guidance on requirements for substances in articles' posted at this URL: <https://echa.europa.eu/guidance-documents/guidance-on-reach>

Compatible Parts



TE Part # 6-1437665-5
JC6-Q308-04=JC6 ASSEMBLY


Also in the Series | Buchanan JC6 Series




Barrier Strips(268)




Customers Also Bought




TE Part #DT06-08SB
PLG, 8P, BLK, N, B




TE Part #W8S
WEDGE LOCK, 8P, PLG, ORG, STD, DT




TE Part #6-1393114-9
KUHP-11A51-120=KU




TE Part #61765-2
FASTON ADAPTER .250 REC TPBR




TE Part #35115
SPLICE,N CE 22-14




TE Part #61187-1
250 FASTON FLAG REC 12-10 AWG PHBZ



TE Part #1546307-4
4P .374" DR BARRIER,W/WASHER



TE Part #NB19444001
RNF-100-3/16-CL-SP



TE Part #NB14474001
VERSAFIT-3/8-0-FSP

TE Part #69015
PNEU HT, HVY DUTY 8-1/0 W/O HD

Documents

Product Drawings
JC6-Q307-04=JC6 ASSEMBLY
English

CAD Files
Customer View Model
ENG_CVM_CVM_5-1437665-3_N.2d_dxf.zip
English
3D PDF
3D
Customer View Model
ENG_CVM_CVM_5-1437665-3_N.3d_igs.zip
English
Customer View Model
ENG_CVM_CVM_5-1437665-3_N.3d_stp.zip
English

By downloading the CAD file I accept and agree to the Terms and Conditions of use.



Datasheets & Catalog Pages

[1-1773458-2_BARRIER_STRIPS_QUICK_REFERENCE_GUIDE](#)

English