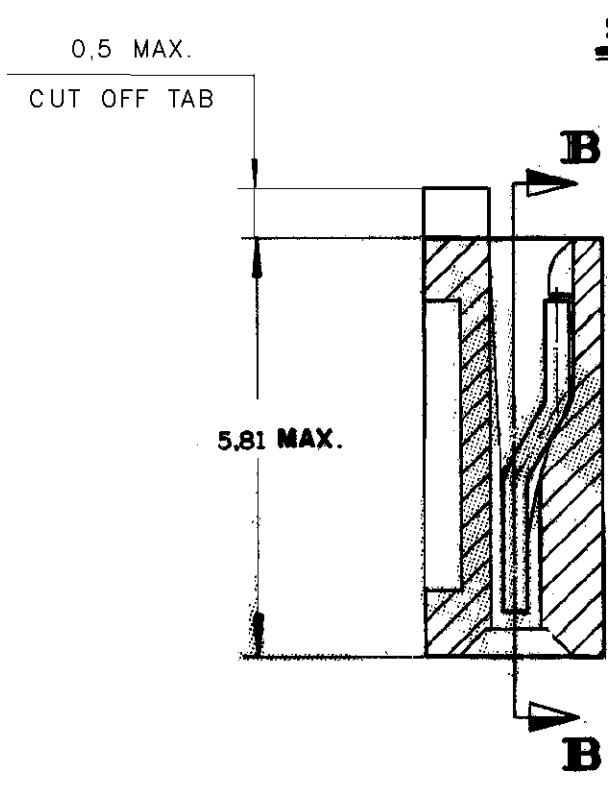
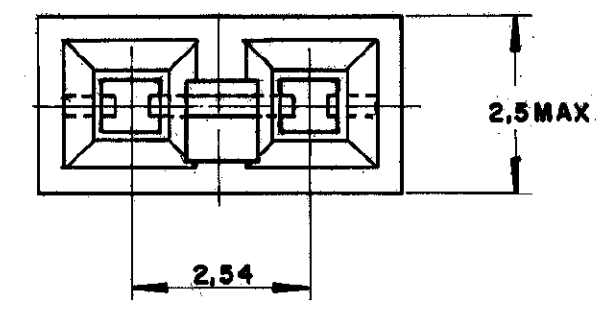
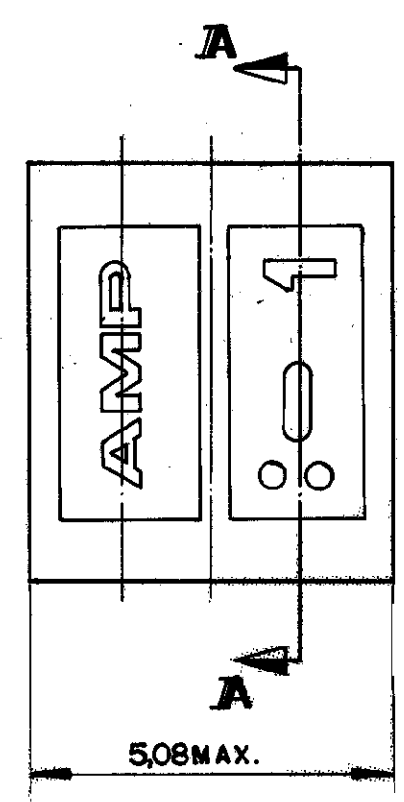


1

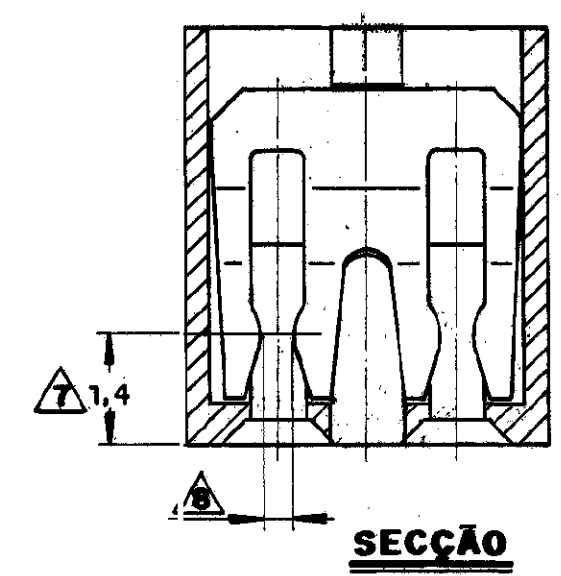
C 881545

DO NOT SCALE
DIMENSIONS IN mm.

METRIC



SECÇÃO A-A



OBSOLETE 13	6	2	8
	6	2	7
	4	2	6
	3	2	881545-5
OBSOLETE 13	6	1	8
	6	1	7
	4	1	6
	3	1	5
OBSOLETE 13	6	1	4
	6	1	3
	4	1	2
	3	1	881545-1

OTHER TREATMENT	FINISH	MATERIAL	PART NUMBER
CUSTOMER DWG for REFERENCE ONLY		THIS DRAWING IS UNPUBLISHED RELEASED FOR PUBLICATION 19	
SEE SHEET 1 OF 2		TOLERANCES UNLESS OTHERWISE STATED. DEC. ± 0.5 ANGLES $\pm 1^\circ$	INS. DIA. RANGE WIRE RANGE SCALE
		DR. <i>[Signature]</i> 11-09-88	TE Connectivity
		CHK. <i>[Signature]</i> 08-11-88	DESCRIPTION AMP SHUNT
		DE. <i>[Signature]</i>	LOW PROFILE CONNECTOR ASSY
ISS	REVISION RECORD	DR	CHK
DATE	APP. <i>[Signature]</i> 29/10/88	DWG NO	REV. SHEET
		A2	C 881545 K4 2 OF 2

Mouser Electronics

Authorized Distributor

Click to View Pricing, Inventory, Delivery & Lifecycle Information:

[TE Connectivity:](#)

[881545-4](#)