



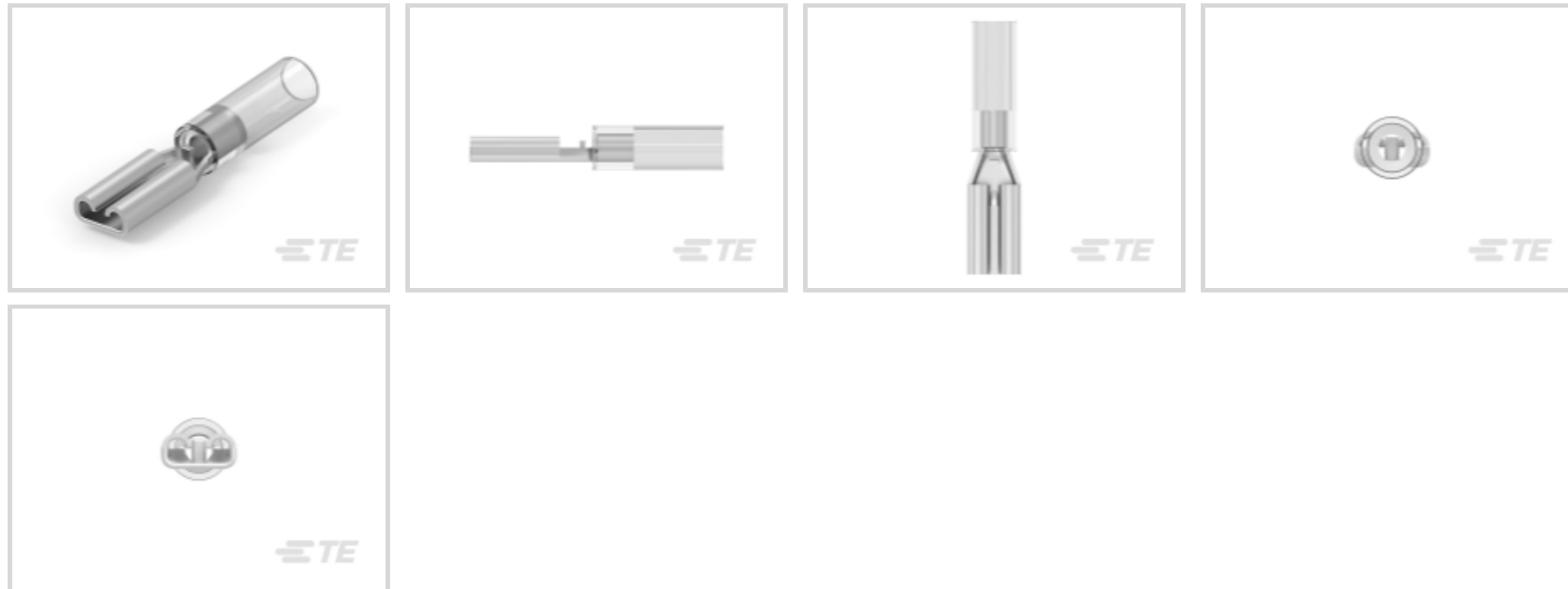
FASTON | FASTON 110

TE Internal #: 8-60894-1

Receptacle, 22 – 18 AWG Wire Size, .26 – .96 mm² Wire Size, 509 – 1900 CMA Wire Size, Mating Tab Width 2.79 mm [.11 in], FASTON 110, Quick Disconnects

[View on TE.com >](#)

Terminals & Splices > Quick Disconnects



Quick Disconnect Terminal Type: **Receptacle**

Wire Size: **509 – 1900 CMA**

Mating Tab Width: **2.79 mm [.11 in]**

Features

Product Type Features

Terminal Features	Wire Stop
Insertion Force	Normal

Electrical Characteristics

Voltage Rating	300 V
----------------	-------

Body Features

Insulation Material	Nylon
---------------------	-------

Contact Features

Quick Disconnect Terminal Type	Receptacle
Mating Tab Width	2.79 mm [.11 in]
Mating Tab Thickness	.8 mm [.032 in]
Terminal Orientation	Straight
Contact Base Material	Brass
Terminal Plating Material	Tin
Crimp Type	Compression
Barrel Type	Closed



Termination Features

Product Terminates To	Wire & Cable
-----------------------	--------------

Mechanical Attachment

Wire Insulation Support	With
Mating Retention Type	Dimple

Dimensions

Terminal Material Thickness	.3 mm[.012 in]
Product Length	18.64 mm[.734 in]
Compatible Insulation Diameter Range	2.54 mm[.1 in]
Wire Size	509 – 1900 CMA

Usage Conditions

Insulation Option	Partially Insulated
Operating Temperature Range	105 °C[221 °F]

Packaging Features

Packaging Quantity	100
Packaging Method	Loose Piece

Other

Barrel Color	Clear
--------------	-------

Product Compliance

[For compliance documentation, visit the product page on TE.com>](#)

EU RoHS Directive 2011/65/EU	Compliant
EU ELV Directive 2000/53/EC	Compliant
China RoHS 2 Directive MIIT Order No 32, 2016	No Restricted Materials Above Threshold
EU REACH Regulation (EC) No. 1907/2006	Current ECHA Candidate List: JUNE 2024 (241) Candidate List Declared Against: JUNE 2024 (241) Does not contain REACH SVHC
Halogen Content	Low Halogen - Br, Cl, F, I < 900 ppm per homogenous material. Also BFR/CFR/PVC Free
Solder Process Capability	Not applicable for solder process capability

Product Compliance Disclaimer

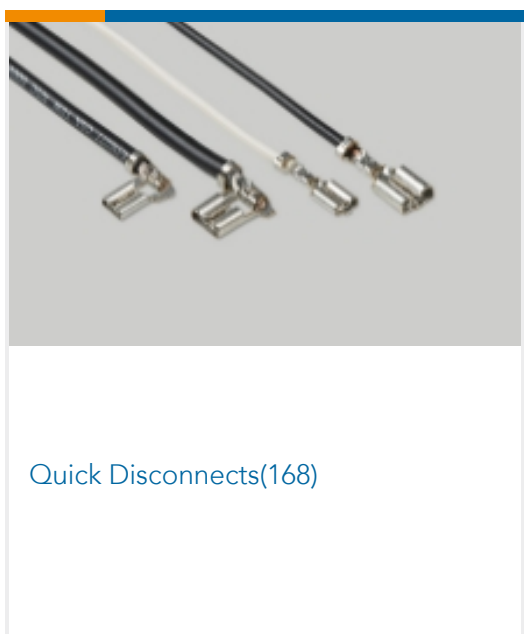

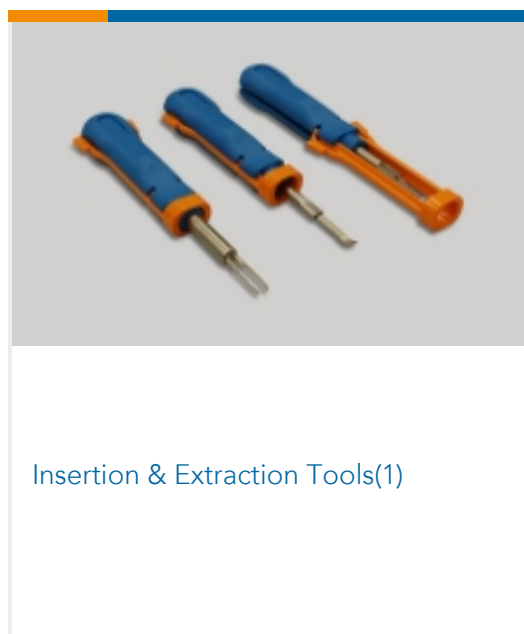
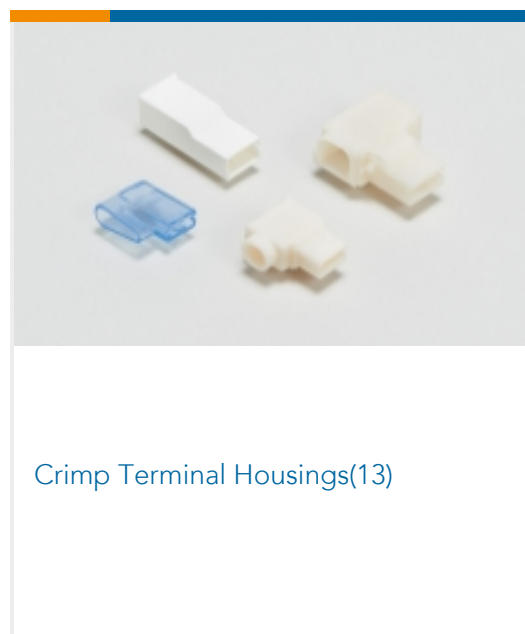


This information is provided based on reasonable inquiry of our suppliers and represents our current actual knowledge based on the information they provided. This information is subject to change. The part numbers that TE has identified as EU RoHS compliant have a maximum concentration of 0.1% by weight in homogenous materials for lead, hexavalent chromium, mercury, PBB, PBDE, DBP, BBP, DEHP, DIBP, and 0.01% for cadmium, or qualify for an exemption to these limits as defined in the Annexes of Directive 2011/65/EU (RoHS2). Finished electrical and electronic equipment products will be CE marked as required by Directive 2011/65/EU. Components may not be CE marked. Additionally, the part numbers that TE has identified as EU ELV compliant have a maximum concentration of 0.1% by weight in homogenous materials for lead, hexavalent chromium, and mercury, and 0.01% for cadmium, or qualify for an exemption to these limits as defined in the Annexes of Directive 2000/53/EC (ELV). Regarding the REACH Regulation, the information TE provides on SVHC in articles for this part number is based on the latest European Chemicals Agency (ECHA) 'Guidance on requirements for substances in articles' posted at this URL: <https://echa.europa.eu/guidance-documents/guidance-on-reach>

Compatible Parts



Also in the Series | FASTON 110




Customers Also Bought





TE Part #A71141-000
T1K-508127-5-9



TE Part #5-146253-1
02 MODII HDR DRST B/A .100CL LF



TE Part #EK7341-000
382S028-25C-0



TE Part #YDTS32W17RV0010000
DUST COVER ASSEM

Documents

Product Drawings

[RECEPT,PIDG FASTON 22-18 110](#)

English

CAD Files

3D PDF

English

Customer View Model

[ENG_CVM_8-60894-1_F.2d_dxf.zip](#)

English

Customer View Model

[ENG_CVM_8-60894-1_F.3d_igs.zip](#)

English

Customer View Model

[ENG_CVM_8-60894-1_F.3d_stp.zip](#)

English

3D PDF

3D

Customer View Model

[ENG_CVM_CVM_8-60894-1_N.2d_dxf.zip](#)

English

Customer View Model

[ENG_CVM_CVM_8-60894-1_N.3d_igs.zip](#)

English

Customer View Model

[ENG_CVM_CVM_8-60894-1_N.3d_stp.zip](#)

English

By downloading the CAD file I accept and agree to the [Terms and Conditions](#) of use.

Product Specifications

[Application Specification](#)

English

Instruction Sheets

[Instruction Sheet \(U.S.\)](#)

English



APPLICATION AND MAINTENANCE FOR CRIMPING HEAD ASSEMBLY 90386-1

English

[Agency Approvals](#)

[CSA Certificate](#)

English