


698-960, 1710-2170 & 2300-2700 MHz LTE/Cell Band Antenna
 (includes frequencies of LTE, UMTS, US Dual, EU Triband, and WCDMA products)

Part Number: 2118310-1

Product Facts

- This MetaSpan antenna product uses metamaterial technology to cover virtually all cell bands in one compact antenna assembly.
- RoHS compliant.



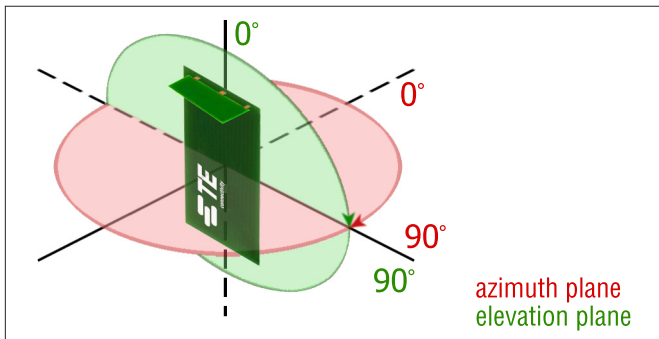
Recommendations

- Minimum or no matching circuits required.
- Bandwidth and performance are dependent on ground plane size. Suggested minimum ground plane length from the antenna feed is 120 mm.
- PCB ground is to be on top layer.

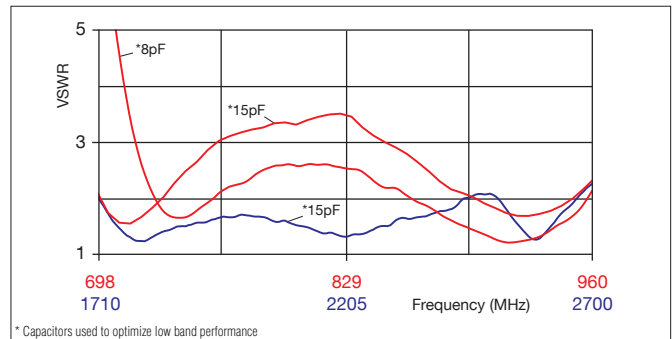
Specifications

Frequency Range (MHz)	698–960; 1710-2170; 2300–2700
Peak Gain	+3.5 dBi
VSWR	< 3.0:1 tunable
Polarization	Linear
Azimuth Beamwidth	Omni-directional
Power Handling	3 Watt cw
Feed Point Impedance	50 Ohms unbalanced
Size	74.0 mm x 10.56 mm x 1.57 mm
Weight	2.55 g.
Mounting	Tab mounted with plated through holes. See page 2.
Keep Out Area	See diagram on page 2.

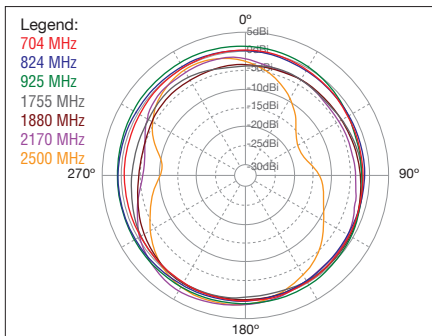
Test Orientation in Free Space



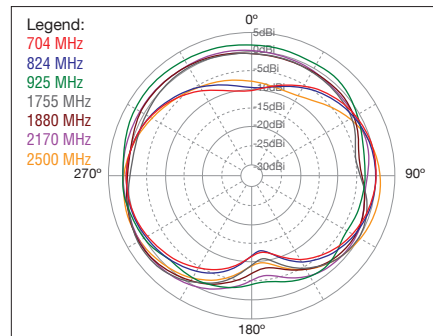
VSWR



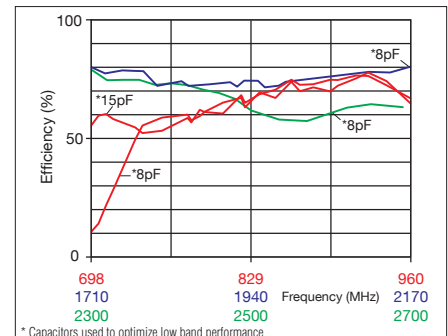
Azimuth



Elevation



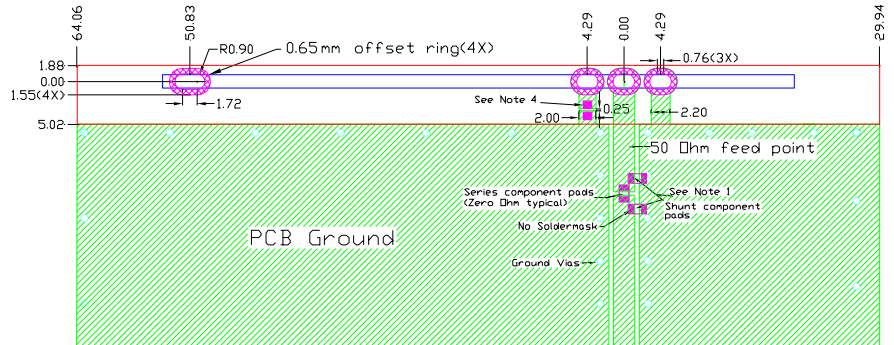
Efficiency



698-960, 1710-2170 & 2300-2700 MHz LTE/Cell Band Antenna
(includes frequencies of LTE, UMTS, US Dual, EU Triband, and WCDMA products)

Part Number: 2118310-1

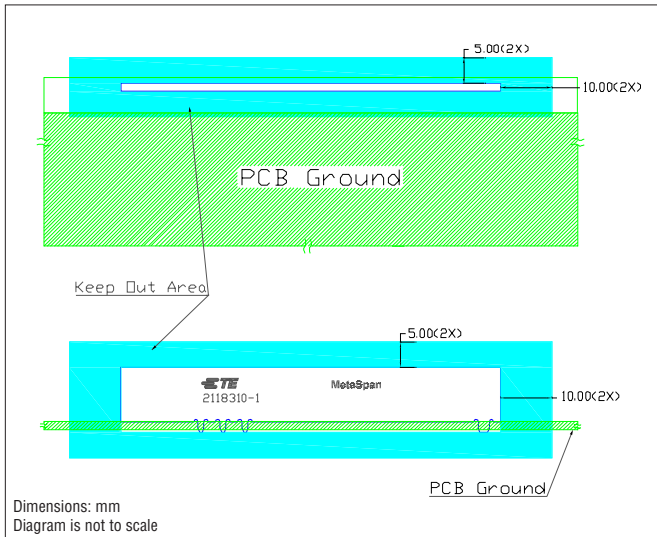
Mounting Guide



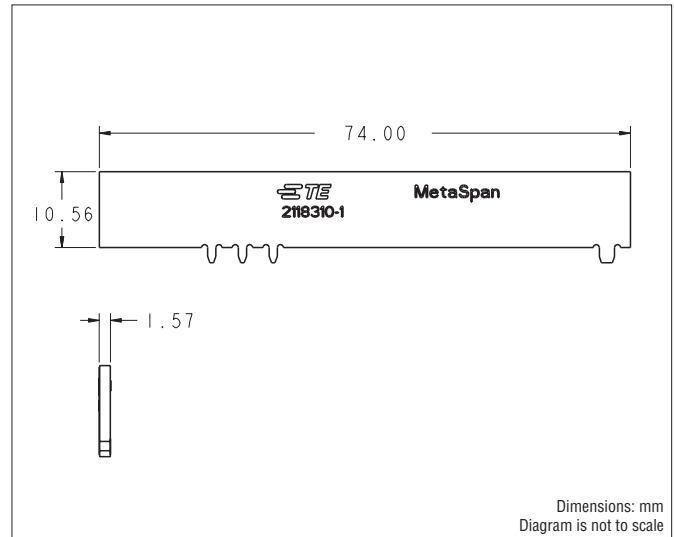
Dimensions: mm
Diagram is not to scale

- NOTES:**
1. Suggested matching component pads.
 2. Antenna must be mounted on the edge of PCB.
 3. No copper allowed in designated area on all PCB layers –
 4. Capacitor used to optimize low band performance
 5. For more information please call TE.

Keep Out Area



Approx. Dimensions



© 2014 TE Connectivity family of companies. All Rights Reserved.

1-1773726-4-CSD-PDF-04-14

MetaSpan, TE (logo), and TE Connectivity are trademarks.

Other logos, products and company names mentioned herein may be trademarks of their respective owners.

While TE has made every reasonable effort to ensure the accuracy of the information in this catalog, TE does not guarantee that it is error-free, nor does TE make any other representation, warranty or guarantee that the information is accurate, correct, reliable or current. TE reserves the right to make any adjustments to the information contained herein at any time without notice. TE expressly disclaims all implied warranties regarding the information contained herein, including, but not limited to, any implied warranties of merchantability or fitness for a particular purpose. The dimensions in this catalog are for reference purposes only and are subject to change without notice. Specifications are subject to change without notice.

Consult TE for the latest dimensions and design specifications.

9565 Soquel Drive
Aptos, CA 95003
(+ 831) 662-1174
www.antenna.te.com