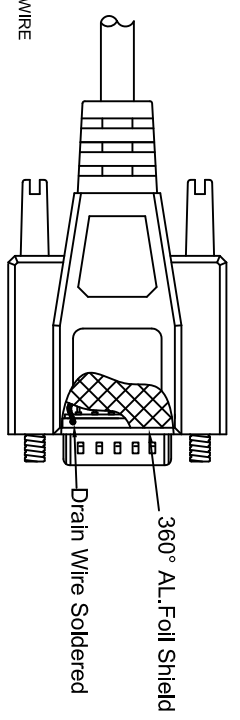
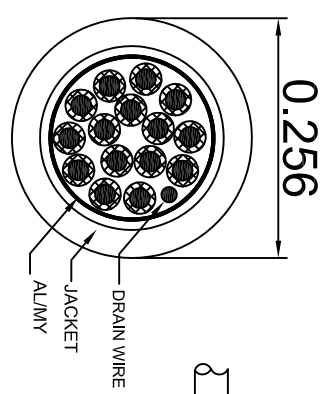
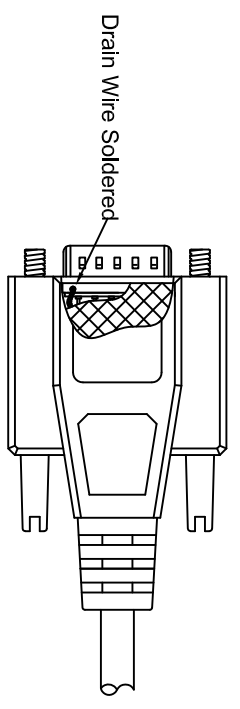
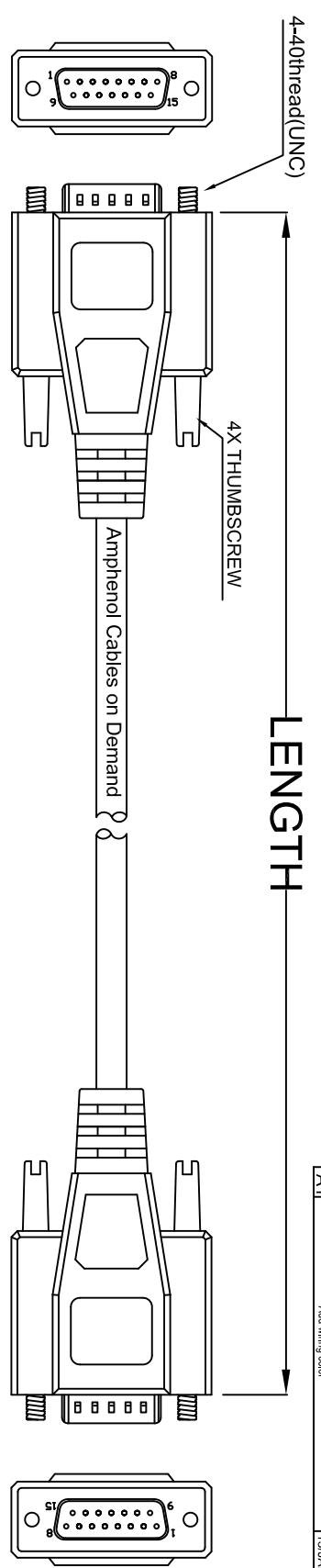


THE INFORMATION CONTAINED IN THIS DRAWING IS THE SOLE PROPERTY OF AMPHENOL CABLES ON DEMAND. ANY REPRODUCTION OR DISCLOSURE TO THIRD PARTIES IN PART OR WHOLE WITHOUT THE EXPRESS WRITTEN PERMISSION OF AMPHENOL CABLES ON DEMAND IS PROHIBITED.

REV.	DESCRIPTION	DATE	APPROVED
A	NEW RELEASE	07/Feb/2007	
A1	Add wiring color	13/JAN/2012	



PIN OUT:		
Male	Male	Color
PIN1	PIN1	Black
PIN2	PIN2	Brown
PIN3	PIN3	Red
PIN4	PIN4	Orange
PIN5	PIN5	Yellow
PIN6	PIN6	Green
PIN7	PIN7	Blue
PIN8	PIN8	Purple
PIN9	PIN9	Gray
PIN10	PIN10	White
PIN11	PIN11	Pink
PIN12	PIN12	Light Green
PIN13	PIN13	Black/White
PIN14	PIN14	Brown/White
PIN15	PIN15	Red/White
SHIELD	SHIELD	Drain Wire

**LENGTH & P/N Table**

LENGTH	P/N	Cable Color
2.5FT ±1 inch	CS-DSSMDB15MM-002.5	GREY
5FT ±2 inch	CS-DSSMDB15MM-005	GREY
10FT ±3 inch	CS-DSSMDB15MM-010	GREY
25FT ±4 inch	CS-DSSMDB15MM-025	GREY
50FT ±8 inch	CS-DSSMDB15MM-050	GREY



UNLESS OTHERWISE SPECIFIED DIMENSIONS ARE IN INCHES TOLERANCES ARE:

DECIMALS	±.X	ANGLES	±X°
.XX	±.XX		
.XXX	±.XXX		

THIRD ANGLE PROJECTION

EAR NO.	DATE	SIZE	DWG. NO.	REV.
		A	CS-DSSMDB15MM-XXX	A1

**Amphenol Cables on Demand**  
20 VALLEY ST. ENDICOTT, NY 13760

**Economy 15PIN D-Sub MM Common Serial Connection**

APPROVALS: DRAWN LF DATE 13/JAN/2012  
CHECKED BA DATE 13/JAN/2012  
MFG ENG  
RESP ENG

CAD FILE: THIRD ANGLE PROJECTION

NOTES: UNLESS OTHERWISE SPECIFIED

4 3 2 1