



M12 Connector

TE Internal #: T4110001041-000

Cable-to-Cable, 4 Position, Sealable, Wire & Cable, Signal, Cable Mount (Free-Hanging), Reverse Gender, M12 Connector, Standard Circular Connectors

[View on TE.com >](#)

Connectors > Circular Connectors > Standard Circular Connectors > M12 Field Installable Unshielded



Connector System: **Cable-to-Cable**

Connector Mounting Type: **Cable Mount (Free-Hanging)**

Number of Positions: **4**

Sealable: **Yes**

Connector & Contact Terminates To: **Wire & Cable**

[All M12 Field Installable Unshielded \(102\)](#)

Features

Product Type Features

Product Type	Connector Assembly
Accessory Color	Black
Assembly Requirement	Factory Assembled
Assembly Type	Electrical Connector
Circular Connector Shell Type	All Plastic
Connector Product Type	Connector Assembly
Connector System	Cable-to-Cable
Sealable	Yes
Connector & Contact Terminates To	Wire & Cable
Circular Connector Type	Receptacle
Shell Type	Plastic

Configuration Features

Factory Installed Backshell	No
-----------------------------	----



Keying	A
Number of Positions	4
Number of Power Positions	0
Number of Signal Positions	4
Contacts Preloaded	Yes

Electrical Characteristics

Operating Voltage	250 VAC
-------------------	---------

Body Features

Peripheral Seal Material	Silicone
Environmental Protection	IP67
O-Ring Material	Silicone
Environmental Protection Type	Elastomer Sealed
Shell Plating Material	Unplated
Shell Base Material	Plastic
Circular Connector Insulation Material Type	Polyamide 66 GF25
Hermetically Sealed	Yes

Contact Features

Contact Current Rating (Max)	4 A
Reverse Gender	Yes
Circular Connector Contact Type	Socket

Mechanical Attachment

Mating Retention Type	Threaded Coupling
Mating Alignment	With
Connector Mounting Type	Cable Mount (Free-Hanging)
Polarization Code	A
Mating Alignment Type	Keyed

Housing Features

Circular Connector Shell Size	20
-------------------------------	----

Dimensions

Wire Size	.75 – .25 mm ²
-----------	---------------------------

Usage Conditions

IP Dust Sealing Level	6
-----------------------	---



IP Water Sealing Level	IP67
------------------------	------

Operating Temperature Range	-40 – 85 °C[-40 – 185 °F]
-----------------------------	---------------------------

Operation/Application

Durability Rating	100 Cycles
-------------------	------------

Circuit Application	Signal
---------------------	--------

Shielded	No
----------	----

Industry Standards

UL Flammability Rating	UL 94HB
------------------------	---------

Packaging Features

Packaging Quantity	1
--------------------	---

Other

Field Serviceable	Yes
-------------------	-----

Product Compliance

[For compliance documentation, visit the product page on TE.com>](#)

EU RoHS Directive 2011/65/EU	Compliant with Exemptions
------------------------------	---------------------------

EU ELV Directive 2000/53/EC	Compliant with Exemptions
-----------------------------	---------------------------

China RoHS 2 Directive MIIT Order No 32, 2016	Restricted Materials Above Threshold
---	--------------------------------------

EU REACH Regulation (EC) No. 1907/2006	<p>Current ECHA Candidate List: JUNE 2024 (241)</p> <p>Candidate List Declared Against: JUNE 2024 (241)</p> <p>SVHC > Threshold:</p> <p>Pb (4% in Component Part)</p> <p>Article Safe Usage Statements: Do not eat, drink or smoke when using this product. Wash thoroughly after handling. Recycle if possible and dispose of the article by following all applicable governmental regulations relevant to your geographic location.</p>
--	---

Halogen Content	Not Low Halogen - contains Br or Cl > 900 ppm.
-----------------	--

Solder Process Capability	Not applicable for solder process capability
---------------------------	--

Product Compliance Disclaimer

This information is provided based on reasonable inquiry of our suppliers and represents our current actual knowledge based on the information they provided. This information is subject to change. The part numbers that TE has identified as EU RoHS compliant have a maximum concentration of 0.1% by weight in homogenous materials for lead, hexavalent chromium, mercury, PBB, PBDE, DBP, BBP, DEHP, DIBP, and 0.01% for cadmium, or qualify for an exemption to these limits as defined in the Annexes of Directive 2011/65/EU (RoHS2). Finished electrical and electronic equipment products will be CE marked as required by Directive 2011/65/EU. Components may not be CE marked. Additionally, the part numbers that TE has identified as EU ELV compliant have a maximum concentration of 0.1% by weight in homogenous materials for lead, hexavalent chromium, and mercury, and 0.01% for cadmium, or qualify for an exemption to these limits as defined in the Annexes of Directive 2000/53/EC (ELV). Regarding the REACH Regulation, the information TE provides

on SVHC in articles for this part number is based on the latest European Chemicals Agency (ECHA) 'Guidance on requirements for substances in articles' posted at this URL: <https://echa.europa.eu/guidance-documents/guidance-on-reach>

Compatible Parts

TE Part # CAT-C73765-M1H
M12 Panel Mount PCB

TE Part # CAT-C73765-M1G
M12 Panel Mount Solder Cups

TE Part # CAT-C73765-M1F
M12 Panel Mount Wire

TE Part # T4111001041-000
RPC-M12-MS-4CON-PG7-MU

TE Part # 2823064-1
M12-DUST CAP-FEMALE CONN-IP67-W/O SLEEVE

TE Part # 1838274-2
M12 Fld Ser CONN. Female Skt Sldr

TE Part # 1838276-2
M12 Plas Fld Ser CONN. Female Skt Sldr

TE Part # 2273051-1
M12 Male pnl Mld Rear Mt PG9 pigt A Sldr

TE Part # 3-2172070-2
M12.MALE.PNLREAR.AC0DE.4P.PCBSTAND.STRT

TE Part # T4130012041-001
M12,REAR MOUNT,MALE,A,4P,SOLDER WIRE

TE Part # T4140012041-003
M12,REAR MOUNT,MALE,A,4P,SOLDER PCB

TE Part # T4140012041-100
M12,REAR MOUNT,M,A,4P,NO O-RING,NO NUT

TE Part # T4140016041-000
M12,REAR MOUNT,MALE,A,4P,M16,POTTING




TE Part # T4171010004-801
M12,REAR MOUNT,MALE,A,4P,0.2M WIRE

TE Part # T4171010004-802
M12,REAR MOUNT,MALE,A,4P,0.5M WIRE

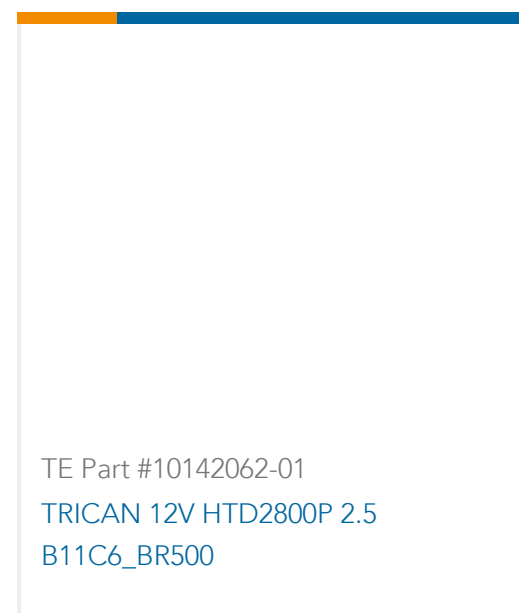

TE Part # T4171210004-701
M12,FRONT MOUNT,MALE,A,4P,S POTTING,0.2M



Also in the Series | M12 Connector



Customers Also Bought





Documents

Product Drawings

[M12,FEMALE,STRAIGHT,A CODE,4P,PG7,GOLD](#)

English

CAD Files

Customer View Model

[ENG_CVM_CVM_T4110001041-000_B.3d_igs.zip](#)

English

Customer View Model

[ENG_CVM_CVM_T4110001041-000_B.3d_stp.zip](#)

English

Customer View Model

[ENG_CVM_CVM_T4110001041-000_B.2d_dxf.zip](#)

English

[3D PDF](#)

3D

By downloading the CAD file I accept and agree to the [Terms and Conditions](#) of use.

Datasheets & Catalog Pages

[M8 / M12 Connector System Catalog](#)

English

Product Specifications

[Application Specification](#)

English

Agency Approvals

[UL](#)

English