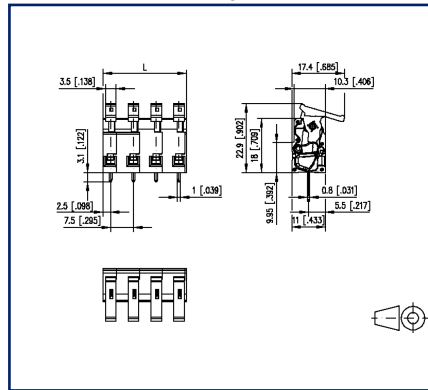


Data sheet
ST057xxHBNC AST057

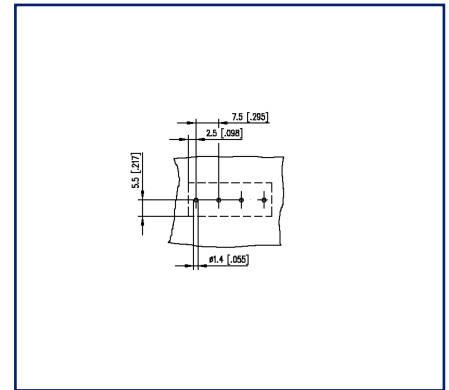
Illustrations



Dimensional drawing



Drill pattern



See enlarged drawings at the end of document

Product specification

- spring clamp terminal block, solderable
- centerline 7.50 mm, direction of connection 90°
- fittable without loss of poles
- color black
- eccentric lever

Technical Data



General Data

Solder pin length	3.1 mm		
min. number of poles	2		
max. number of poles	16		
Insulating material class	CTI 600		
clearance/creepage dist.	6.5 mm		
Protection category	IP20		
Min. insul. strip length	6 mm		
Rated current	20 A		
Overvoltage category	III	III	II
Pollution degree	2	2	2
Rated voltage	320 V	800 V	800 V
Rated test voltage	4 kV	4 kV	4 kV

Terminal data

rat.wiring solid AWGmax	0.08 mm ² - 2.5 mm ² / AWG 28 - AWG 12		
rat.wiring strand.AWGmax	0.08 mm ² - 2.5 mm ² / AWG 28 - AWG 12		

Approvals

 V / A / AWG	300 / 17 / 28 - 12		
approval UL - File No.	E121004		
 2.5 mm ²	320 V / 6 kV / 19 A		

Material

insulating material	PA66
flammability class	V0
spring material	Spring steel
contact material	CuSn
Contact surface	Sn
Glow-Wire Flammability GWFI	960 °C acc. to IEC 60695-2-12
Glow-Wire Flammability GWIT	775 °C acc. to IEC 60695-2-13

Climatic Data

upper limit temperature	105 °C
lower limit temperature	-40 °C

U | Contact

Data sheet
ST057xxHBNC AST057

Page 3/5

P/N
AST057xx02
xx=number of poles
2024/05/23
Version: I

Technical Data

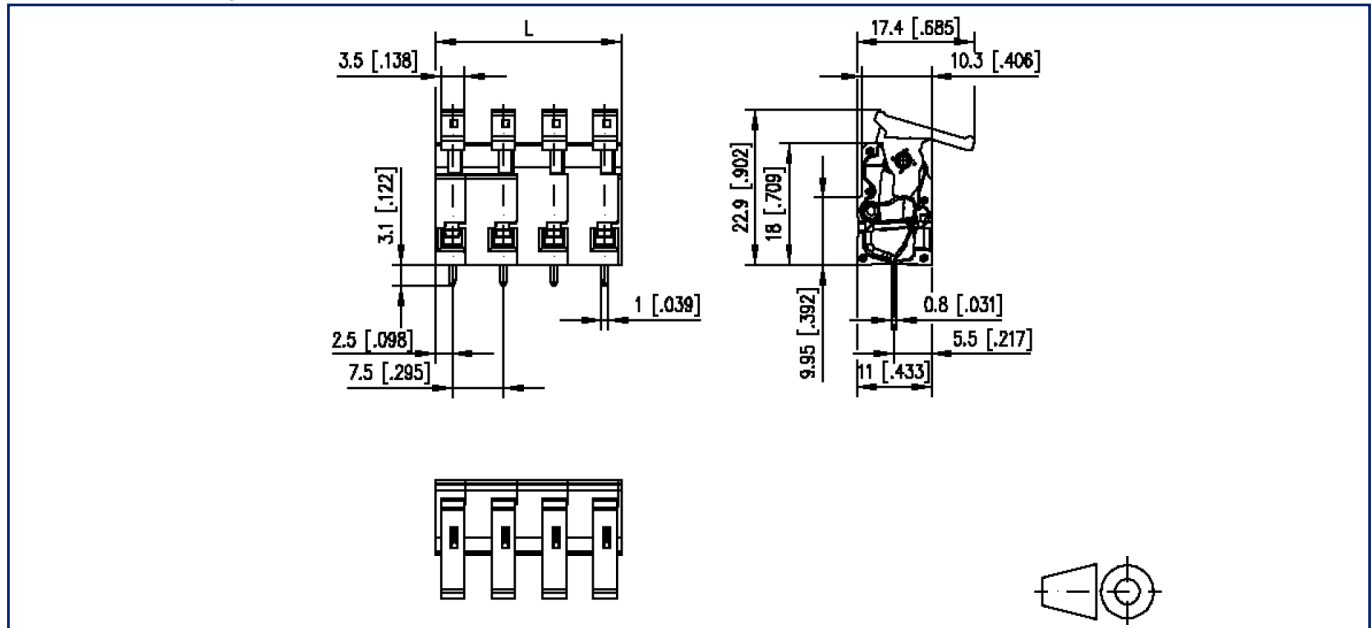
general

Tolerance	ISO 2768 -mH
Solderability	Acc. to JEDEC JESD22-B102E 245°C/5s



Illustrations

Dimensional drawing



$L = (\text{pole size} - 1) \times \text{centerline} + 5 \text{ mm } [0.197]$

© 2024 METZ CONNECT - Technische Änderungen vorbehalten! Subject to modifications! Sous réserve de modifications techniques!

Illustrations

Drill pattern

