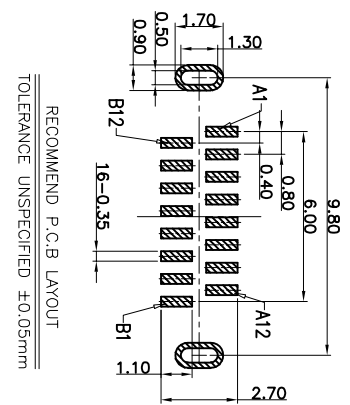
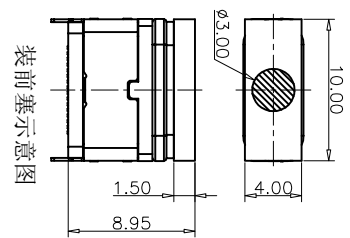
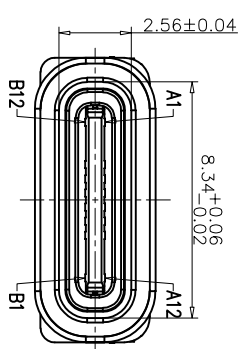




REV.	ECN NO.	DESCRIPTION	DATE	DESIGN



RECOMMEND P.C.B. LAYOUT
TOLERANCE UNSPECIFIED ±0.05mm

- NOTES:
- SPECIFICATION:
 - 1. CURRENT RATING: 3.0 A
 - 2. VOLTAGE RATING: 3.0 V
 - 3. VBUS & GND PINS AND OTHER PINS: 40mΩ/PIN MAX SHIELD: 50mΩ/MAX
 - 4. LCR MAX. CHANGE OF ALL PINS: 10Qm
 - 4. INSULATION RESISTANCE: 100MΩ MIN
 - 5. DIELECTRIC WITHSTAND VOLTAGE: AC 100V FOR 1MINUTE
 - 6. INSERTION FORCE: 0.5-2.0kgf
 - 7. UNMATING FORCE: 0.8-2.0kgf
 - 8. DURABILITY: 10000 CYCLES
 - 9. OPERATING TEMPERATURE: -35°C~+85°C
 - 10. THE PEAK TEMPERATURE ON THE BOARD SHALL BE MAINTAINED FOR 10 SECONDS AT 210-230°C
 - 11. WATERPROOF: IP-X7.

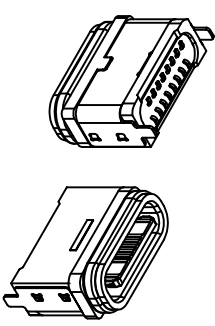
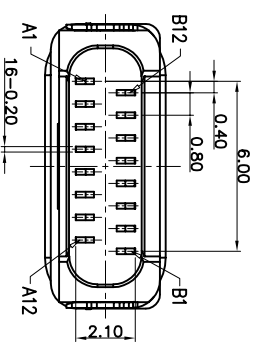
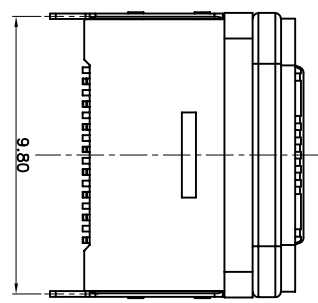
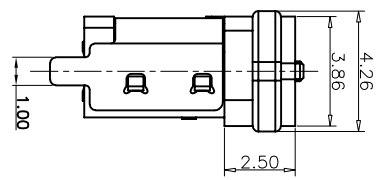
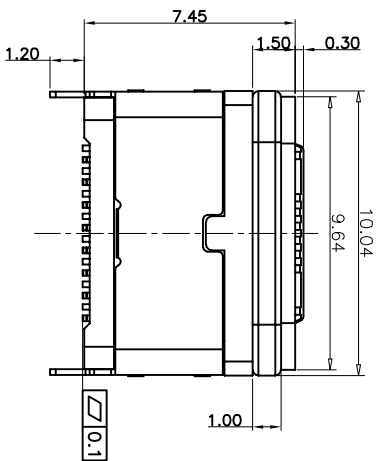


TABLE:

NO	PART	QTY	Material
1	SHELL	1	ZINC ALLOC,Ni30u"Min PLATED
2	CONTACT	16	C7025,TIN80u"/Au3u"/Ni30u"PLATED
3	MID PLATE	1	SUS301,NO PLATING
4	HOUSING	1	LCP(E130J) UL94 V-0 BLACK
5	WATERPROOF RING	1	SILICONE(S)/60-65A) UL94 V-0 BLACK

USB TYPE C PIN ASSIGNMENTS

PIN NUMBER	SIGNAL NAME	PIN NUMBER	SIGNAL NAME
A1	GND	B12	GND
A4	VBUS	B9	VBUS
A5	CC1	B8	SB12
A6	DP1	B7	DN2
A7	DM1	B6	DP2
A8	SB11	B5	CC2
A9	VBUS	B4	VBUS
A12	GND	B1	GND

TOLERANCE	NAME (INTENDED USE)	TITLE:	DRAWG NO.
X.X ±0.30 X.X' ±10'	PART NO.	FY23-010TC161F4745-01	FY23-010TC161F4745-01
XX ±0.20 X' ± 8'	CUSTOMER DRAWING	TYPE C 16P防水母座立轴7.45	SCALE SHEET REV.
.XXX ±0.10 .XX' ± 5'	DESIGN: ZXMM		1:1 1/2 A
UNITS: mm	CHEG:		
MATERILA: -----	APPD:		
FINISH: -----			

FUYOU 广东富盈兴业精密科技有限公司
Guangdong FUYOU Precision Electronic Technology Co.,LTD.