




Connectors > Contacts > Connector Contacts



Contact Type: **Pin**

Contact Mating Area Plating Material: **Silver**

Wire Contact Termination Area Plating Material: **Silver**

Operating Voltage: **250 VDC**

Features

Electrical Characteristics

Operating Voltage	250 VDC
-------------------	---------

Contact Features

Mating Pin Diameter	9.06 mm [.357 in]
Contact Underplating Material Thickness	1 µm [40 µin]
Wire Contact Termination Area Plating Thickness	5.08 µm [200 µin]
Contact Mating Area Plating Material Thickness	5.08 µm [200 µin]
Contact Orientation	Straight
Contact Underplating Material	Nickel
Contact Type	Pin
Contact Mating Area Plating Material	Silver
Wire Contact Termination Area Plating Material	Silver
Contact Base Material	Tellurium Copper
Contact Current Rating (Max)	200 A

Termination Features

Termination Method to Wire & Cable	Crimp
Product Terminates To	Wire & Cable



Usage Conditions

Operating Temperature Range	-40 – 105 °C[-40 – 221 °F]
-----------------------------	----------------------------

Operation/Application

Circuit Application	Power
---------------------	-------

Packaging Features

Packaging Method	Bag
------------------	-----

Product Compliance

[For compliance documentation, visit the product page on TE.com>](#)

EU RoHS Directive 2011/65/EU	Compliant
EU ELV Directive 2000/53/EC	Compliant
China RoHS 2 Directive MIIT Order No 32, 2016	No Restricted Materials Above Threshold
EU REACH Regulation (EC) No. 1907/2006	Current ECHA Candidate List: JUNE 2024 (241) Candidate List Declared Against: JUNE 2024 (241) Does not contain REACH SVHC
Halogen Content	Low Halogen - Br, Cl, F, I < 900 ppm per homogenous material. Also BFR/CFR/PVC Free
Solder Process Capability	Not applicable for solder process capability

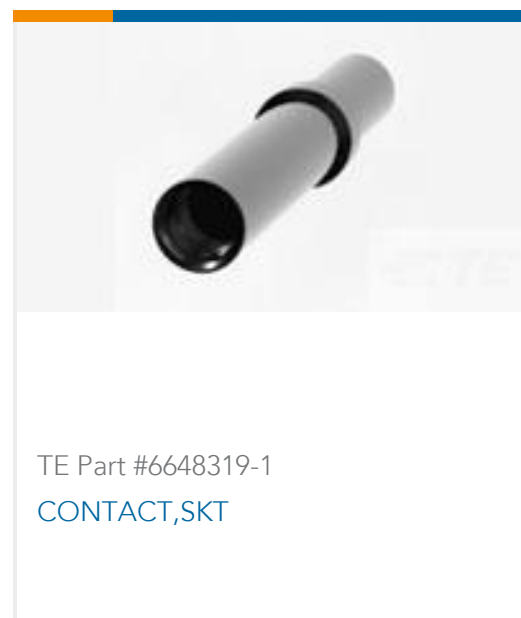
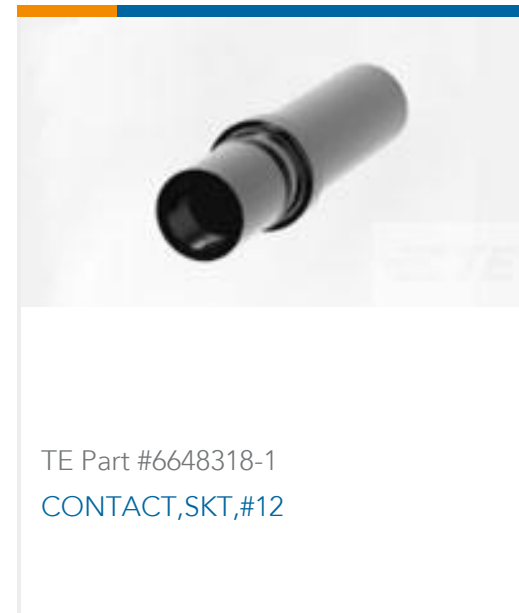
Product Compliance Disclaimer

This information is provided based on reasonable inquiry of our suppliers and represents our current actual knowledge based on the information they provided. This information is subject to change. The part numbers that TE has identified as EU RoHS compliant have a maximum concentration of 0.1% by weight in homogenous materials for lead, hexavalent chromium, mercury, PBB, PBDE, DBP, BBP, DEHP, DIBP, and 0.01% for cadmium, or qualify for an exemption to these limits as defined in the Annexes of Directive 2011/65/EU (RoHS2). Finished electrical and electronic equipment products will be CE marked as required by Directive 2011/65/EU. Components may not be CE marked. Additionally, the part numbers that TE has identified as EU ELV compliant have a maximum concentration of 0.1% by weight in homogenous materials for lead, hexavalent chromium, and mercury, and 0.01% for cadmium, or qualify for an exemption to these limits as defined in the Annexes of Directive 2000/53/EC (ELV). Regarding the REACH Regulation, the information TE provides on SVHC in articles for this part number is based on the latest European Chemicals Agency (ECHA) 'Guidance on requirements for substances in articles' posted at this URL: <https://echa.europa.eu/guidance-documents/guidance-on-reach>

Compatible Parts



Customers Also Bought



Documents

Product Drawings

CONTACT,PIN,#0

English

CAD Files

3D PDF

3D

Customer View Model

ENG_CVM_CVM_1766819-1_A.2d_dxf.zip



English

Customer View Model

[ENG_CVM_CVM_1766819-1_A.3d_igs.zip](#)

English

Customer View Model

[ENG_CVM_CVM_1766819-1_A.3d_stp.zip](#)

English

By downloading the CAD file I accept and agree to the [Terms and Conditions](#) of use.

Datasheets & Catalog Pages

[POWER_CONNECTORS_CATALOG_SEC02_CABLE_MOUNTED](#)

English

[AMP & ELCON Power Connector Layout Forms Datasheet 6-1773444-7](#)

English

Product Specifications

[Application Specification](#)

English