

POWER PS SONIC

Powerful stuff comin' at ya!



POWER PS SONIC®

Super Sport Series

2011-2012 Battery Applications and Specifications



POWER PS SONIC

POWERPS SONIC® Super Sport Series

SEALED MAINTENANCE FREE BATTERY FEATURES


SEALED POST PREVENTS ACID LEAKAGE, REDUCES CORROSION, AND EXTENDS BATTERY LIFE

SAFETY VALVE FLAME/ARRESTOR RELIEVES EXCESS PRESSURE

THRU-PARTITION CONSTRUCTION PROVIDES SHORTER CURRENT PATH WITH LESS RESISTANCE FOR MORE CRANKING POWER

SPECIAL ACTIVE MATERIAL IN THE PLATES IS COMPOUNDED TO WITHSTAND VIBRATION, PROLONGING BATTERY LIFE AND DEPENDABILITY

HEAT SEALED COVER TO CASE PROTECTS AGAINST LEAKAGE AND CORROSION. BONDED UNIT PROVIDING EXTRA STRENGTH



ABSORPTIVE GLASS FIBER MAT (AGM) SEPARATOR INCREASES BATTERY CELL LIFE AND REDUCES VIBRATION ON BATTERY PLATES

POLYPROPYLENE COVER AND CONTAINER ASSURE RESERVE ELECTROLYTE CAPACITY FOR COOLER OPERATING TEMPERATURE AND GIVES GREATER RESISTANCE TO GAS, OIL, AND IMPACT IN EXTREME WEATHER CONDITIONS

SPECIAL SEPARATOR MAKES THE BATTERY SPILL-PROOF. VALVE REGULATED DESIGN ELIMINATES WATER LOSS AND THE NEED TO REFILL WITH ACID

HIGH PERFORMANCE BATTERY FEATURES

SAFETY VALVE RELIEVES EXCESS PRESSURE


FILLING CAP

THRU-PARTITION CONSTRUCTION PROVIDES SHORTER CURRENT PATH WITH LESS RESISTANCE FOR MORE CRANKING POWER

SEALED POST PREVENTS ACID LEAKAGE, REDUCES CORROSION, AND EXTENDS BATTERY LIFE

SPECIAL GRID DESIGN WITHSTANDS SEVERE VIBRATION AND ASSURES MAXIMUM CONDUCTIVITY

HEAT SEALED COVER TO CASE PROTECTS AGAINST LEAKAGE AND CORROSION. THE BONDED UNIT PROVIDES EXTRA STRENGTH



SPECIAL ACTIVE MATERIAL IN THE PLATES IS COMPOUNDED TO WITHSTAND VIBRATION, PROLONGING BATTERY LIFE AND DEPENDABILITY

POLYPROPYLENE COVER AND CONTAINER ASSURE RESERVE ELECTROLYTE CAPACITY FOR COOLER OPERATING TEMPERATURE AND GIVES GREATER RESISTANCE TO GAS, OIL, AND IMPACT IN EXTREME WEATHER CONDITIONS



TABLE OF CONTENTS

COMPETITIVE CROSS REFERENCE CHART4-5

BATTERY CROSS REFERENCE CHART5

TERMINAL CONFIGURATIONS6

BATTERY SPECIFICATIONS7-9

MOTORCYCLE BATTERY APPLICATIONS9-15

ALL TERRAIN VEHICLE BATTERY APPLICATIONS16-18

EUROPEAN AND OTHER MOTORCYCLE BATTERY APPLICATIONS19-21

SCOOTER BATTERY APPLICATIONS21-22

SNOWMOBILE BATTERY APPLICATIONS23-24

UTILITY VEHICLE BATTERY APPLICATIONS24

PERSONAL WATERCRAFT BATTERY APPLICATIONS25

RIDING MOWER BATTERY APPLICATIONS26

BATTERY HARDWARE27-31

BATTERY SITTER & BATTERY RACK32

IMPORT AUTOMOTIVE BATTERY SPECIFICATIONS33

POWERSPORT BATTERY BUYING GUIDE33

POWER-SONIC CORPORATE OFFICES - SAN DIEGO, CALIFORNIA



DISCLAIMER STATEMENT:

These instructions are based on sound engineering principles, research, extensive field experience, and technical judgements of industry members, and are subject to change in light of developments in technology, field experience, and incoming fit data. Power-Sonic Corporation disclaims any representation or warranty, expressed or implied, concerning this catalog's data or recommendations, and in no event shall be liable for any loss or damage claimed to have arisen as a result of the use of data or from following the recommendation set forth in this catalog.

Please Note: Photos in this catalogue and on the cover depict highly skilled professional riders on closed courses. Do not try to attempt these maneuvers.

COMPETITIVE CROSS REFERENCE CHART

FACTORY SEALED/ SEALED MAINTENANCE FREE

Power-Sonic	Deka	Exide	JSB (GSBat.)	GS Battery	Interstate	Motocross	Napa	Sears	Wal-Mart	Yacht	Yuasa
PTR4A-BS	—	—	GTR4A-5	—	CYT4A-BS	M62R4A	—	—	—	—	YTR4A-BS
PTX4B-BS	—	—	GT4B-5	—	CYT4B-BS	M62T4B	—	—	—	—	YT4B-BS
PTX4L-BS	—	4LBS	GT4L-BS	GTX4L-BS	CYTX4L-BS	M62X4B	740-1865	44015	ES4L-BS	CT4L-BS	YTX4L-BS
PTX5L-BS	—	5LBS	GTX5L-BS	GTX5L-BS	CYTX5L-BS	M32X5B	740-1830	44026	ES5L-BS	CT5L-BS	YTX5L-BS
PTZ5S	—	—	GTZ5S	—	—	—	—	—	—	CTZ5S	—
PT6.5L-BS	—	—	—	—	—	—	—	—	—	—	—
PT7B-4	—	—	GT7B-4	—	CYT7B-BS	M62T7B	—	—	—	CT7B-4	YT7B-BS
PTX7A-BS	—	—	GTX7A-BS	GTX7A-BS	CYTX7A-BS	M32X7A	—	—	—	CTX7A-BS	YTX7A-BS
PTX7L-BS	—	—	GTX7L-BS	GTX7L-BS	CYTX7L-BS	M327BS	—	—	—	CTX7L-BS	YTX7L-BS
PTZ7S	—	—	GTZ7S	—	FAYTZ7S	M727ZS	—	—	—	CTZ7S	YTZ7S
PT9A-BS	—	—	—	—	—	—	—	—	—	—	—
PT9B-4	—	—	GT9B-4	—	CYT9B-BS	M729B4	—	—	—	CT9B-4	YT9B-4
PTR9-BS	—	—	—	—	—	—	—	—	—	—	YTR9-BS
PTX9-BS	ETX9	9BS	GTX9-BS	GTX9-BS	CYTX9-BS	M329BS/M429BS	740-1825	44025	ES9BS	CTX9-BS	YTX9-BS
PTZ10S	—	—	GTZ10S-BS	—	FAYTZ10S	M7210A	—	—	—	CTZ10S	YTZ10S
PT12B-4	—	—	GT12B-4	GT12B-4	CYT12B-BS	M6212B	—	—	—	CT12B-4	YT12B-BS
PTX12A-BS	—	—	—	—	—	—	—	—	—	—	—
PTX12-BS	ETX12	12BS	GTX12-BS	GTX12-BS	CYTX12-BS	M3RH2S/M4RH2S	740-1866	44016	ES12BS	CTX12-BS	YTX12-BS
PTZ12S	—	—	GTZ12S	—	FAYTZ12S	M7212A	—	—	—	CTZ12S	YTZ12S
PT14B-4	—	—	GT14B4	—	CYT14B-BS	M724B4	—	—	—	CT14B-4	YT14B-4
PTX14-BS	ETX14	14BS	—	GTX14-BS	CYTX14-BS	M3RH4S/M4RH4S	740-1886	44017	ES14BS	CTX14-BS	YTX14-BS
PTX14L-BS	—	—	—	—	CYTX14L-BS	—	—	—	—	CTX14L-BS	YTX14L-BS
PTX14AH-BS	ETX15	—	—	GTX14AH-BS	CYTX14AH-BS	M62H4A/M72H4A	—	44004	ES14AH-BS	CTX14AH-BS	YTX14AH-BS
PTX14AHL-BS	ETX15L	—	—	GTX14AHL-BS	CYT14AHL-BS	M62H4L/M72H4L	—	44005	—	CTX14AHL-BS	YTX14AHL-BS
PTZ14S	—	—	GTZ14S	—	FAYTZ14BS	M72Z14	—	—	—	CTZ14S	YTZ14S
PTX15L-BS	—	—	—	—	CYTX15L-BS	M6215L	—	—	—	CTX15L-BS	YTX15L-BS
PTX16-BS	—	—	—	—	CYTX16-BS	M32X6S	—	—	—	CTX16-BS	YTX16-BS
PTX16-BS-1	—	—	—	—	CYTX16-BS-1	M32X61	—	—	—	CTX16-BS-1	YTX16-BS-1
PTX18L-BS	ETX18L	—	—	GTX18L-BS	—	—	740-1889	44006	—	CTX18L-BS	—
PTX19-BS	ETX16	—	—	—	—	—	740-1887	44020	—	CTX19-BS	YT20-BS
PTX19L-BS	ETX16L	—	—	GT16L-BS	—	—	740-1888	44031	ES16L-BS	CTX19L-BS	YTX20HL-PW
PTX19CL-BS	ETX16L	—	—	GT16L-BS	—	—	—	44031	ES16L-BS	CTX19L-BS	YTX20HL-PW
PTX20-BS	—	—	—	GTX20-BS	CYTX20-BS	M32RBS/M42RBS	740-1824	—	—	CTX20-BS	YTX20-BS
PTX20CH-BS	—	—	—	—	CYTX20CH-BS	M6220C	—	—	—	—	YTX20CH-BS
PTX20L-BS	ETX20L	20L-BS	—	GTX20L-BS	CYTX20L-BS	M320BS/M4220BS	740-1890	44027	ES20LBS	CTX20L-BS	YTX20L-BS
PTX20HL-BS	ETX20L	—	—	—	—	M620BH/M720BH	—	—	—	CTX20HL-BS	YTX20HL-BS
PIX30L-BS	ETX30L	—	—	GIX30L	YIX30L	M7230L	—	44076	—	CTX30L	YIX30L
PIX30HL-BS	ETX30L	—	—	—	—	—	—	—	—	—	—
PIX30CL-BS	—	—	—	—	—	—	—	—	—	—	—
PIX50-BS	—	—	—	—	—	—	—	—	—	—	—
PIX50L-BS	ETX18L	—	—	GTX18L-BS	CYTX24HL-BS	M6250H/M7250H	740-1889	44006	—	CTX18-BS	YTX24HL-BS
51913-FS	—	—	—	—	—	—	—	—	—	—	—
P11U1LD-FS	—	—	—	—	—	—	—	—	—	—	—

HIGH PERFORMANCE

Power-Sonic	Deka	Exide	JSB (GSBat.)	GS Battery	Interstate	Motocross	Napa	Sears	Wal-Mart	Yacht	Yuasa
CB2.5L-C	—	—	GM2.5A-3C-3	CB2.5L-C	YB2.5L-C	M225LC/M325LC	—	—	—	CB2.5L-C	YB2.5L-C
CB2.5L-C-1	—	—	GM2.5A-3C-1	CB2.5L-C-1	YB2.5L-C-1	M22LC1/M32LC1	—	—	—	CB2.5L-C-1	YB2.5L-C-1
CB3L-A	—	—	GM3-3A	CB3L-A	YB3L-A	M223LA/M323LA	—	—	—	CB3L-A	YB3L-A
CB3L-B	—	—	GM3-3B	CB3L-B	YB3L-B	M223LB	—	—	—	CB3L-B	YB3L-B
CB4L-A	—	—	GM4A-3B	CB4L-A	YB4L-A	M224LA	—	—	—	CB4L-A	YB4L-A
CB4L-B	—	4LB	GM4-3B	CB4L-B	YB4L-B	M224LB/M324LB	740-1861	—	—	CB4L-B	YB4L-B
CB5L-B	—	—	GM5Z-3B	CB5L-B	YB5L-B	M225LB/M325LB	740-1868	—	—	CB5L-B	YB5L-B
CB7-A	—	—	GM7Z-4A	CB7-A	YB7-A	M227AY	—	—	—	CB7-A	YB7-A
CB7C-A	—	—	GM7CZ-3D	CB7C-A	YB7C-A	M227CY	—	—	—	CB7C-A	YB7C-A
CB7L-B	—	—	GM7-3B-1	CB7L-B	YB7L-B	M227Y	—	—	—	CB7L-B	YB7L-B
CB9A-A	—	9AA	GM9AZ-4A	CB9A-A	YB9A-A	M229AY/M329AY	740-1872	—	—	CB9A-A	YB9A-A
CB9L-A2	—	—	—	CB9L-A2	YB9L-A2	M229Y	—	—	—	CB9L-A2	YB9L-A2
CB9-B	—	—	GM9Z-4B	CB9-B	YB9-B	M229BY/M329BY	740-1858	44356	—	CB9-B	YB9-B
CB9L-B	—	9LB	GM9Z-3B	CB9L-B	YB9L-B	M229LY/M329LY	740-1837	—	—	CB9L-B	YB9L-B
CB10A-A2	—	—	—	CB10A-A2	YB10A-A2	M221AY/M321AY	740-1842	—	—	CB10A-A2	YB10A-A2
CB10L-A2	—	10LA2	GM10Z-3A	CB10L-A2	YB10L-A2	M2210Y/M3210Y	740-1857	—	ES10LA2	CB10L-A2	YB10L-A2
CB10L-B	—	—	GM10-3B	CB10L-B	YB10L-B	M221LB/M321LB	740-1831	—	—	CB10L-B	YB10L-B
CB10L-B2	—	—	—	CB10L-B2	YB10L-B2	M221L2	—	—	—	CB10L-B2	YB10L-B2
CB12A-A	—	12AA	GM12AZ-4A-1	CB12A-A	YB12A-A	M2212Y/M3212Y	740-1854	44358	ES12AA	CB12A-A	YB12A-A
CB12AL-A	—	12ALA	GM12AZ-3A-1	CB12AL-A	YB12AL-A	M2221Y/M3221Y	740-1873	—	—	CB12AL-A	YB12AL-A
CB12AL-A2	—	—	—	CB12AL-A2	YB12AL-A2	M22212	—	—	—	CB12AL-A2	YB12AL-A2
CB12A-B	—	—	—	—	YB12A-B	M222AB	—	—	—	CB12A-B	YB12A-B
CB12B-B2	—	—	GM12B-4B	CB12B-B2	YB12B-B2	M221B2	—	—	—	CB12B-B2	YB12B-B2
CB12C-A	—	—	GM12CZ-4A-2	CB12C-A	YB12C-A	M222CA	740-1823	—	—	CB12C-A	YB12C-A
CB14A-2	—	—	GM14Z-4A	CB14A-2	YB14A-2	M2214H/M3214H	740-1864	—	—	CB14A-2	YB14A-2
CB14A-A	—	14AA1	GM14AZ-4A	CB14A-A	YB14A-A1	M224A1/M324A1	740-1826	—	—	CB14A-A1	YB14A-A1
CB14A-A2	—	14AA2	GM14AZ-4A-1	CB14A-A2	YB14A-A2	M2214A/M3214A	740-1860	44361	ES14AA2	CB14A-A2	YB14A-A2
CB14L-A1	—	—	GM14Z-3A-1	CB14L-A1	YB14L-A1	M22141	—	—	—	CB14L-A1	YB14L-A1
CB14L-A2	—	14LA2	GM14Z-3A	CB14L-A2	YB14L-A2	M2214Y/M3214Y	740-1851	44364	ES14LA2	CB14L-A2	YB14L-A2
CB14L-B2	—	—	GM14Z-3B	CB14L-B2	YB14L-B2	M2214B	740-1828	—	—	CB14L-B2	YB14L-B2
CB14-B2	—	—	—	CB14-B2	YB14B-2	M224B2	—	—	—	CB14-B2	YB14B-2
SCB14L-A2	—	—	—	SCB14L-A2	SYB14L-A2	M2214S	—	—	—	SCB14L-A2	SYB14L-A2
SCB14L-B2	—	—	—	SCB14L-B2	SYB14L-B2	M22B4S	—	—	—	SCB14L-B2	SYB14L-B2
CB16AL-A2	—	16ALA2	GM16A-3A	CB16AL-A2	YB16AL-A2	M22162/M32162	740-1877	—	—	CB16AL-A2	YB16AL-A2
HCB16A-AB	—	16AA	GM16-T	HCB16A-A	YB16A-AB	M22H6B/M32H6B	740-1867	—	—	HCB16A-A/HCB16A-AB	YB16A-AB
CB16-B	—	16B	GM16Z-4BH	CB16-B	YB16-B	M2216Y/M3216Y	740-1852	44366	ES16B	CB16-B	YB16-B
CB16L-B	—	16LB	GM16Z-3B	CB16L-B	YB16L-B	M2216K/M3216K	740-1827	—	—	CB16L-B	YB16L-B
CB16-B-LM	—	—	—	—	YB16-B-CX	M2216C/M3216C	—	—	—	CB16-B-LM	YB16-B-CX
CB16HL-A-LM	—	—	—	—	YB16HL-A-CX	M2H16C/M3H16C	—	—	—	CB16HL-A-LM	YB16HL-A-CX
CB16B-A	—	—	GM16B-4A	—	YB16B-A	M2216B	—	—	—	CB16B-A	YB16B-A
CB16B-A1	—	—	—	—	YB16B-A1	M22161	—	—	—	CB16B-A1	YB16B-A1
CB16CL-B	—	16CLB	GM16AZ-3B	CB16CL-B	YB16CL-B	M2S6CL/M3S6CL	740-1862	44001	ES16CLB	CB16CL-B	YB16CL-B

COMPETITIVE CROSS REFERENCE CHART

HIGH PERFORMANCE (CONTINUED)

Power-Sonic	Deka	Exide	JSB (GSBat.)	GS Battery	Interstate	Motocross	Napa	Sears	Wal-Mart	Yacht	Yuasa
CB18-A	—	—	GM18A-4A	CB18-A	YB18-A	M2281Y/M3281Y	740-1874	—	—	CB18-A	YB18-A
CB18L-A	—	18LA	GM18A-3A	CB18L-A	YB18L-A	M2218L/M3218L	740-1871	—	—	CB18L-A	YB18L-A
C50-N18A-A	—	—	—	—	Y50-N18A-A	M228AY	—	—	—	C50-N18A-A	Y50-N18A-A
C50-N18L-A3	—	18LA2	GM18Z-3A(S)	C50-N18L-A3	Y50-N18L-A/	M2218Y/M3218Y	740-1855	44359	ES50N18LA2	C50-N18L-A/C50-N18L-A3	Y50-N18L-A/
C50-N18L-A-LM	—	—	—	—	Y50-N18L-A3	M228A3/M328A3	—	—	—	—	Y50-N18L-A3
SC50-N18L-AT	—	—	—	—	Y50-N18L-A-CX	M2218C/M3218C	—	—	—	C50-N18L-A-LM	Y50-N18L-A-CX
C60-N24-A	—	—	—	—	SY50-N18L-AT	M22S8T	740-1878	—	—	SC50-N18L-AT	SY50-N18L-AT
C60-N24L-A	—	—	—	—	Y60-N24-A	M2224A	—	—	—	C60-N24-A	Y60-N24-A
C60-N24L-A	—	—	—	C60-N24AL-A	Y60-N24AL-B	M2224B	740-1880	—	—	C60-N24L-A	Y60-N24AL-B
C60-N24AL-B	—	—	—	—	YB30L-B	M22H30	—	—	—	C60-N24AL-B	YB30L-B
CB30L-B	—	—	—	CB30L-B	YB30CL-B	M2230C	—	—	—	CB30L-B	YB30CL-B
CB30CL-B	—	—	—	CB30CL-B	YB30CL-B	M2219B	—	—	—	CB30CL-B	YB30CL-B
51814	—	—	—	—	51814	M2219A	—	—	—	51814	51814
51913	—	—	—	—	51913	M2219A	—	—	—	51913	51913
53030	—	—	—	—	53030	M2230B	—	—	—	53030	53030

CONVENTIONAL

Power-Sonic	Deka	Exide	JSB (GSBat.)	GS Battery	Interstate	Motocross	Napa	Sears	Wal-Mart	Yacht	Yuasa
12N5-3B	—	—	12N5-3B	12N5-3B	12N5-3B	M2253B/M3253B	740-1883	—	—	12N5-3B	12N5-3B
12N5-4B	—	54B	—	12N5-4B	12N5-4B	M2250B/M3250B	740-1876	—	—	12N5-4B	12N5-4B
12N5.5-3B	—	—	12N5.5-3B	12N5.5-3B	12N5.5-3B	M2255B/M3255B	—	—	—	12N5.5-3B	12N5.5-3B
12N5.5-4A	—	—	—	12N5.5-4A	12N5.5-4A	M2254A/M3254A	—	—	—	12N5.5-4A	12N5.5-4A
12N5.5A-3B	—	55A3B	12N5.5A-3B	12N5.5A-3B	12N5.5A-3B	M22A5B/M32A5B	740-1875	—	—	12N5.5A-3B	12N5.5A-3B
12N7-3B	—	73B	12N7-3B	12N7-3B	12N7-3B	M2273B/M3273B	740-1881	—	—	12N7-3B	12N7-3B
12N7-4A	—	74A	12N7-4A	12N7-4A	12N7-4A	M2274A/M3274A	740-1870	—	—	12N7-4A	12N7-4A
12N7-4B	—	—	12N7-4B	12N7-4B	12N7-4B	M2270B/M3270B	740-1882	—	—	12N7-4B	12N7-4B
12N7D-3B	—	—	12N7D-3B	12N7D-3B	12N7D-3B	M227DB	—	—	—	12N7D-3B	12N7D-3B
12N9-3A-1	—	—	—	12N9-3A-1	12N9-3A-1	M22931	—	—	—	12N9-3A-1	12N9-3A-1
12N9-3B	—	—	12N9-3B	12N9-3B	12N9-3B	M2293B/M3293B	—	—	—	12N9-3B	12N9-3B
12N9-4B-1	—	94B1	12N9-4B-1	12N9-4B-1	12N9-4B-1	M2290B/M3290B	740-1869	—	ES12N94B1	12N9-4B-1	12N9-4B-1
12N10-3A	—	—	12N10-3A	—	12N10-3A	M2210A	—	—	—	12N10-3A	12N10-3A
12N10-3A-1	—	—	—	12N10-3A-1	12N10-3A-1	M22101	—	—	—	12N10-3A-1	12N10-3A-1
12N11-3A-1	—	—	12N11-3A-1	12N11-3A-1	12N11-3A-1	M2211B/M3211B	—	—	—	12N11-3A-1	12N11-3A-1
12N12A-4A-1	—	12A4A1	12N12A-4A-1	12N12A-4A-1	12N12A-4A-1	M2221B/M3221B	740-1853	—	—	12N12A-4A-1	12N12A-4A-1
12N14-3A	—	143A	12N14-3A	12N14-3A	12N14-3A	M2241B/M3241B	740-1856	—	—	12N14-3A	12N14-3A
12N24-3	—	—	12N24-3	—	12N24-3	M2224D	—	—	—	12N24-3	12N24-3
CHD4-12	—	H12	GM32-4A	CHD4-12	YHD-12	M22H12/M32H12	740-1859	44357	—	CHD4-12	YHD-12

BATTERY CROSS REFERENCE CHART

HIGH PERFORMANCE FACTORY ACTIVATED MAINTENANCE FREE	FACTORY ACTIVATED MAINTENANCE FREE	SEALED MAINTENANCE FREE UPGRADE	SEALED MAINTENANCE FREE	LOW MAINTENANCE	HIGH PERFORMANCE	CONVENTIONAL
—	PTX4LBS-FS	—	PTX4L-B	—	CB4L-A	—
—	PTX4LBS-FS	—	PTX4L-B	—	CB4L-B	—
—	—	—	—	—	CB5L-B	12N5-3B
—	PTX5LBS-FS	—	PTX5L-B	—	—	—
—	—	—	—	—	CB7L-B	12N7-3B
—	PTX7ABS-FS	—	PTX7A-B	—	CB7-A	12N7-4A
—	PTX7LBS-FS	—	PTX7L-B	—	—	—
—	—	—	—	—	CB9-B	12N9-4B-1
—	—	—	—	—	CB9L-B	12N9-3B
—	—	—	—	—	CB9L-A2	12N9-3A-1
—	PTX9BS-FS	—	PTX9-B	—	—	—
—	—	—	—	—	CB12A-A	12N12A-4A-1
—	PTX12ABS-FS	—	PTX12A-B	—	—	—
—	PTX12BS-FS	—	PTX12-B	—	—	—
—	PTX14AHS-FS	—	PTX14AH-B	—	CB14A-2	—
—	PTX14AHS-FS	—	PTX14AH-B	—	CB14-B2	—
—	PTX14AHS-FS	—	PTX14AH-B	—	CB14A-A	—
—	PTX14AHS-FS	—	PTX14AH-B	—	CB14A-A2	—
—	PTX14AHLBS-FS	—	PTX14AHL-B	—	CB14L-A2	12N14-3A
—	PTX14AHLBS-FS	—	PTX14AHL-B	—	CB14L-B2	—
—	PTX14AHLBS-FS†	—	PTX14AHL-B	—	SCB14L-A2	—
—	PTX14AHLBS-FS†	—	PTX14AHL-B	—	SCB14L-B2	—
—	PTX14BS-FS	—	PTX14-B	—	—	—
—	PTX14LBS-FS	—	PTX14L-B	—	—	—
—	PTX15LBS-FS	—	PTX15L-B	—	—	—
—	—	PTX20CH-B	PTX16-B	—	—	—
—	PTX19BS-FS	—	PTX19-B	CB16-B-LM	CB16-B	—
—	PTX19LBS-FS	—	PTX19L-B	CB16HL-A-LM	—	—
—	PTX19CLBS-FS	—	PTX19CL-B	—	CB16CL-B	—
—	PTX19LBS-FS	—	PTX19L-B	—	CB16L-B	—
—	PTX20BS-PS*	—	PTX20-B	—	CB18-A	—
PTX20HLBS-FS*	PTX20LBS-FS*	—	PTX20L-B	—	CB18L-A	—
—	—	—	PIX50-B	—	C50-N18A-A	—
—	PIX50LBS-FS#	PIX50L-B	PTX18L-B	C50-N18L-A-LM#	C50-N18L-A	—
—	PIX50LBS-FS#†	PIX50L-B	PTX18L-B	—	C50-N18L-A3	—
PIX30HLBS-FS	PIX30LBS-FS	—	PIX30L-B	—	SC50-N18L-AT	—
—	PIX30CLBS-FS	—	PIX30CL-B	—	CB30L-B	—
PIX30HLBS-FS	PIX30LBS-FS	—	PIX30L-B	—	CB30CL-B	—
—	51913-FS	—	—	—	C60-N24AL-B	—
PIX30HLBS-FS	PIX30LBS-FS	—	PIX30L-B	—	51913	—
—	—	—	—	—	53030	—

† Eliminates need for sensor (needs to be disabled).

* The PTX20 series batteries may be used as an optional upgrade, but some modification to the hold down may be necessary. See battery label for retrofit cautions.

Top and front terminal mounts only.

‡ Top and side terminal mounts only.

TERMINAL CONFIGURATIONS

Terminal shapes vary from one battery to another. By identifying the correct replacement battery from the listing in this book, you are assured of the proper terminal configuration. For custom applications, refer to the following chart to identify terminal shape and corresponding batteries.

TERMINAL TYPE	FRONT	SIDE	TOP	BATTERY TYPE
1				CB14L-A1, PTX16-BS-1
2				CB9L-A2, CB16AL-A2, 12N5.5-4A
3				CB7C-A, CB7L-B, C60-N24-A, C60-N24L-A, C60-N24AL-B, 12N24-3
4				PTX14AHBS-FS, PTX14AHLBS-FS, PTX15LBS-FS, PTX20BS-FS, PTX20LBS-FS, PTX20HLBS-FS, PIX50LBS-FS, PTX14AH-BS, PTX14AHL-BS, PTX15L-BS, PTX16-BS, PTX18L-BS, PTX20CH-BS, PTX20-BS, PTX20L-BS, PIX50-BS, PIX50L-BS, CB12C-A, CB16B-A, C50-N18L-A3, CB30L-B, CB30CL-B
5				PTX4LBS-FS, PTX5LBS-FS, PTZ5S, PT6.5L-BS, PTX7ABS-FS, PTX7LBS-FS, PTZ7S, PTX9BS-FS, PTX12BS-FS, PTX14BS-FS, PTX14LBS-FS, PTX19CLB-FS, PIX30LBS-FS, PIX30HLBS-FS, PIX30CLB-FS, PTX4L-BS, PTX5L-BS, PTX7A-BS, PTX7L-BS, PTX9-BS, PTX12-BS, PTX14-BS, PTX14L-BS, PTX19CL-BS, PIX30L-BS, PIX30CL-BS, CB4L-A, CB4L-B, CB16CL-B
6				PT9A-BS, PTX19BS-FS, PTX19LBS-FS, PTX19-BS, PTX19L-BS, CB16-B-LM, CB16HL-A-LM, CB3L-A, CB3L-B, CB5L-B, CB7-A, CB9-B, CB9A-A, CB9L-B, CB10L-B, CB12A-A, CB12AL-A, CB12A-B, CB14A-A, CB16-B, CB16L-B, 6N6-3B, 6N6-3B-1, 6CB8L-B, 6N11-2D, 6N11A-1B, 6N12A-2D, B38-6A, B39-6, B54-6, 12N5-3B, 12N5-4B, 12N5.5-3B, 12N5.5A-3B, 12N7-4A, 12N7-3B, 12N7D-3B, 12N7-4B, 12N9-3A-1, 12N9-3B, 12N9-4B-1, 12N10-3A, 12N10-3A-1, 12N12A-4A-1
7				C50-N18L-A-LM, CB16B-A1, HCB16A-AB, CB18-A, CB18L-A, C50-N18A-A, SC50-N18L-AT
8				CB10A-A2, CB10L-A2, CB10L-B2, CB12AL-A2, CB12B-B2, CB14A-2, CB14A-A2, CB14B-2, CB14L-A2, CB14L-B2, SCB14L-A2, SCB14L-B2, 12N11-3A-1, 12N14-3A
9				CHD4-12
10				51814, 51913, 53030, 51913-FS
11				PT6B-3, PT7B-4, PT9B-4, PTZ10S, PT12B-4, PTZ12S, PT14B-4, PTZ14S, PTX12ABS-FS, PTR9-BS, PTX12A-BS
12				PTR4A-BS
13				PTX4B-BS
14				U1(9), U1R(9), P11U1LD-FS



BATTERY SPECIFICATIONS

HIGH PERFORMANCE FACTORY ACTIVATED MAINTENANCE FREE

Type	Voltage (V)	Capacity at 10HR (Ah)	CCA @ 0° F (-18° C)	Apprx. Weight w/o Acid (Lbs.)	Acid Volume (Oz.)	Regular Charge Current (Ah)	Terminal Type (See Page 6)	Dimensions in Inches (+/- 1/16 In.)			Dimensions In Millimeters (+/- 2 mm.)			Assembly Figure (per cover polarity)
								Length	Width	Height	Length	Width	Height	
PTX20HLBS-FS	12	20	310	13.1	—	1.8	4	6 7/8	3 7/16	6 1/8	175	87	155	
PIX30HLBS-FS	12	30	385	19.1	—	2.8	5	6 9/16	5	6 7/8	166	126	175	

FACTORY ACTIVATED MAINTENANCE FREE

Type	Voltage (V)	Capacity at 10HR (Ah)	CCA @ 0° F (-18° C)	Apprx. Weight w/o Acid (Lbs.)	Acid Volume (Oz.)	Regular Charge Current (Ah)	Terminal Type (See Page 6)	Dimensions in Inches (+/- 1/16 In.)			Dimensions In Millimeters (+/- 2 mm.)			Assembly Figure (per cover polarity)
								Length	Width	Height	Length	Width	Height	
PTX4LBS-FS	12	3	35	3.4	—	0.4	5	4 1/2	2 13/16	3 3/8	114	71	86	
PTX5LBS-FS	12	4	60	4.1	—	0.5	5	4 1/2	2 13/16	4 3/16	114	71	106	
PTZ5S	12	4	40	3.7	—	0.3	5	4 7/16	2 3/4	3 1/3	113	70	85	
PT6B-3	12	5	75	5.1	—	0.3	11	4 7/16	2 3/4	4 5/8	113	70	117	
PT7B-4	12	6	85	5.7	—	0.6	11	6	2 9/16	3 11/16	150	65	93	
PTX7ABS-FS	12	6	85	5.6	—	0.7	5	6	3 7/16	3 3/4	150	87	94	
PTX7LBS-FS	12	6	85	5.8	—	0.6	5	4 1/2	2 13/16	5 3/16	114	71	131	
PTZ7S	12	6	85	5.2	—	0.6	5	4 7/16	2 3/4	4 1/8	113	70	105	
PT9B-4	12	8	100	6.8	—	0.8	11	6	2 3/4	4 1/8	150	70	105	
PTX9BS-FS	12	8	120	6.2	—	0.9	5	6	3 7/16	4 3/16	150	87	105	
PTZ10S	12	8.5	130	6.8	—	0.9	11	6	3 7/16	3 11/16	150	87	93	
PT12B-4	12	10.5	115	8.3	—	1.0	11	6	2 3/4	5 1/8	150	69	130	
PTX12ABS-FS	12	10	140	7.1	—	1.0	11	6	3 7/16	4 3/16	150	87	105	
PTX12BS-FS	12	10	180	9.7	—	1.2	5	6	3 7/16	5 1/8	150	87	130	
PTZ12S	12	11	140	8.1	—	1.1	11	6	3 7/16	4 3/8	150	87	110	
PT14B-4	12	12.5	135	9.4	—	1.2	11	6	2 3/4	5 3/4	150	70	145	
PTX14BS-FS	12	12	200	10.3	—	1.4	5	6	3 7/16	5 3/4	150	87	145	
PTX14AHBS-FS	12	12	200	9.5	—	1.4	4	5 5/16	3 9/16	6 3/8	135	90	161	
PTX14HLBS-FS	12	12	200	9.5	—	1.4	4	5 5/16	3 9/16	6 3/8	135	90	161	
PTX14LBS-FS	12	12	200	10.3	—	1.4	5	6	3 7/16	5 3/4	150	87	145	
PTZ14S	12	11.2	145	8.6	—	1.1	11	6	3 7/16	4 3/8	150	87	110	
PTX15LBS-FS	12	13	160	10.3	—	1.3	4	6 7/8	3 7/16	5 1/8	175	87	130	
PTX19BS-FS	12	19	270	14.3	—	1.9	6	6 7/8	4	6 1/8	175	101	157	
PTX19LBS-FS	12	19	270	14.3	—	1.9	6	6 7/8	4	6 1/8	175	101	157	
PTX19CLB-FS	12	19	270	14.5	—	1.9	5	6 7/8	4	6 7/8	175	101	175	
PTX20BS-FS	12	18	250	13.1	—	1.8	4	6 7/8	3 7/16	6 1/8	175	87	155	
PTX20LBS-FS	12	18	250	13.1	—	1.8	4	6 7/8	3 7/16	6 1/8	175	87	155	
PIX30LBS-FS	12	28	320	19.1	—	2.8	5	6 9/16	5	6 7/8	166	126	175	
PIX30CLBS-FS	12	28	320	19.6	—	2.8	5	6 9/16	5	7 5/8	166	126	194	
PIX50LBS-FS	12	21	280	15.7	—	2.1	4	8 1/8	3 7/16	6 7/8	205	86	161	
51913-FS*	12	19.5	190	14.9	—	1.95	10	7 7/16	3 1/4	6 7/8	186	82	171	
P11U1LD-FS	12	32	320	21.2	—	3.2	14	7 3/4	5 1/4	7 7/16	196	131	186	

*Maintenance Free Gel Technology

Due to the self-discharge characteristics of this type of battery, it is imperative that they be charged within 6 months of storage, otherwise permanent loss of capacity might occur as a result of sulfation. To prolong shelf life without charging, store batteries at 50°F (10°C) or less.

SEALED MAINTENANCE FREE

Type	Voltage (V)	Capacity at 10HR (Ah)	CCA @ 0° F (-18° C)	Apprx. Weight w/o Acid (Lbs.)	Acid Volume (Oz.)	Regular Charge Current (Ah)	Terminal Type (See Page 6)	Dimensions in Inches (+/- 1/16 In.)			Dimensions In Millimeters (+/- 2 mm.)			Assembly Figure (per cover polarity)
								Length	Width	Height	Length	Width	Height	
PTR4A-BS	12	2.3	25	2.0	4.7	0.3	12	4 1/2	1 15/16	3 3/8	114	49	86	
PTX4B-BS	12	2.3	30	2.1	4.1	0.3	13	4 1/2	1 9/16	3 7/16	114	39	86.5	
PTX4L-BS	12	3	40	2.9	6.1	0.4	5	4 1/2	2 13/16	3 3/8	114	71	86	
PTX5L-BS	12	4	60	3.5	8.1	0.5	5	4 1/2	2 13/16	4 3/16	114	71	106	
PT6.5L-BS	12	6.5	60	3.8	12.8	0.65	5	5 1/2	2 5/8	4	139	66	102	
PTX7A-BS	12	6	85	4.2	11.2	0.7	5	6	3 7/16	3 3/4	150	87	94	
PTX7L-BS	12	6	85	4.3	11.2	0.6	5	4 1/2	2 13/16	5 3/16	114	71	131	
PT9A-BS	12	9	90	6.4	18.9	0.9	6	5 5/16	3	5 1/2	135	76	140	
PTR9-BS	12	8	120	5.4	13.5	0.9	11	6	3 7/16	4 3/16	150	87	105	
PTX9-BS	12	8	120	5.4	13.5	0.9	5	6	3 7/16	4 3/16	150	87	105	
PTX12-BS	12	10	180	7.5	20.3	1.2	5	6	3 7/16	5 1/8	150	87	130	
PTX12A-BS	12	10	140	6.3	15.9	1.0	11	6	3 7/16	4 3/16	150	87	105	
PTX14-BS	12	12	200	8.1	23.3	1.4	5	6	3 7/16	5 3/4	150	87	145	
PTX14AH-BS	12	12	200	7.3	22.3	1.4	4	5 5/16	3 9/16	6 3/8	135	90	161	
PTX14AHL-BS	12	12	200	7.3	22.3	1.4	4	5 5/16	3 9/16	6 3/8	135	90	161	
PTX14L-BS	12	12	200	8.1	23.3	1.4	5	6	3 7/16	5 3/4	150	87	145	
PTX15L-BS	12	13	180	8.8	23.3	1.3	4	6 7/8	3 7/16	5 1/8	175	87	130	
PTX16-BS	12	14	220	10.3	26.4	1.4	4	6	3 7/16	6 3/8	150	87	161	
PTX16-BS-1	12	14	220	10.3	26.4	1.4	1	6	3 7/16	6 3/8	150	87	161	
PTX18L-BS	12	18	250	11.9	33.5	2.1	4	8 1/8	3 7/16	6 3/8	205	86	161	
PTX19-BS	12	19	270	10.9	32.5	1.9	6	6 7/8	4	6 1/8	175	101	157	
PTX19L-BS	12	19	270	10.9	32.5	1.9	6	6 7/8	4	6 1/8	175	101	157	
PTX19CL-BS	12	19	270	11.1	32.5	1.9	5	6 7/8	4	6 7/8	175	101	175	
PTX20CH-BS	12	18	210	11.4	27.7	1.8	4	6	3 7/16	6 3/8	150	87	161	
PTX20-BS	12	18	250	10.1	31.4	1.8	4	6 7/8	3 7/16	6 1/8	175	87	155	
PTX20L-BS	12	18	250	10.1	31.4	1.8	4	6 7/8	3 7/16	6 1/8	175	87	155	
PIX30L-BS	12	28	320	13.2	55.5	2.8	5	6 9/16	5	6 7/8	166	126	175	
PIX30CL-BS	12	28	320	13.4	55.5	2.8	5	6 9/16	5	7 5/8	166	126	194	
PIX50-BS	12	21	280	12.0	33.5	2.1	4	8 1/8	3 7/16	6 7/8	205	86	161	
PIX50L-BS	12	21	280	12.0	33.5	2.1	4	8 1/8	3 7/16	6 7/8	205	86	161	

BATTERY SPECIFICATIONS

LOW MAINTENANCE

Type	Voltage (V)	Capacity at 10HR (Ah)	CCA @ 0° F (-18° C)	Apprx. Weight w/o Acid (Lbs.)	Acid Volume (Oz.)	Regular Charge Current (Ah)	Terminal Type (See Page 6)	Dimensions in Inches (+/- 1/16 In.)			Dimensions in Millimeters (+/- 2 mm.)			Assembly Figure (per cover polarity)
								Length	Width	Height	Length	Width	Height	
CB16-B-LM	12	19	240	10.5	40.6	1.9	6	6 7/8	4	6 1/8	175	100	155	
CB16HL-A-LM	12	19	240	10.5	40.6	1.9	6	6 7/8	4	6 1/8	175	100	155	
C50-N18L-A-LM	12	20	260	11.2	47.3	2.0	7	8 1/8	3 9/16	6 7/8	205	90	162	

HIGH PERFORMANCE

Type	Voltage (V)	Capacity at 10HR (Ah)	CCA @ 0° F (-18° C)	Apprx. Weight w/o Acid (Lbs.)	Acid Volume (Oz.)	Regular Charge Current (Ah)	Terminal Type (See Page 6)	Dimensions in Inches (+/- 1/16 In.)			Dimensions in Millimeters (+/- 2 mm.)			Assembly Figure (per cover polarity)
								Length	Width	Height	Length	Width	Height	
CB2.5L-C	12	2.5	25	1.7	8.1	0.3	-	3 3/16	2 3/4	4 1/8	80	70	105	
CB2.5L-C-1	12	2.5	25	1.7	8.1	0.3	-	3 3/16	2 3/4	4 1/8	80	70	105	
CB3L-A	12	3	32	2.5	8.1	0.3	6	3 7/8	2 1/4	4 3/8	98	56	110	
CB3L-B	12	3	32	2.5	8.1	0.3	6	3 7/8	2 1/4	4 3/8	98	56	110	
CB4L-A	12	4	50	2.8	10.1	0.4	5	4 3/4	2 3/4	3 5/8	120	70	92	
CB4L-B	12	4	50	2.8	10.1	0.4	5	4 3/4	2 3/4	3 5/8	120	70	92	
CB5L-B	12	5	55	3.5	12.2	0.5	6	4 3/4	2 3/8	5 1/8	120	60	130	
CB7-A	12	8	90	5.1	20.3	0.8	6	5 5/16	3	5 1/4	135	75	133	
CB7C-A	12	7	80	5.1	20.3	0.8	3	5 1/8	3 9/16	4 1/2	130	90	114	
CB7L-B	12	8	90	5.1	20.3	0.8	3	5 5/16	3	5 1/4	135	75	133	
CB9-B	12	9	130	5.3	20.3	0.9	6	5 5/16	3	5 1/2	135	75	139	
CB9A-A	12	9	130	5.3	20.3	0.9	6	5 5/16	3	6 1/8	135	75	155	
CB9L-A2	12	9	130	5.3	20.3	0.9	2	5 5/16	3	5 1/2	135	75	139	
CB9L-B	12	9	130	5.3	20.3	0.9	6	5 5/16	3	5 1/2	135	75	139	
CB10A-A2	12	11	160	7.0	27.0	1.1	8	5 5/16	3 9/16	6 1/8	135	90	155	
CB10L-A2	12	11	160	7.0	27.0	1.1	8	5 5/16	3 9/16	5 3/4	135	90	145	
CB10L-B	12	11	160	7.0	27.0	1.1	6	5 5/16	3 9/16	5 3/4	135	90	145	
CB10L-B2	12	11	160	7.0	27.0	1.1	8	5 5/16	3 9/16	5 3/4	135	90	145	
CB12A-A†	12	12	165	6.8	27.0	1.2	6	5 5/16	3 3/16	6 5/16	134	80	160	
CB12AL-A	12	12	165	6.8	25.4	1.2	6	5 5/16	3 3/16	5 5/16	134	80	160	
CB12AL-A2	12	12	165	6.8	25.4	1.2	8	5 5/16	3 3/16	6 5/16	134	80	160	
CB12A-B	12	12	165	6.8	25.4	1.2	6	5 5/16	3 3/16	6 5/16	134	80	160	
CB12B-B2	12	13	165	7.1	27.0	1.2	8	6 5/16	3 9/16	5 1/8	160	90	130	
CB12C-A	12	13	165	7.1	27.0	1.2	4	5 5/16	3 3/16	6 7/8	134	80	175	
CB14-A2	12	14	190	7.6	30.4	1.4	8	5 5/16	3 1/2	6 9/16	134	89	166	
CB14A-A	12	14	190	7.9	30.4	1.4	6	5 5/16	3 1/2	6 15/16	134	89	176	
CB14A-A2	12	14	190	7.9	30.4	1.4	8	5 5/16	3 1/2	6 15/16	134	89	176	
CB14-B2	12	14	190	7.6	30.4	1.4	8	5 5/16	3 1/2	6 9/16	134	89	166	
CB14L-A1	12	14	190	7.6	30.4	1.4	1	5 5/16	3 1/2	6 9/16	134	89	166	
CB14L-A2	12	14	190	7.6	30.4	1.4	8	5 5/16	3 1/2	6 9/16	134	89	166	
CB14L-B2	12	14	190	7.6	30.4	1.4	8	5 5/16	3 1/2	6 9/16	134	89	166	
SCB14L-A2*	12	14	190	7.6	30.4	1.4	8	5 5/16	3 1/2	6 9/16	134	89	166	
SCB14L-B2*	12	14	190	7.6	30.4	1.4	8	5 5/16	3 1/2	6 9/16	134	89	166	
CB16-B	12	19	240	10.5	40.6	1.9	6	6 7/8	4	6 1/8	175	100	155	
CB16B-A	12	16	175	8.4	33.8	1.6	4	6 5/16	3 9/16	6 3/8	160	90	161	
CB16B-A1	12	16	175	8.4	33.8	1.6	7	6 5/16	3 9/16	6 3/8	160	90	161	
CB16AL-A2	12	16	175	8.6	37.2	1.6	2	8 1/8	2 13/16	6 7/16	207	71.5	164	
CB16CL-B	12	19	240	10.1	40.6	1.9	5	6 7/8	4	6 7/8	175	100	175	
CB16L-B†	12	19	240	10.5	40.6	1.9	6	6 7/8	4	6 1/8	175	100	155	
HCB16A-AB	12	16	150	8.5	30.4	1.6	7	6	3 5/8	7 1/16	151	91	180	
CB18-A	12	18	235	9.4	40.6	1.8	7	7 1/8	3 9/16	6 3/8	180	90	162	
CB18L-A	12	18	235	9.4	40.6	1.8	7	7 1/8	3 9/16	6 3/8	180	90	162	
C50-N18A-A	12	20	260	11.2	50.7	2.0	7	8 1/8	3 9/16	6 15/16	205	90	176	
C50-N18L-A3	12	20	260	11.2	47.3	2.0	4	8 1/8	3 9/16	6 3/8	205	90	162	
SC50-N18L-AT*	12	20	260	11.2	47.3	2.0	7	8 1/8	3 9/16	6 3/8	205	90	162	
C60-N24-A	12	28	280	14.4	57.5	2.8	3	7 1/4	4 7/8	6 7/8	184	124	175	
C60-N24L-A	12	28	280	14.4	57.5	2.8	3	7 1/4	4 7/8	6 7/8	184	124	175	
C60-N24AL-B	12	28	280	14.4	57.5	2.8	3	7 1/4	4 7/8	6 7/8	184	124	175	
CB30L-B	12	30	300	14.1	57.5	3.0	4	6 5/8	5 3/16	6 15/16	168	132	176	
CB30CL-B	12	30	300	14.5	57.5	3.0	4	6 5/8	5 3/16	7 9/16	168	132	192	
51814	12	19*	190	9.4	33.8	1.3	10	7 7/16	3 1/4	6 7/8	186	82	171	
51913	12	19*	190	9.4	33.8	1.9	10	7 7/16	3 1/4	6 7/8	186	82	171	
53030	12	30*	300	16.1	54.1	3.0	10	7 7/16	5 1/8	6 7/8	186	130	171	

CONVENTIONAL 6 VOLT

Type	Voltage (V)	Capacity at 10HR (Ah)	CCA @ 0° F (-18° C)	Apprx. Weight w/o Acid (Lbs.)	Acid Volume (Oz.)	Regular Charge Current (Ah)	Terminal Type (See Page 6)	Dimensions in Inches (+/- 1/16 In.)			Dimensions in Millimeters (+/- 2 mm.)			Assembly Figure (per cover polarity)
								Length	Width	Height	Length	Width	Height	
6N2-2A	6	2	16	1.0	3.4	0.2	-	2 3/4	1 7/8	3 3/4	70	47	96	
6N2-2A-1	6	2	16	1.0	3.4	0.2	-	2 3/4	1 7/8	3 3/4	70	47	96	
6N2-2A-3	6	2	16	1.0	3.4	0.2	-	2 3/4	1 7/8	3 3/4	70	47	96	
6N2-2A-4	6	2	16	1.0	3.4	0.2	-	2 3/4	1 7/8	3 3/4	70	47	96	
6N2-2A-8	6	2	16	1.0	3.4	0.2	-	2 3/4	1 7/8	3 3/4	70	47	96	
6N2A-2C	6	2	16	1.0	3.4	0.2	-	2 3/4	1 7/8	4 3/16	70	47	106	
6N2A-2C-3	6	2	16	1.0	3.4	0.2	-	2 3/4	1 7/8	4 3/16	70	47	106	
6N4-2A	6	4	24	1.3	6.8	0.4	-	2 13/16	2 13/16	3 3/4	71	71	96	
6N4-2A-2	6	4	24	1.3	6.8	0.4	-	2 13/16	2 13/16	3 3/4	71	71	96	
6N4-2A-3	6	4	24	1.3	6.8	0.4	-	2 13/16	2 13/16	3 3/4	71	71	96	
6N4-2A-4	6	4	24	1.3	6.8	0.4	-	2 13/16	2 13/16	3 3/4	71	71	96	
6N4-2A-5	6	4	24	1.3	6.8	0.4	-	2 13/16	2 13/16	3 3/4	71	71	96	
6N4-2A-8 (6)	6	4	24	1.3	6.8	0.4	-	2 13/16	2 13/16	3 3/4	71	71	96	
6N4A-4D	6	4	32	1.7	6.8	0.4	-	2 3/8	2 1/4	5 1/8	61	57	131	

† Sensor available for this battery.

* This battery includes a sensor.

* @ 20 hr. rate.



BATTERY SPECIFICATIONS

CONVENTIONAL 6 VOLT (Continued)

Type	Voltage (V)	Capacity at 10HR (Ah)	CCA @ 0° F (-18° C)	Apprx. Weight w/o Acid (Lbs.)	Acid Volume (Oz.)	Regular Charge Current (Ah)	Terminal Type (See Page 6)	Dimensions in Inches (+/- 1/16 In.)			Dimensions in Millimeters (+/- 2 mm.)			Assembly Figure (per cover polarity)
								Length	Width	Height	Length	Width	Height	
6N4B-2A	6	4	32	1.7	6.8	0.4	—	4	1 7/8	3 3/4	102	48	96	[Diagram]
6N4B-2A-3	6	4	32	1.7	6.8	0.4	—	4	1 7/8	3 3/4	102	48	96	[Diagram]
6N4B-2A-5	6	4	32	1.7	6.8	0.4	—	4	1 7/8	3 3/4	102	48	96	[Diagram]
6N4C-1B	6	4	32	1.7	6.8	0.4	—	2 13/16	2 13/16	4 1/8	71	71	105	[Diagram]
6N5.5-1D	6	5.5	44	1.8	10.1	0.6	—	3 9/16	2 3/4	3 15/16	90	70	100	[Diagram]
6N5.5-1D-1	6	5.5	44	1.8	10.1	0.6	—	3 9/16	2 3/4	3 15/16	90	70	100	[Diagram]
6N6-1B	6	6	48	2.0	10.1	0.6	—	3 7/8	2 1/4	4 3/8	99	57	111	[Diagram]
6N6-1D-2	6	6	48	2.0	10.1	0.6	—	3 7/8	2 1/4	4 3/8	99	57	111	[Diagram]
6N6-3B	6	6	48	2.0	10.1	0.6	6	3 7/8	2 1/4	4 3/8	99	57	111	[Diagram]
6N6-3B-1	6	6	48	2.0	10.1	0.6	6	3 7/8	2 1/4	4 3/8	99	57	111	[Diagram]
6CB8L-B	6	8	64	3.0	10.5	0.8	6	4 3/4	2 3/4	3 3/4	120	70	95	[Diagram]
6N11-2D	6	11	88	3.5	13.5	1.1	6	5 7/8	2 3/4	3 15/16	150	70	100	[Diagram]
6N11A-1B	6	11	88	3.5	13.5	1.1	6	4 13/16	2 7/16	5 1/8	122	62	131	[Diagram]
6N12A-2D	6	12	96	3.8	15.2	1.2	6	6 1/8	2 1/4	4 9/16	156	57	116	[Diagram]
B38-6A	6	13	104	4.7	21.0	1.3	6	4 11/16	3 1/4	6 15/16	119	83	161	[Diagram]
B39-6	6	7	60	2.8	10.1	0.7	6	4 15/16	1 7/8	4 15/16	126	48	126	[Diagram]
B54-6	6	12	96	3.8	16.9	1.2	6	6 1/8	2 1/4	4 9/16	156	57	116	[Diagram]

CONVENTIONAL 12 VOLT

Type	Voltage (V)	Capacity at 10HR (Ah)	CCA @ 0° F (-18° C)	Apprx. Weight w/o Acid (Lbs.)	Acid Volume (Oz.)	Regular Charge Current (Ah)	Terminal Type (See Page 6)	Dimensions in Inches (+/- 1/16 In.)			Dimensions in Millimeters (+/- 2 mm.)			Assembly Figure (per cover polarity)
								Length	Width	Height	Length	Width	Height	
12N5-3B	12	5	40	3.1	13.5	0.5	6	4 3/4	2 3/8	5 1/8	120	60	130	[Diagram]
12N5-4B	12	5	40	3.1	13.5	0.5	6	4 3/4	2 3/8	5 1/8	120	60	130	[Diagram]
12N5.5-3B	12	5.5	55	4.3	13.5	0.6	6	5 5/16	2 3/8	5 1/8	135	60	130	[Diagram]
12N5.5-4A	12	5.5	55	4.3	13.5	0.6	2	5 5/16	2 3/8	5 1/8	135	60	130	[Diagram]
12N5.5A-3B	12	5.5	44	4.3	16.9	0.6	6	4 1/16	3 9/16	4 1/2	103	90	114	[Diagram]
12N7-4A	12	7	74	4.9	16.9	0.7	6	5 5/16	3	5 1/4	135	75	133	[Diagram]
12N7-3B	12	7	74	4.9	16.9	0.7	6	5 5/16	3	5 1/4	135	75	133	[Diagram]
12N7D-3B	12	7	80	4.9	20.3	0.7	6	5 5/16	3	5 15/16	135	75	150	[Diagram]
12N7-4B	12	7	74	4.9	16.9	0.7	6	5 5/16	3	5 1/4	135	75	133	[Diagram]
12N9-3A-1	12	9	85	5.4	20.3	0.9	6	5 5/16	3	5 1/2	135	75	139	[Diagram]
12N9-3B	12	9	85	5.4	20.3	0.9	6	5 5/16	3	5 1/2	135	75	139	[Diagram]
12N9-4B-1	12	9	85	5.4	20.3	0.9	6	5 5/16	3	5 1/2	135	75	139	[Diagram]
12N10-3A	12	10	95	6.4	27.0	1.0	6	5 5/16	3 9/16	5 3/4	135	90	145	[Diagram]
12N10-3A-1	12	10	95	6.4	27.0	1.0	6	5 5/16	3 9/16	5 3/4	135	90	145	[Diagram]
12N11-3A-1	12	11	103	7.5	27.0	1.1	8	5 5/16	3 9/16	6 1/8	135	90	155	[Diagram]
12N12A-4A-1	12	12	113	6.8	23.7	1.2	6	5 5/16	3 3/16	6 15/16	134	80	160	[Diagram]
12N14-3A	12	14	128	7.5	27.0	1.4	8	5 5/16	3 1/2	6 9/16	134	89	166	[Diagram]
12N24-3	12	24	218	12.1	40.6	2.4	3	7 1/4	4 7/8	6 7/8	184	124	175	[Diagram]
CHD4-12 (H-12)	12	30*	280	13.3	74.4	3.0	9	8 1/8	5 1/4	6 1/2	206	133	165	[Diagram]

LAWN & GARDEN

Type	Voltage (V)	Capacity at 10HR (Ah)	CCA @ 0° F (-18° C)	Apprx. Weight w/o Acid (Lbs.)	Acid Volume (Oz.)	Regular Charge Current (Ah)	Terminal Type (See Page 6)	Dimensions in Inches (+/- 1/16 In.)			Dimensions in Millimeters (+/- 2 mm.)			Assembly Figure (per cover polarity)
								Length	Width	Height	Length	Width	Height	
U1(9)	12	24	220	13.0	60.9	2.4	14	7 3/4	5 1/4	7 1/8	196	131	181	[Diagram]
U1R(9)	12	24	220	13.0	60.9	2.4	14	7 3/4	5 1/4	7 1/8	196	131	181	[Diagram]

* @ 20 hr. rate

MOTORCYCLE BATTERY APPLICATIONS

BUELL

cc	Model	Year	Factory Sealed, Maintenance Free		Sealed Maintenance Free		High Performance	Conventional
			PTX20LBS-FS†	PTX14BS-FS*	PTX20LBS-FS	PTX14BS		
1200	X1 Lightning	99-02	PTX20LBS-FS†	PTX14BS-FS*	PTX20LBS-FS	PTX14BS	—	—
	S1 Lightning	96-99	PTX14BS-FS*	PTX14BS*	PTX20LBS-FS	PTX20LBS	—	—
	S3,S3T Thunderbolt	97-02	PTX20LBS-FS	PTX20LBS-FS	PTX20LBS-FS	PTX20LBS	—	—
	M2 Cyclone	97-02	PTX20LBS-FS	PTX20LBS-FS	PTX20LBS-FS	PTX20LBS	—	—
	S2,S2T Thunderbolt	94-96	PTX19BS-FS	PTX19BS-FS	PTX19BS-FS	PTX19BS	CB16-B-LM	—
	RR1200	88-90	PTX19BS-FS	PTX19BS-FS	PTX19BS-FS	PTX19BS	CB16-B-LM	—
	RS1200	89-93	PTX19BS-FS	PTX19BS-FS	PTX19BS-FS	PTX19BS	CB16-B-LM	—
	RSS1200	91-93	PTX19BS-FS	PTX19BS-FS	PTX19BS-FS	PTX19BS	CB16-B-LM	—
	XB12R Firebolt	04-10	PTX14BS-FS†	—	—	—	—	—
	XB125S Lightning	04-10	PTX14BS-FS†	—	—	—	—	—
	XB12X Ulysses	06-10	PTX14BS-FS†	—	—	—	—	—
1125	1125R, 1125CR	08-10	PTX14LBS-FS†	—	—	—	—	—
1000	RR1000	87	PTX19BS-FS	PTX19BS-FS	PTX19BS-FS	PTX19BS	CB16-B-LM	—
984	XB9R Firebolt,							
	XB9SX Lightening	02-10	PTX14BS-FS†	—	—	—	—	—
500	Blast	00-09	PTX14BS-FS	PTX14BS-FS	PTX14BS-FS	PTX14BS	—	—

CANNONDALE

cc	Model	Year	Factory Sealed, Maintenance Free		Sealed Maintenance Free		High Performance	Conventional
			PTX5LBS-FS†	PTX5LBS-FS	PTX5LBS-FS	PTX5LBS		
440	C440,E440,X440, X440S	02-03	PTX5LBS-FS†	PTX5LBS-FS	PTX5LBS-FS	PTX5LBS	—	—
	EX400,MX400, XC400	00-01	PTX5LBS-FS	PTX5LBS-FS	PTX5LBS-FS	PTX5LBS	—	—

EXCELSIOR-HENDERSON

cc	Model	Year	Factory Sealed, Maintenance Free		Sealed Maintenance Free		High Performance	Conventional
			PTX20LBS-FS	PTX20LBS-FS	PTX20LBS-FS	PTX20LBS		
1386	SuperX	99-00	PTX20LBS-FS	PTX20LBS-FS	PTX20LBS-FS	PTX20LBS	—	—

HARLEY-DAVIDSON

cc	Model	Year	Factory Sealed, Maintenance Free		Sealed Maintenance Free		High Performance	Conventional
			PIX30LBS-FS	PIX30LBS-FS	PIX30LBS-FS	PIX30LBS		
1803	CVO FLH (Touring)	10-11	PIX30LBS-FS	PIX30LBS-FS	PIX30LBS-FS	PIX30LBS	—	—
	CVO FXD Fat Bob (Dyna)	10	PTX20LBS-FS	PTX20LBS-FS	PTX20LBS-FS	PTX20LBS	—	—
	CVO FLST (Softail)	10-11	PTX20LBS-FS	PTX20LBS-FS	PTX20LBS-FS	PTX20LBS	—	—
1690	FLHTK (Touring)	10-11	PIX30LBS-FS	PIX30LBS-FS	PIX30LBS-FS	PIX30LBS	—	—
1584	FXD (Dyna)	07-11	PTX20LBS-FS	PTX20LBS-FS	PTX20LBS-FS	PTX20LBS	—	—
	FXST, FLST (Softail)	07-11	PTX20LBS-FS	PTX20LBS-FS	PTX20LBS-FS	PTX20LBS	—	—

† Must use factory activated battery.

* Please see battery cross reference chart on page 5 for optional upgrades.

* Must use adaptor kit available from Buell.

MOTORCYCLE BATTERY APPLICATIONS

HARLEY-DAVIDSON (Continued)

cc	Model	Year	Factory Sealed, Maintenance Free	Sealed Maintenance Free	High Performance	Conventional
1584	FL, FLH (Touring)	07-11	PIX30LBS-FS*	PTX30L-BS	-	-
1450	FXD (Dyna)	99-06	PTX20LBS-FS*	PTX20L-BS	-	-
	FXST,FLST (Softail)	00-06	PTX20LBS-FS*	PTX20L-BS	-	-
	FL,FLH (Touring)	00-06	PIX30LBS-FS*	PIX30L-BS	CB30L-B	-
	FL,FLH (Touring)	99	PIX30LBS-FS*	PIX30L-BS	CB30L-B	-
1340	FXD,FXST (Dyna)	97-99	PTX20LBS-FS*	PTX20L-BS	-	-
	FXD,FXST (Dyna)	91-96	PTX19LBS-FS<	PTX19L-BS<	CB16H-A-LM	-
	FX,FXR (Dyna)	79-94	PTX19BS-FS<	PTX19-BS<	CB16-B-LM	CB16-B
	FXR (Dyna)	99-00	PTX19BS-FS	PTX19-BS	CB16-B-LM	CB16-B
	FLST (Softail)	97-99	PTX20LBS-FS*	PTX20L-BS	-	-
	FLST (Softail)	91-96	PTX19LBS-FS	PTX19L-BS	CB16H-A-LM	-
	FXST,FLST (Softail)	84-90	PTX19BS-FS	PTX19-BS	CB16-B-LM	CB16-B
	FL,FLH (Touring)	80-96	PIX50LBS-FS	PIX50L-BS	C50-N18L-A-LM	-
	FL,FLH (Touring)	97-98	PIX30LBS-FS*	PIX30L-BS	CB30L-B	-
	FL,FLH (Touring)	78-84	-	-	CHD4-12	-
1250	VRSC V-Rod	08-11	PTX20LBS-FS†	-	-	-
1200	XL,XLH (Sportster)	04-11	PTX14LBS-FS	PTX14L-BS	-	-
	XL,XLH (Sportster)	97-03	PTX20LBS-FS	PTX20L-BS	-	-
	XL,XLH (Sportster)	87-96	PTX19BS-FS	PTX19-BS	CB16-B-LM	-
	FX (Electric Start)	71-78	PTX19BS-FS	PTX19-BS	CB16-B-LM	CB16-B
	FX (Kick Start)	71-72	-	-	CB7-A	12N7-4A
	FL/FLH Series (Touring)	65-77	-	-	-	CHD4-12
1130	VRSD (V-Rod)	02-07	PTX14BS-FS†	-	-	-
1100	XL Series (Sportster)	87-93	PTX19BS-FS	PTX19-BS	CB16-B-LM	CB16-B
1000	XL Series (Sportster)	79-85	PTX19BS-FS	PTX19-BS	CB16-B-LM	CB16-B
	XLCH Series (Sportster)	70-78	-	-	CB7-A	12N7-4A
	XLCR Café Racer	77-78	PTX19BS-FS	PTX19-BS	CB16-B-LM	CB16-B
	XLH (Sportster)	67-78	-	-	CHD4-12	-
	XLX-61,XR1000	83-85	PTX19BS-FS	PTX19-BS	CB16-B-LM	CB16-B
883	XL,XLH (Sportster)	04-11	PTX14LBS-FS	PTX14L-BS	-	-
	XL,XLH (Sportster)	97-03	PTX20LBS-FS*	PTX20L-BS	-	-
	XLH (Sportster)	86-96	PTX19BS-FS	PTX19-BS	CB16-B-LM	CB16-B
500	MT500 (Military)	All	PTX14AHLBS-FS	PTX14AHL-BS	CB14L-A2	-
350	SS350	All	-	-	6N11A-1B	-
250	SS250,SX250	75-78	-	-	CB7L-B	12N7-3B
175	SS175,SX175	74-78	-	-	CB7L-B	12N7-3B
125	SS125,SX125	74-78	-	-	CB7L-B	12N7-3B
	SXT125	75-78	-	-	CB7L-B	12N7-3B
	TX125	73-78	-	-	CB7L-B	12N7-3B
90	Z90	73-76	-	-	CB7L-B	12N7-3B

HONDA

cc	Model	Year	Factory Sealed, Maintenance Free	Sealed Maintenance Free	High Performance	Conventional
1800	GL1800 Gold Wing	08-11	PTX20HLBS-FS	-	-	-
	GL1800 Gold Wing	01-08	PTX20LBS-FS*	PTX20L-BS	-	-
	NRX1800 Valkyrie	-	-	-	-	-
	Rune	04-05	PTX20LBS-FS*	PTX20L-BS	-	-
	VTX1800C	02-11	PTX20LBS-FS*	PTX20L-BS	-	-
	VTX1800R Retro	02-11	PTX20LBS-FS*	PTX20L-BS	-	-
1500	GL1500 Gold Wing	88-00	PIX50LBS-FS	PTX18L-BS	C50-N18L-A3	-
	GL1500 Valkyrie	97-03	PTX14BS-FS	PTX14-BS	-	-
1300	ST1300, A, P	03-11	PTZ14S	-	-	-
	VTX1300C,R,S, Retro	03-11	PTX14BS-FS	PTX14-BS	-	-
	VT1300CS,CR, CXA FURY	09-11	PTZ14S	-	-	-
1200	VFR1200F	10-11	PTZ14S	-	-	-
	GL1200 Gold Wing	84-87	PIX50LBS-FS	PTX18L-BS	C50-N18L-A-LM	C50-N18L-A3
1100	CB1100	10-11	PTZ14S	-	-	-
	CB1100F	-	-	-	-	-
	Super Sport	83	PTX14AHLBS-FS	PTX14AHL-BS	CB14L-A2	-
	CBR1100XX	01-04	PTZ12S	-	-	-
	CBR1100XX	97-00	PTX12BS-FS	PTX12-BS	-	-
	GL1100 Gold Wing	80-83	PIX50LBS-FS	PTX18L-BS	C50-N18L-A-LM	C50-N18L-A3
	ST1100,ABS-TCS, 1100A	91-02	PTX14BS-FS	PTX14-BS	-	-
	VF1100C V65	-	-	-	-	-
	Magna	83-86	PTX20BS-FS#	PTX20-BS#	CB18-A	-
	VF1100S V65 Sabre	84-85	PTX20LBS-FS#	PTX20L-BS#	CB18L-A	-
	VT1100 Shadow, C2 Sabre	00-07	PTX14BS-FS	PTX14-BS	-	-
	VT1100C,C3, T Shadow (Spirit, Aero, A.C.E. Tourer)	01-07	PTX14BS-FS	PTX14-BS	-	-

HONDA (Continued)

cc	Model	Year	Factory Sealed, Maintenance Free	Sealed Maintenance Free	High Performance	Conventional
1100	T Shadow (Spirit, Aero, A.C.E. Tourer)	98-00	-	-	-	HCB16A-AB
	VT1100C	-	-	-	-	-
	ShadowSpirit	85-97	-	-	-	HCB16A-AB
	VT1100C2 Shadow	-	-	-	-	-
	A.C.E.	95-99	-	-	-	HCB16A-AB
1000	CB1000	94-95	PTX12BS-FS	PTX12-BS	-	-
	CB1000C Custom	83	PTX14AHLBS-FS	PTX14AHL-BS	CB14L-A2	-
	CB1000F Hurricane	87-96	PTX14AHLBS-FS	PTX14AHL-BS	CB14L-B2	-
	CB1000R	09-11	PTZ10S	-	-	-
	CBF1000F	09-10	PTZ10S	-	-	-
	CBR1000RR	08-10	PTZ7S	-	-	-
	CBR1000RR	04-07	PTZ10S	-	-	-
	CBX1000	-	-	-	-	-
	Super Sport	79-82	PTX20LBS-FS#	PTX20L-BS#	CB18L-A	-
	CBX1000	-	-	-	-	-
	Super Sport (Opt)	82	PIX50LBS-FS	PTX18L-BS	C50-N18L-A-LM	C50-N18L-A3
	GL1000F Gold Wing	75-79	PIX50LBS-FS	PTX18L-BS	C50-N18L-A-LM	C50-N18L-A3
	RVT1000R RC51	00-06	PTZ12S	-	-	-
	VTR1000F	-	-	-	-	-
	Super Hawk	01-05	PTZ12S	-	-	-
	VTR1000	-	-	-	-	-
	Super Hawk	97-00	PTX12BS-FS	PTX12-BS	-	-
	VF1000R,F	84-86	-	-	CB16B-A	-
954	CBR954RR	02-03	PTZ10S	-	-	-
929	CBR929RR,RE	00-01	PTZ10S	-	-	-
919	CB900F (919)	02-06	PTZ10S	-	-	-
900	CB900C,F	80-82	PTX14AHLBS-FS	PTX14AHL-BS	CB14L-A2	-
	CBR900,RR	93-99	PTX9BS-FS	PTX9-BS	-	-
800	PC800 Pacific Coast	89-98	PTX12BS-FS	PTX12-BS	-	-
	VFR800,	-	-	-	-	-
	A Interceptor, ABS	02-11	PTZ12S	-	-	-
	VF800FI Interceptor	98-01	PTX12BS-FS	PTX12-BS	-	-
	VT800C Shadow	88	PTX14AHLBS-FS	PTX14AHL-BS	CB14-B2	-
750	CB750 Nighthawk	91-03	PTX14AHLBS-FS	PTX14AHL-BS	CB14A-2	-
	CB750AHondomatic	76-78	PIX50LBS-FS	PTX18L-BS	C50-N18L-A-LM	C50-N18L-A3
	CB750C Custom	80-82	PTX14AHLBS-FS	PTX14AHL-BS	CB14L-A2	-
	CB750F SuperSport	75-82	PTX14AHLBS-FS	PTX14AHL-BS	CB14L-A2	-
	CB750K Four	69-82	PTX14AHLBS-FS	PTX14AHL-BS	CB14L-A2	12N14-3A
	CB750C Limited Ed.	79	PTX14AHLBS-FS	PTX14AHL-BS	CB14L-A2	-
	CB750C Nighthawk	82-83	PTX14AHLBS-FS	PTX14AHL-BS	CB14L-A2	-
	RVF750R (RC45)	94	PTX9BS-FS	PTX9-BS	-	-
	VF750C V45 Magna	88	-	-	CB12A-A	-
	VF750C V45 Magna	82-83	PTX14AHLBS-FS	PTX14AHL-BS	CB14A-2	-
	VF750C,C2, D Magna	94-03	PTX12BS-FS	PTX12-BS	-	-
	VF750F V45	-	-	-	-	-
	Interceptor	83-84	PTX14AHLBS-FS	PTX14AHL-BS	CB14A-2	-
	VF750S V45 Sabre	82-83	PTX14AHLBS-FS*	PTX14AHL-BS*	SCB14L-A2*	CB12A-B
	VF750F Interceptor	86	-	-	-	-
	VFR750F	90-97	PTX12BS-FS	PTX12-BS	-	-
	VFR750R (RC30)	90	PTX9BS-FS	PTX9-BS	-	-
	VT750C,CA,C2	-	-	-	-	-
	Shadow Spirit, Aero	07-09	PTZ12S	-	-	-
	VT750C,CA	04-08	PTZ12S	-	-	-
	VT750C Shadow	98-00	PTX14BS-FS	PTX14-BS	-	-
	VT750CD,CD2	-	-	-	-	-
	Shadow Deluxe	98-02	PTX14BS-FS	PTX14-BS	-	-
	VT750CDA,B,C, D Shadow	-	-	-	-	-
	A.C.E. Deluxe	02-03	PTX14BS-FS	PTX14-BS	-	-
	VT750C Shadow	83	-	-	HCB16A-AB	-
	VT750DC Shadow	-	-	-	-	-
	Spirit	01-07	PTZ14S	-	-	-
	VT750RS,C2B	10-11	PTZ14S	-	-	-
700	CB700SC	-	-	-	-	-
	Nighthawk'S'	87	-	-	CB14L-A1	-
	NT700V	10-11	PTZ14S	-	-	-
	VF700C Magna	87	-	-	CB12A-A	-
	VF700C Magna	84-86	PTX14AHLBS-FS	PTX14AHL-BS	CB14A-2	-
	VF700F Interceptor	84-85	PTX14AHLBS-FS	PTX14AHL-BS	CB14A-2	-
	VF700S Sabre	84-85	PTX14AHLBS-FS	PTX14AHL-BS	CB14L-A2	-
	VF700F Interceptor	86-87	-	-	CB12A-B	-
	VT700C Shadow	86-87	PTX14AHLBS-FS	PTX14AHL-BS	CB14-B2	-
	VT700C Shadow	84-85	-	-	HCB16A-AB	-
680	DN-01	09-11	PTZ14S	-	-	-
650	CB650, Custom	79-82	-	-	CB12A-A	-
	CB650SC	-	-	-	-	-
	Nighthawk	83-85	-	-	CB12AL-A	-

* Please see battery cross reference chart on page 5 for optional upgrades.

< Requires use of cover/spacer kit.

† Must use factory activated battery.

The PTX20 series batteries may be used as an optional upgrade, but some modification to the hold down may be necessary. See battery label for retrofit cautions.

+ Eliminates need for sensor (needs to be disabled).

• This battery includes a sensor.



MOTORCYCLE BATTERY APPLICATIONS

HONDA (Continued)

cc	Model	Year	Factory Sealed, Maintenance Free	Sealed Maintenance Free	High Performance	Conventional
650	CB650SC				CB12A-A	
	Nighthawk	82			CB12A-A	
	CX650C Custom	83	PTX14AHBS-FS	PTX14AH-BS	CB14A-2	
	CX650T Turbo	83	PTX14AHLBS-FS	PTX14AHL-BS	CB14L-A2	
	GL650I Silver Wing Interstate	83	PTX14AHLBS-FS	PTX14AHL-BS	CB14L-A2	
	NT650 Hawk GT	88-91	PTX9BS-FS	PTX9-BS		
	NT650V			PTR9-BS		
	NX650	88-89	PTX9BS-FS	PTX9-BS		
	SLR650			PTR9-BS		
	Vigor 650			PTR9-BS		
	XR650L	93-10	PTX9BS-FS	PTX9-BS		
600	CB600F	04-06	PTX7LBS-FS	PTX7L-BS		
	CBR600	87-00	PTX9BS-FS	PTX9-BS		
	CBR600F4i, 600RR	01-11	PTZ10S			
	VT600C,CD					
	Shadow Deluxe	04-07	PTZ10S			
	VT600C,CD Shadow Deluxe, VLX	88-03	PTX9BS-FS	PTX9-BS		
	XL600R	83-87			CB3L-A	
	XL600V Transalp	89-90			CB12A-B	
550	CB550 Four, K, SS	74-78			CB12A-A	12N12A-4A-1
	CB550SC					
	Nighthawk	83			CB12AL-A	
500	CB500 Four, Twin	71-76			CB12A-A	12N12A-4A-1
	CB500, C,D,T	78-82	PTX14AHLBS-FS	PTX14AHL-BS	CB14L-A2	
	FT500 Ascot	82-83	PTX14AHLBS-FS	PTX14AHL-BS	CB14L-A2	
	GB500	89-90			CB12A-B	
	GL500,I Silver Wing	81-82	PTX14AHLBS-FS	PTX14AHL-BS	CB14L-A2	
	VF500C V30 Magna	84-85			CB12A-A	
	VF500F Interceptor	84-86			CB12A-A	
	VF500C Shadow	83-86			CB12A-A	
	VF500T Ascot	83-84			CB12A-A	
	XL500R	82			CB3L-A	
	XL500S	79-81				6N4-2A-4
450	CB450, SS	67-74			CB12A-A	12N12A-4A-1
	CB400A	78			CB12A-A	
	CB450SC					
	Nighthawk,T	82-86			CB12A-A	
	CL450 Scrambler	67-74			CB12A-A	12N12A-4A-1
	CMX450C					
	CRF450X	05-09	PTZ7S			
	Hondomatic,E	82-83			CB12A-A	
	CMX450C Rebel	86-87			CB12A-A	
400	CB400F CB-1	89-90	PTX9BS-FS	PTX9-BS		
	CB400F SuperSport	75-77			CB12A-A	12N12A-4A-1
	CB400T Hawk, HawkII	78-81			CB12A-A	
	CB400TI Hawk I	78-79			CB9-B	12N9-4B-1
	CM400 (All)	79-81			CB12A-A	
360	CB360, G, T	74-76			CB12A-A	12N12A-4A-1
	CJ360T	76-77			CB9-B	12N9-4B-1
	CL360 Scrambler	74-75			CB12A-A	12N12A-4A-1
350	CB350 Super Sport4	68-74			CB12A-A	12N12A-4A-1
	CL350 Scrambler	68-73			CB12A-A	12N12A-4A-1
	SL350 Motosport	70-73				12N5-4B
	SL350 Motosport	69-70			CB12A-A	12N12A-4A-1
	XL350	74-78				6N6-3B
	XL350R	84-85			CB3L-A	
305	CA77 Dream Touring (late)	63-69				12N9-3A-1
	CB77 Super hawk	61-68				12N9-3A-1
	CL77 Scrambler	65-68				12N5-4B
250	CBR250R	11	PTX7LBS-FS	PTX7L-BS		
	CMX250C Rebel	96-11	PTX7LBS-FS	PTX7L-BS		
	CA72 Dream Touring (late)	63-66				12N9-3A-1
	CB250 Nighthawk	91-09	PTX7LBS-FS	PTX7L-BS		
	CL72 Hawk	61-66				12N9-3A-1
	CL72 Scrambler	62-65				12N5-4B
	CM250C Custom	82-83			CB9-B	
	CMX250C Rebel	96-11	PTX7LBS-FS	PTX7L-BS		
	CMX250C Rebel, LTD	85-87			CB9L-B	
	CRF250X	04-09	PTX5LBS-FS	PTX5L-BS		
	MT250 Elsinore	74-76				6N6-3B
	NX250	88-90	PTX7LBS-FS	PTX7L-BS		
	VTR250					

HONDA (Continued)

cc	Model	Year	Factory Sealed, Maintenance Free	Sealed Maintenance Free	High Performance	Conventional
250	Interceptor VTR	88-90			CB9-B	
	SM250	09-11	PTZ12S			
	XL250	72-76				6N6-3B
	XL250R	82-87			CB3L-A	
	XL250S	78-81				6N4-2A-4
	XL250L	91-96	PTX4LBS-FS	PTX4L-BS		
	CRF230F,L (Exp.07)	03-10	PTX5LBS-FS	PTX5L-BS		
	CRF230L	08-10	PTZ7S			
200	CB200	74-76			CB9-B	12N9-4B-1
	CL, CB200					
	Scrambler	74			CB9-B	12N9-4B-1
	CM200T Twinstar	81-82			CB9-B	12N9-4B-1
	CM200T Twinstar	80				6N12A-2D
	TLR200 Reflex	86-87	PTX4LBS-FS	PTX4L-BS		
	TR200 Fat Cat	87	PTX7ABS-FS	PTX7A-BS		
	TR200 Fat Cat	86	PTX9BS-FS	PTX9-BS		
	XL200R	83-84			CB3L-A	
185	CM185T Twinstar	78-79				6N12A-2D
	XL185S	79-83				6N4-2A-4
175	CA175 Touring (CD175)	68-69				B54-6
	CA175 Touring (CD175K3)	69-70				6N12A-2D
	CB175,					
	K Super Sport	69-73			CB9-B	12N9-4B-1
	CL175, K Scrambler	68-73			CB9-B	12N9-4B-1
	SL175 Motosport	70-72				12N5-4B
	XL175	73-78				6N6-3B
160	CB160 Sport	65-69			CB9-B	12N9-4B-1
	CL160 Scrambler	66-68			CB9-B	12N9-4B-1
150	CRF150	06-07	PTX5LBS-FS	PTX5L-BS		
125	CB125S	81-82				6N6-3B-1
	CB125S	73-80				6N6-3B
	CL125A Scrambler (Twin)	67-69				B54-6
	CL125S Scrambler	73-75				6N4C-18
	CT125 Trail	77				6N4C-18
	MT125Elsinore	74-76				6N6-3B
	NX125	88-90	PTX7LBS-FS	PTX7L-BS		
	SL125 Motosport	71-73				6N6-3B
	SS125A Super Sport	67-69				B54-6
	XL125	74-78				6N4C-1B
	XL125S	79-84				6N4-2A-4
	XL125S	85			CB2.5L-C	
110	C110	09-10	PTZ7S			
	CT110 Trail	86				6N4-2A-4
	CT110 Trail	80-84				6N4-2A-8(6)
100	CB100 Super Sport	70-72				6N6-3B
	CL100, S Scrambler	70-73				6N6-3B
	SL100 Motosport	70-73				6N6-3B
	XL100	77-78				6N4C-1B
	XL100	74-76				6N6-3B
	XL100S	83-85				6N4-2A-4
	XL100S	81-82				6N4C-1B
	XL100S	79-80				6N4-2A-4
90	CA200 Honda (C200 Touring 90)	63-66				6N6-1D-2
	CL90,L 5HP Scrambler	67-70				6N5.5-1D
	CM91 Honda90 (C90M)	66-69				6N6-1B
	CT200 Trail 90	64-66				6N5.5-1D
	CT90 Trail	66-79				6N5.5-1D
	EZ90 Cub	91-96	PTX5LBS-FS	PTX5L-BS		
	S90 Super (CS90)	64-69				6N6-1B
	SL90 Motosport	69				6N5.5-1D
	ST90 Trail Sport	73-75				6N5.5-1D
80	XL80S	83-85				6N4-2A-8(6)
	XL80S	80-82				6N4C-1B
	XL75	77-79				6N4C-1B
70	C70 Passport	82-83			CB5L-B	
	C70 Passport	80-81				6N11-2D
	CM70 Honda	70-73				6N11-2D
	CL70 Scrambler	69-73				6N5.5-1D-1
	CT70	91-94	PTX4LBS-FS	PTX4L-BS		
	CT70 Trail	80-82				6N4-2A-8(6)
	CT70 Trail	74-79				6N4C-1B
	CT70 Trail, 70H	69-71				6N2A-2C
	CT70, 70H	72-73				6N2A-2C-3

MOTORCYCLE BATTERY APPLICATIONS

HONDA (Continued)

cc	Model	Year	Factory Sealed, Maintenance Free	Sealed Maintenance Free	High Performance	Conventional
70	SL70 Motosport	73				6N2A-2C-3
	SL70 Motosport	71-72				6N2A-2C
	XL70	74-76				6N4C-1B
65	S65 Sport (CS65)	65-69				6N2-2A
55	C, CA 105T Trail	62-65				6N2-2A
50	C, 100, T, CA100, T, C110, CA110	59-69				6N2-2A
	MB5	82			CB2.5L-C	
	NA50 Express II	80-81				6N4-2A-8(6)
	NA50 Express II	79				6N2-2A
	NC50 Express	80-83				6N4-2A-8(6)
	NC50 Express	78-79				6N2-2A
	NC50 Express	77				6N2A-2C-3
	NS50F	90			CB3L-A	
	NU50 Urban					
	Express	82-83			CB2.5L-C-1	
	NU50M Urban					
	Express DLx	82-83			CB4L-B	
	NX50M Express SR	81-82			CB4L-B	
	ZB50	88	PTX4LBS-FS	PTX4L-BS		

INDIAN

cc	Model	Year	Factory Sealed, Maintenance Free	Sealed Maintenance Free	High Performance	Conventional
1638	Chief	02-03	PIX50LBS-FS	PIX50L-BS		
1442	Scout, Spirit	02-03	PTX20BS-FS	PTX20-BS		
	All Models	99-01	PTX20BS-FS	PTX20-BS		

KAWASAKI

cc	Model	Year	Factory Sealed, Maintenance Free	Sealed Maintenance Free	High Performance	Conventional
2000	VN2000-A Vulcan	04-11		PTX16-BS*		
1700	VN1700 Voyager, Nomad, Vaquero	09-11		PTX16-BS*		
1600	VN1600					
	Vulcan Classic	03-09		PTX16-BS*		
	VN1600					
	Mean Streak	04-09		PTX16-BS*		
1500	VN1500					
	Vulcan 88, SE	87-98	PIX50LBS-FS	PIX50L-BS	C50-N18L-A-LMC	C50-N18L-A3
	VN1500-C Vulcan L	96-97	PIX50LBS-FS	PIX50L-BS	C50-N18L-A-LMC	C50-N18L-A3
	VN1500-G,J,L,R, Vulcan Nomad, Drifter	99-05		PTX16-BS*		
	VN1500-D,E,N					
	Vulcan Classic	96-09		PTX16-BS*		
	VN1500 P Vulcan					
	Mean Streak	02-03		PTX16-BS*		
1400	ZG1400 Concours	08-11	PTX14BS-FS	PTX14-BS		
	ZX14 Ninja	06-11	PTX14BS-FS	PTX14-BS		
1300	KZ1300 Touring	79-82	PIX50LBS-FS	PIX50L-BS	C50-N18L-A-LM	C50-N18L-A3
	ZN1300-A Voyager	83-88				12N24-3
1200	ZG1200					
	Voyager XII	86-03	PIX50LBS-FS+	PIX50L-BS+	SC50-N18L-AT*	
	ZRX1200R	01-05	PTX14BS-FS	PTX14-BS		
	ZRX1200 DAEG	09-11	PTX12BS-FS	PTX12-BS		
	ZX-12R	00-05	PTX14BS-FS	PTX14-BS		
	ZZR1200	02-05	PTX14BS-FS	PTX14-BS		
1100	KZ1100-A,LTD	81-83	PTX20LBS-FS#	PTX20L-BS#	CB18L-A	
	KZ1100-B GP	82	PTX19LBS-FS+	PTX19L-BS+	CB16L-B**	
	KZ1100-B GP	81	PTX19LBS-FS	PTX19L-BS	CB16L-B	
	ZN1100-B LTD	84-85	PTX14AHLBS-FS	PTX14AHL-BS	CB14L-A2	
	ZR1100	92-95		PTX16-BS*		
	ZRX1100	99-00	PTX14BS-FS	PTX14-BS		
	ZX1100-A GPZ	83-84	PTX19LBS-FS+	PTX19L-BS+	CB16L-B**	
	ZX1100-C					
	Ninja ZX-11	90-93	PTX14AHLBS-FS	PTX14AHL-BS	CB14L-A2	
	ZX1100-D					
	Ninja ZX-11 (CN)	93-94	PTX14BS-FS	PTX14-BS		
	ZX1100-D					
	Ninja ZX-11	95-01	PTX14BS-FS	PTX14-BS		
	ZX1100-E					
	(GPz1100), ABS	95-97	PTX14BS-FS	PTX14-BS		
1000	ZX10R	11	PT7S			
	KZ1000-P Police	02-03	PTX20LBS-FS*	PTX20L-BS		
	KZ1000-P Police	05	PTX20LBS-FS*	PTX20L-BS		
	KZ1000-P Police	82-01	PTX20LBS-FS#	PTX20L-BS#	CB18L-A	

KAWASAKI (Continued)

cc	Model	Year	Factory Sealed, Maintenance Free	Sealed Maintenance Free	High Performance	Conventional
1000	KZ1000-C Police	80-81	PTX19LBS-FS	PTX19L-BS	CB16L-B	
	KZ1000-C Police, Z1-R	78-79	PTX14AHLBS-FS	PTX14AHL-BS	CB14L-A2	
	KZ1000,LTD	77-80	PTX14AHLBS-FS	PTX14AHL-BS	CB14L-A2	
	KZ100-E ST,Shaft	79-80	PTX19LBS-FS	PTX19L-BS	CB16L-B	
	KZ1000-G Classic	80	PTX14AHLBS-FS	PTX14AHL-BS	CB14L-A2	
	KZ1000,LTD,CSR	81-83	PTX20LBS-FS#	PTX20L-BS#	CB18L-A	
	KZ1000-R Replica	82-83	PTX20LBS-FS#	PTX20L-BS#	CB18L-A	
	Z1000	03-11	PTX9BS-FS	PTX9-BS		
	ZG1000A Concours	86-06	PTX20LBS-FS#	PTX20L-BS#	CB18L-A	
	ZL1000-A	87	PTX14AHLBS-FS	PTX14AHL-BS	CB14L-A2	
	ZX10R	86-90	PTX14AHLBS-FS	PTX14AHL-BS	CB14L-A2	
	ZX1000-A Ninja	86-90	PTX14AHLBS-FS	PTX14AHL-BS	CB14L-A2	
	ZX1000-C Ninja (ZX10-R)	04-10	PT12B-4			
	ZX10R	11	PTZ7S			
900	KZ900, LTD	76-77			CB10L-A2	
	Vulcan 900 Classic	06-11	PTX12BS-FS	PTX12-BS		
	Z1 Series	73-75	PTX14AHLBS-FS	PTX14AHL-BS	CB14L-A2	12N14-3A
	ZL900-A Eliminator	85-86	PTX14AHLBS-FS	PTX14AHL-BS	CB14L-A2	
	ZX900-A Ninja	84-86	PTX14AHLBS-FS	PTX14AHL-BS	CB14L-A2	
	ZX900-B Ninja (ZX-9R)	94-97	PTX12BS-FS	PTX12-BS		
	ZX900-C, E, F Ninja (ZX-9R)	98-03	PTX9BS-FS	PTX9-BS		
800	VN800-A, B, E Vulcan, Classic, Drifter	04-06	PTX12BS-FS	PTX12-BS		
	VN800-A, B, C Vulcan, Classic, Drifter	95-03	PTX14BS-FS	PTX14-BS		
750	H2 Series	72-75				12N5.5-4A
	KZ750,LTD,CSR	76-79	PTX14AHLBS-FS*	PTX14AHL-BS*	SCB14L-A2*	
	KZ750-E,H,L,LTD	80-83			CB12A-A	
	KZ750-F,LTD, Spectre	83	PTX14AHLBS-FS	PTX14AHL-BS	CB14L-A2	
	KZ750-L Ninja	93	PTX9BS-FS	PTX9-BS		
	KZ750-R GP	82			CB12A-A**	
	VN750-A Vulcan	86-06	PTX14AHLBS-FS	PTX14AHL-BS	CB14L-A2	
	Z750 (EU)	09-11	PTX9BS-FS	PTX9-BS		
	ZN750-A LTD	84-85	PTX14AHLBS-FS	PTX14AHL-BS	CB14L-A2	
	ZR-7, S	00-05	PTX12BS-FS	PTX12-BS		
	ZR750	05-06	PTX9BS-FS	PTX9-BS		
	ZR750-C Zephyr	91-94	PTX12BS-FS	PTX12-BS		
	ZX750-E Turbo, GPz	83-85	PTX14AHLBS-FS*	PTX14AHL-BS*	SCB14L-A2*	
	ZX750-F Ninja	87-90	PTX14AHLBS-FS	PTX14AHL-BS	CB14L-A2	
	ZX750-H Ninja ZX-7 90				CB12AL-A**	
	ZX750-H Ninja ZX-7 89		PTX14AHLBS-FS	PTX14AHL-BS	CB14L-A2	
	ZX750-J Ninja ZX-7	91-95	PTX12BS-FS	PTX12-BS		
	ZX750 Ninja ZX, 7RR	91-97	PTX9BS-FS	PTX9-BS		
	ZX750-P Ninja					
	ZX-7R	96-03	PTX12BS-FS	PTX12-BS		
700	KZ700-A	84			CB12A-A	
	VN700-A Vulcan	85	PTX14AHLBS-FS	PTX14AHL-BS	CB14L-A2	
	ZN700-A LTD	84-85	PTX14AHLBS-FS	PTX14AHL-BS	CB14L-A2	
650	ER6n	09-11	PTX12BS-FS	PTX12-BS		
	KL650-A,E,KLR, KL650-B,Tengai	87-11	PTX14AHLBS-FS	PTX14AHL-BS	CB14L-A2	
	KLE650 Versys	08-11	PTX12BS-FS	PTX12-BS		
	KLX650C,R	93-96	PTX9BS-FS	PTX9-BS		
	KZ650SR, LTD, Custom	77-80			CB10L-A2	
	KZ650-H CSR	81-83			CB12A-A	
	Ninja 650R	06-11	PTX12BS-FS	PTX12-BS		
	W Series	66-70			CB7L-B	12N7-3B
	W650	00-02	PTX14BS-FS	PTX14-BS		
636	ZX636-B Ninja					
	ZX-6R	03-06	PTX9BS-FS	PTX9-BS		
600	KL600-A KLR	84			CB4L-A	
	KL600-B KLR	85-86	PTX14AHLBS-FS	PTX14AHL-BS	CB14L-A2	
	ZL600(All)	86-97			CB12A-A	
	ZX600-A,B,C, D Ninja	85-96			CB12A-A	
	ZX600-E,F Ninja					
	ZX-6,6R	93-02	PTX12BS-FS	PTX12-BS		
	ZX600-FA					
	Ninja ZX-6R	08-11	PTX9BS-FS	PTX9-BS		

* Please see battery cross reference chart on page 5 for optional upgrades.
 + Eliminates need for sensor (needs to be disabled).
 • This battery includes a sensor.

The PTX20 series batteries may be used as an optional upgrade, but some modification to the hold down may be necessary. See battery label for retrofit cautions.
 ** When ordering this battery, specify sensor.
 ** Must use existing terminal adaptor.



MOTORCYCLE BATTERY APPLICATIONS

KAWASAKI (Continued)

cc	Model	Year	Factory Sealed, Maintenance Free	Sealed Maintenance Free	High Performance	Conventional
600	ZX600-G,J Ninja	98-08	PTX9BS-FS	PTX9-BS		
	ZX6R/ZZR					
	ZX600-K,M Ninja	03-06	PTX9BS-FS	PTX9-BS		
	ZX6RR					
	ZZR600					
550	ZZR600	02-04	PTX12BS-FS	PTX12-BS		
	KZ550, LTD, GP	80-83			CB12A-A	
	KZ550-F LTD	84			CB12A-A++	
	KZ550-F Spectre	83			CB12A-A++	
	KZ550-H GP	82-83			CB12A-A**	
500	ZR550-B Zephyr	90-92			CB12A-A	
	ZX550-A GPz	84-86			CB12A-A**	
	EN500-A Vulcan	90-96			CB12A-A	
	EN500-C Vulcan	96-10				CB12AL-A2
	LTD					
450	EX500-A	87-93	PTX14AHLBS-FS	PTX14AHL-BS	CB14L-A2	
	EX500-D Ninja500R	94-10	PTX14AHLBS-FS	PTX14AHL-BS	CB14L-A2	
	H1 Series	73-75			CB9L-B	12N9-3B
	H1 Series	69-72			CB9-B	12N9-4B-1
	KH500-A	76			CB9L-B	12N9-3B
440	KLX450R	08-10	PTZ7S			
	EN450-A 454 LTD	85-90			CB12A-A	
	KZ440 (All)	80-83			CB12A-A	
	KH400-A	76-78				12N5.5-4A
	KLX400R,	03-04	PT7B-4			
KLX400SR						
400	KZ400 Deluxe	77-79			CB12A-A	12N12A-4A-1
	KZ400-C	78				12N5.5-4A
	KZ400-D, H	74-79			CB12A-A	12N12A-4A-1
	KZ400-S	75-77				12N5.5-4A
	S3 Series	74-75				12N5.5-4A
350	A7 Series	66-71			CB9-B	12N9-4B-1
	F5 Series	70-71				6N2-2A-3
	F9 Sreies	73-75				6N4B-2A-3
	F9 Sreies	72				6N2-2A-3
	S2 Series	72-73				12N5.5-4A
305	EX305-B GP	83			CB9L-A2	
	KZ305CSR, LTD	81-88			CB10L-A2	
	A1 Series	66-71			CB9-B	12N9-4B-1
	EL250,HS	88-93			CB9L-A2	
	EX250,Ninja 250R	08	PTX7ABS-FS	PTX7A-BS		
250	EX250,Ninja 250R	09-11	PTX9BS-FS	PTX9-BS		
	EX250 Ninja	95-07	PTX7LBS-FS	PTX7L-BS		
	EX250 Ninja	86-94			CB9L-A2	
	F4 Series	69-70				12N5.5-4A
	F8 Series	71-72				6N2-2A-3
200	F11 Series	73-75				6N4B-2A-3
	KE250-B	77-79				6N6-1D-2
	KH250-A	76				12N5.5-4A
	KL250 SuperSherpa	00-10	PTX7LBS-FS	PTX7L-BS		
	KL250	78-84				6N6-1D-2
175	KL250-D KLR	85-05			CB4L-A	
	KZ250 CSR, LTD	80-83			CB10L-A2	
	KLX250S	06-11	PTX7LBS-FS	PTX7L-BS		
	S1 Series	73-75				12N5.5-4A
	KZ200-A	78-79			CB10L-B	
125	F7 Series	71-75				6N4-2A-5
	KE175-B	76-78				6N6-1D-2
	BN125 Eliminator	01-10			CB9-B	
	F6 Series	71-73				6N4-2A-5
	KE125-A	76-83				6N6-1D-2
120	KS125 Series	74-75				6N6-1D-2
	C2SS RoadRunner	67-69				6N4-2A-3
	C2TR RoadRunner	67-69				6N4-2A-3
	G3SS Series	75				6N4-2A-5
	G3TR Series	71				6N4-2A-3#
100	G4TR Series	73-75				6N4-2A-5
	G4TR Series	70-72				6N4-2A-3
	G5 Series	74-75				6N4-2A-5
	G5 Series	72-73				6N4-2A-3
	KE100-A	79-81				6N6-1D-2
90	KE100-A	76-78				6N4-2A-5
	KE100-B	82-01				6N6-1D-2
	KH100-B	76-77				6N4-2A-5
	KM100-A	79-81				6N6-1D-2
	KM100-A	76-78				6N4-2A-5
90	KV100-A	76				6N4-2A-5
	G3SS Series	73-74				6N4-2A-5

++ Must use existing terminal adaptor.
 ** When ordering this battery, specify sensor.
 # G3SS & G3TR models having the engine production #235611 and above, use a 6N4-2A-5 battery.
 • Please see battery cross reference chart on page 5 for optional upgrades.

KAWASAKI (Continued)

cc	Model	Year	Factory Sealed, Maintenance Free	Sealed Maintenance Free	High Performance	Conventional
90	G3SS Series	69-72				6N4-2A-3#
	G3TR Series	69-70				6N4-2A-3#
	MC1 Series	73-75				6N4-2A-5

POLARIS

cc	Model	Year	Factory Sealed, Maintenance Free	Sealed Maintenance Free	High Performance	Conventional
1731	Vegas Jackpot, Ness, Hammer, Vison	08-11	PTX20HLBS-FS			
	V92C, DC Classic	98-04	PTX20LBS-FS*	PTX20L-BS		
	Deluxe, Cruiser	98-04	PTX20LBS-FS*	PTX20L-BS		
	V92SC	00-01	PTX20LBS-FS*	PTX20L-BS		
	Sport Cruiser	00-01	PTX20LBS-FS*	PTX20L-BS		
	V92TC	02-06	PTX20LBS-FS*	PTX20L-BS		
	Touring Cruiser	02-06	PTX20LBS-FS*	PTX20L-BS		
	Vegas, Kingpin	03-05	PTX20LBS-FS*	PTX20L-BS		
	8-ball, Hammer	03-05	PTX20LBS-FS*	PTX20L-BS		

SUZUKI

cc	Model	Year	Factory Sealed, Maintenance Free	Sealed Maintenance Free	High Performance	Conventional
1800	VZR1800 (M109R)	06-11			PTX20CH-BS	
	VLR1800 (C109R)	08-11			PTX20CH-BS	
1600	Marauder	04-05			PTX16-BS*	
	Boulevard M95	04-05			PTX16-BS*	
1500	VL1500 Intruder	98-11			PTX16-BS-1	
	Boulevard C90, T	98-11			PTX16-BS-1	
1400	VZ1500 Boulevard	09-11			PTX20CH-BS	
	M90	09-11			PTX20CH-BS	
1400	GV1400GC,D	86-88	PIX50LBS-FS+	PIX50L-BS+	SC50-N18L-AT*	
	T Cavalcade	86-88	PIX50LBS-FS+	PIX50L-BS+	SC50-N18L-AT*	
1300	VS1400GL Intruder	87-11			PTX16-BS-1	
	GLP, S83	87-11			PTX16-BS-1	
1300	GSX1300BK B-King	08-11	PTX12BS-FS		PTX12-BS	
	GSX1300R					
1250	Z Hayabusa	08-11	PTX12BS-FS	PTX12-BS		
	GSX1300R					
1250	Hayabusa	99-07	PTX12ABS-FS	PTX12A-BS		
	GSF1250F,A Bandit	07-11	PTX12ABS-FS	PTX12A-BS		
1200	GSF1200,S Bandit	97-05	PTX12BS-FS	PTX12-BS		
	GV1200GL Madura	85-86	PTX14AHLBS-FS*	PTX14AHL-BS	CB14L-B2	
1150	GS1150E,S	83-86	PTX14AHLBS-FS*	PTX14AHL-BS+SCB14L-B2*		
	GS1100E,S	80-83	PTX14AHLBS-FS*	PTX14AHL-BS+SCB14L-A2*		
1100	GS1100G,K,L	82-84	PTX14AHLBS-FS*	PTX14AHL-BS	CB14L-A2	
	Katana	82-84	PTX14AHLBS-FS*	PTX14AHL-BS	CB14L-A2	
1000	GSX-R1100	86-92	PTX14AHLBS-FS*	PTX14AHL-BS	CB14L-A2	
	GSX-R1100	93-98	PTX12BS-FS	PTX12-BS		
1000	GSX1100F Katana	88-93	PTX14AHLBS-FS*	PTX14AHL-BS	CB14L-B2	
	GSX1100G	91-93	PTX14BS-FS	PTX14-BS		
1000	DL1000 V-Strom	02-11	PTX14BS-FS	PTX14-BS		
	GS1000	78-82	PTX14AHLBS-FS*	PTX14AHL-BS	CB14L-A2	
900	GSX-R1000	01-04	PTX12BS-FS	PTX12-BS		
	GSX-R1000	05-11	PTX12BS-FS	PTX12A-BS		
850	SV1000,S	03-07	PTX14BS-FS	PTX14-BS		
	TL1000R	98-03	PTX12ABS-FS	PTX12A-BS		
800	TL1000S	97-01	PTX12BS-FS	PTX12-BS		
	RF900, R, S, ZS	94-97	PTX9BS-FS	PTX9-BS		
800	GS850G,GL	79-83	PTX14AHLBS-FS*	PTX14AHL-BS	CB14L-A2	
	VL800 Intruder					
800	Volusia, Boulevard					
	C50,T, M50	01-10	PTX12BS-FS	PTX12-BS		
750	VS800 GL	92-11				CB16B-A1
	S Intruder,S50	92-11				CB16B-A1
750	VX800	90-93				CB16B-A
	VZ800 Marauder	97-08	PTX12BS-FS	PTX12-BS		
750	GS750, Katana	77-83	PTX14AHLBS-FS*	PTX14AHL-BS	CB14L-A2	
	GSX750F Katana	98-06	PTX9BS-FS	PTX9-BS		
750	GSX750F Katana	89-97	PTX14AHLBS-FS*	PTX14AHL-BS	CB14L-B2	
	GSX-R750	00-11	PTX12ABS-FS	PTX12A-BS		
750	GSX-R750	96-99	PTX9BS-FS	PTX9-BS		
	GSX-R750	86-92	PTX14AHLBS-FS*	PTX14AHL-BS	CB14L-A2	
750	GSX-R750W	93-95	PTX9BS-FS	PTX9-BS		
	GT750 LeMans	72-77	PTX14AHLBS-FS*	PTX14AHL-BS	CB14L-A2	
700	VS750GLP Intuder	88-91				CB16B-A1
	GS700E, GS700ES	85	PTX14AHLBS-FS*	PTX14AHL-BS	CB14L-A2	
650	GV700GL Madura	85	PTX14AHLBS-FS*	PTX14AHL-BS	CB14L-B2	
	VS700GL Intruder	85-87				CB16B-A1
650	DL650 V-Strom	04-11	PTX12BS-FS	PTX12-BS		
	DR650S ER, ES	94-95	PTX12BS-FS	PTX12-BS		

+ Eliminates need for sensor (needs to be disabled).
 • This battery includes a sensor.

MOTORCYCLE BATTERY APPLICATIONS

SUZUKI (Continued)

cc	Model	Year	Factory Sealed, Maintenance Free	Sealed Maintenance Free	High Performance	Conventional
650	R650S, N, P	92-93	PTX4LBS-FS	PTX4L-BS		
	DR650S	90-91			CB5L-B	12N5-3B
	DR650SE	98-11	PTX9BS-FS	PTX9-BS		
	DR650SE(CN)	96-97	PTX9BS-FS	PTX9-BS		
	DR650SE	96-97			CB10L-B2	
	GR650 Tempter, X	83	PTX14AHLBS-FS	PTX14AHL-BS	CB14L-A2	
	GSX650F	08-11	PTX9BS-FS	PTX9-BS		
	GS650E	81-82			CB10L-A2	
	CS650 (All)	81-83	PTX14AHLBS-FS	PTX14AHL-BS	CB14L-A2	
	LS650 Savage, S40	86-11	PTX14AHLBS-FS	PTX14AHL-BS	CB14L-B2	
	SV650	99-02	PTX12ABS-FS	PTX12A-BS		
	SV650,A,SA	03-11	PTX12ABS-FS	PTX12A-BS		
	SV650,S	08-11	PTX12BS-FS	PTX12-BS		
	SFV650 Gladius	09-11	PTX12ABS-FS	PTX12A-BS		
	XN85 Turbo	83	PTX14AHLBS-FS	PTX14AHL-BS	CB14L-A2	
620	QUV620F	05	PTX20LBS-FS*	PTX20L-BS		
600	GSF600S Bandit	96-03	PTX9BS-FS	PTX9-BS		
	GSX-R600	97-11	PTX9BS-FS	PTX9-BS		
	GSX-R600W	92-93	PTX9BS-FS	PTX9-BS		
	GSX600F Katana	98-06	PTX9BS-FS	PTX9-BS		
	GSX600F Katana SP600	88-97			CB10L-B2	
	RF600R,S	85			CB5L-B	12N5-3B
	RF600R,S	94-96	PTX9BS-FS	PTX9-BS		
550	GS550E,L,M,TX	77-82			CB10L-A2	
	GS550E,ES,L	83-86			CB10L-B	
	GT550 Indy	72-77				12N11-3A-1
500	GS500,F	01-11			CB10L-B2	
	GS500E	89-00			CB10L-B2	
	GT500 Titan	76-77			CB7-A	12N7-4A
	SP500	81-83				6N4B-2A
	T500 Titan	68-75			CB7-A	12N7-4A
450	GS450	83-88			CB12B-B2	
	GS450	80-82			CB10L-A2	
425	GS425,GS425E,L	79			CB10L-A2	
400	DR-Z400,E,S,SM	00-11	PT7B-4			
	GN400T,X	80-82				6N4B-2A
	GS400	77-78			CB10L-A2	
	GS400X	77-78			CB7-A	12N7-4A
	GSF400 Bandit SP400	91-93	PTX9BS-FS	PTX9-BS		
	TS400 Apache	80				6N4B-2A
	TS400 Apache	76-77				6N4B-2A
	TS400 Apache	72-75			CB5L-B	12N5-3B
380	GT380 Sebring	72-77			CB7-A	12N7-4A
370	SP370	78-79				6N4B-2A
350	DR350S	90-96	PTX4LBS-FS	PTX4L-BS		
	DR350SE	94-99	PTX7LBS-FS	PTX7L-BS		
	T350 Series	79			CB5L-B	12N5-3B
305	Scramble TC305	69			CB5L-B	12N5-3B
	T305	69			CB5L-B	12N5-3B
300	GS300L	82-85			CB12B-B2	
250	DR250S	90-92	PTX4LBS-FS	PTX4L-BS		
	DR250S EP, ER, ES	93-95	PTX7LBS-FS	PTX7L-BS		
	DR-Z250	01-07	PTZ7S			
	GN250	82-88			CB10L-A2	
	GS250T	80-81			CB10L-A2	
	GT250 Hustler	73-77			CB5L-B	12N5-3B
	GZ250	99-11	PTX7LBS-FS	PTX7L-BS		
	Model T20	69			CB5L-B	12N5-3B
	SP250	82-85				6N4B-2A
	Scrambler TC250	69			CB5L-B	12N5-3B
	T250,T250II,T250J,	72			CB5L-B	12N5-3B
	T250R	73-81				6N4B-2A
	TS250 Savage	69-72				6N2-2A-4
	TU250X	09-11	PTX7LBS-FS	PTX7L-BS		
200	DR200SE	96-11	PTX7LBS-FS	PTX7L-BS		
	SP200	86-88			CB4L-B	
	T200, TC200				CB5L-B	12N5-3B
185	GT185 Adventurer	73-77				12N11-3A-1
	TC185 Ranger	74-77				12N11-3A-1
	TS185 Sierra	77-81				6N4B-2A
	TS185 Sierra	71-76				6N4-2A
125	DR125, SE, SES	94-96	PTX7LBS-FS	PTX7L-BS		
	GN125, E	91-96			CB7-A	
	GN125, E	82-83			CB7-A	
	RV125 SE, R	94	PTX7LBS-FS	PTX7L-BS		
	RV125 Tracker	73-77				6N4-2A
	SP125	86-88				6N4-2A
	SP125	82-83				6N4B-2A
	TC125 Prospector	73-77				6N4B-2A

SUZUKI (Continued)

cc	Model	Year	Factory Sealed, Maintenance Free	Sealed Maintenance Free	High Performance	Conventional
125	TS125 Duster	71-81				6N4B-2A
120	B120P					6N4-2A
	TC120,TC120II, TC120R	71				6N4B-2A
105	B105P					6N4-2A
100	A100 Go-fer	76-77				6N4-2A
	A100 Go-fer	69				6N4-2A
	B100P					6N4-2A
	SP100	83				6N4B-2A
	Scrambler AC100	69				6N4-2A
	Sport AS100	69				6N4-2A
	TC100 Blazer	73-77				6N4-2A
	TS100 Honcho	78-81				6N4B-2A
	TS100 Honcho	73-77				6N4-2A
90	RV90 Rover	73-77				6N4B-2A
	TC90					6N4-2A
	RV90 Rover	72				6N2-2A-4
	TC90J, TC90R					6N2-2A-4
	Model K10, Model K10P	68				6N4-2A
80	Sport 80 (Models K11&K11P)	68				6N4-2A
	Trail 80 (Models K15&K15P)	68				6N4-2A
75	TS75 Colt	75-77				6N4-2A
70	DR-Z70	08-09			PTX4B-BS	
55	Model 31	68				6N2-2A-4
50	AC50, AS50	71				6N4-2A
	OR50	79-80				6N4B-2A
	Sport 50 (Model M12)	68				6N4-2A
	TS50J, TS50K	74				6N4-2A
	TS50L, TS50R	74				6N4-2A

YAMAHA

cc	Model	Year	Factory Sealed, Maintenance Free	Sealed Maintenance Free	High Performance	Conventional
1854	Roadliner, Stratoliner	06-11	PT14B-4			
1700	VMAX	09-11	PTZ14S			
	XV17P Road Star Warrior	02-08	PT14B-4			
	XV1700A Road Star Silverado	04-09	PTX20LBS-FS*	PTX20L-BS		
	XV17AT Road Star Silverado	08-11	PT14B-4			
	MT-01 (EU)	05-11	PT14B-4			
1600	XV1600 Road Star (All)	99-03	PTX20LBS-FS*	PTX20L-BS		
1300	FJR1300, A	03-11	PT14B-4			
	XVZ13 Royal Star/ Venture (All)	96-11	PTX20LBS-FS*	PTX20L-BS		
	XVZ13 Venture/Royal	86-93	PIX50LBS-FS+	PIX50L-BS+	SC50-N18L-AT*	
	XJR1300 (EU)	07-11	PTZ14S			
	XVS13AY V-Star	09-11	PTX20LBS-FS*	PTX20L-BS		
1200	XT1200Z Super Tenere	11	PTZ12S			
	FJ1200 (All)	91-93	PTX14BS-FS	PTX14-BS		
	FJ1200	86-90	PTX14AHLBS-FS	PTX14AHL-BS	CB14L-A2	
	VMX12 V-Max	85-07			CB16AL-A2	
	XVZ12 Venture/Royale	83-85	PIX50LBS-FS+	PIX50L-BS+	SC50-N18L-AT*	
	FJ1100	84-85	PTX14AHLBS-FS	PTX14AHL-BS	CB14L-A2	
	XJ1100 Maxim	82	PIX50LBS-FS+	PIX50L-BS+	SC50-N18L-AT*	
	XS1100 (All)	78-81	PIX50LBS-FS	PTX18L-BS	C50-N18L-A-LM	C50-N18L-A3
	XV1100 Virago(All)	86-99	PIX50LBS-FS	PTX18L-BS	C50-N18L-A-LM	C50-N18L-A3
	XVS1100 V-Star(All)	99-10	PT14B-4			
1000	FZR1000	91-95	PTX14BS-FS	PTX14-BS		
	FZR1000	87-90	PTX14AHLBS-FS	PTX14AHL-BS	CB14L-A2	
	FZS1000 FZ1	01-05	PT14B-4			
	FZS1000 FZ1	06-11	PTZ14S			
	GTS1000	93-94	PTX14BS-FS	PTX14-BS		
	XV1000 Virago	84-85	PIX50LBS-FS	PTX18L-BS	C50-N18L-A-LM	C50-N18L-A3
	YZF-R1	99-03	PT12B-4			
	YZF-R1	04-11	PTZ10S			
	YZF1000R	97-98	PTX14BS-FS	PTX14-BS		
950	XV95CT,Y V-Star	09-11	PTZ14S			
920	XV920 Virago	82	PIX50LBS-FS+	PIX50L-BS+	SC50-N18L-AT*	

* Please see battery cross reference chart on page 5 for optional upgrades.
+ Eliminates need for sensor (needs to be disabled).

* This battery includes a sensor.



MOTORCYCLE BATTERY APPLICATIONS

YAMAHA (Continued)

cc	Model	Year	Factory Sealed, Maintenance Free	Sealed Maintenance Free	High Performance	Conventional
920	XV920M Midnight					
	Virago	83	PIX50LBS-FS	PTX18L-BS	C50-N18L-A-LMC	C50-N18L-A3
	XV920R Virago	81-83	PIX50LBS-FS	PTX18L-BS	C50-N18L-A-LMC	C50-N18L-A3
900	TDM900 (EU)	-11	PT12B-4			
	XJ900R Seca	83	PTX14AHLBS-FS	PTX14AHL-BS	CB14L-A2	
850	TDM850	92-93	PTX12BS-FS	PTX12-BS		
	TRX850	95-99	PTX12BS-FS	PTX12-BS		
	XS850 (All)	80-81	PTX14AHLBS-FS	PTX14AHL-BS	CB14L-A2	
800	FZ8	11	PTZ10S			
750	FZ750	85-88	PTX14AHLBS-FS	PTX14AHL-BS	CB14L-A2	
	FZR750	87-88	PTX14AHLBS-FS	PTX14AHL-BS	CB14L-A2	
	TX750	73-74	PTX19LBS-FS	PTX19L-BS	CB16L-B	
	XJ750 Maxim	82-83	PTX14AHLBS-FS+	PTX14AHL-BS+	SCB14L-A2*	
	XJ750M Midnight Maxim	83	PTX14AHLBS-FS	PTX14AHL-BS	CB14L-A2	
	XJ750R Seca	81-83	PTX14AHLBS-FS+	PTX14AHL-BS+	SCB14L-A2*	
	XS750 (All)	77-79	PTX14AHLBS-FS	PTX14AHL-BS	CB14L-A2	12N14-3A
	XV750 Virago (All)	81-96			CB16AL-A2	
	YZF750R	94-98	PTX12BS-FS	PTX12-BS		
	YZF-R7	99	PT9B-4			
700	FZ700	87	PTX14AHLBS-FS	PTX14AHL-BS	CB14L-A2	
	FZX700 Fazer	86-87	PTX14AHLBS-FS	PTX14AHL-BS	CB14L-A2	
	XJ700 Maxim	85-86	PTX14AHLBS-FS	PTX14AHL-BS	CB14L-A2	
	XJ700X	85	PTX14AHLBS-FS	PTX14AHL-BS	CB14L-A2	
	XV700 Virago	84-87			CB16AL-A2	
660	XT660X,R,Z (EU)	04-11	PT9B-4			
	MT-03 (EU)	06-11	PT9B-4			
650	TX650	74	PTX14AHLBS-FS	PTX14AHL-BS	CB14L-A2	12N14-3A
	TX650	73			CB12A-A	12N12A-4A-1
	XJ650 (All)	80-83			CB12A-A	12N12A-4A-1
	XS1	70-71			CB12A-A	12N12A-4A-1
	XS2	72			CB12A-A	12N12A-4A-1
	XS650	75-83	PTX14AHLBS-FS	PTX14AHL-BS	CB14L-A2	12N14-3A
	XVS650 V-Star (All)	98-11	PT12B-4			
600	FJ600	84-85			CB12A-A	12N12A-4A-1
	FZ6,R	05-11	PT12B-4			
	FZ600	86-88			CB12A-A	12N12A-4A-1
	FZR600/R	89-99			CB12AL-A2	
	SRX600	86			CB5L-B	12N5-3B
	XJ600S Seca II	92-98	PTX9BS-FS	PTX9-BS		
	XJ6,Deversion (EU)	-11	PT12B-4			
	XT600	84-89			CB5L-B	
	XT600E	90-95	PTX9BS-FS	PTX9-BS		
	YX600 Radian	86-90			CB12A-A	12N12A-4A-1
	YZF-R6, R6S	01-07	PT9B-4			
	YZF-R6 (Excl. R6S)	06-11	PTZ10S			
	YZF-R6	99-00	PT12B-4			
	YZF600R	95-07	PTX12BS-FS	PTX12-BS		
550	XJ Maxim, R Seca	81-83			CB12A-A	12N12A-4A-1
	XT550	82-83			CB5L-B	12N5-3B
	XZ550R Vision	82-83	PTX14AHLBS-FS	PTX14AHL-BS	CB14L-A2	
535	XV535 Virago	87-99			CB12AL-A2	
500	SR500	78-81			CB7L-B	12N7-3B
	TX500	73-74	PTX14AHLBS-FS	PTX14AHL-BS	CB14L-A2	12N14-3A
	XS500	75-78	PTX14AHLBS-FS	PTX14AHL-BS	CB14L-A2	12N14-3A
	XT500	76-81			6N6-3B-1	LS2
	XVS500 Virago	83			CB12A-A	12N12A-4A-1
450	WR450F	03-07	PTZ7S			
400	DT400 Enduro	77-78				6N6-3B-1
	DT400 Enduro	75-76				6N4B-2A-3
	FZR400 (All)	88-90			CB12AL-A2	
	RD400	76-79				12N5.5A-3B
	SR400	78-00			CB7L-B	
	SR400	01-11				
	SR400 (FI)	10			PTX4B-BS	
	XS400 (All)	80-83			CB12A-A	12N12A-4A-1
360	DT360 Enduro	74				6N4B-2A-3
	RT1, RT1B 360					
	Enduro	70-71				6N2-2A-3
	RT2, RT3 360					
	Enduro	72-73				6N4-2A-5
	XS360	76-78			CB12A-A	12N12A-4A-1
	XS360-2	77			CB7L-B	12N7-3B
350	BW350 Big Wheel	87-88			CB12B-B2	
	R3	69			CB5L-B	12N5-3B
	R5, R5B, R5C	70-72				12N5.5A-3B
	RD350	73-75				12N5.5A-3B
	RZ350	84-85				12N5.5-3B
	XT350	85-00			CB3L-B	
	YR2/C	68				12N5.5-3B
250	DS6B, DS6C	69-70			CB5L-B	12N5-3B

+ Eliminates need for sensor (needs to be disabled).

YAMAHA (Continued)

cc	Model	Year	Factory Sealed, Maintenance Free	Sealed Maintenance Free	High Performance	Conventional
250	DS7	72				12N5.5A-3B
	DT1 250 Enduro	68				6N2-2A-3
	DT1B,DT1C,					
	DT1E 250 Enduro	69-71				6N2-2A-3
	DT2 250 Enduro	72				6N4-2A-5
	DT250 Enduro	77-79				6N6-3B-1
	DT250 Enduro	74-76				6N4B-2A-3
	DT3 250 Enduro	73				6N4-2A-5
	RD250	73-75				12N5.5A-3B
	SR250 Exciter	80-82				CB12A-A
	SRX250	87				CB12A-A
	TTR250	99-06	PT7B-4			
	WR250F	03-09	PTX5LBS-FS	PTX5L-BS		
	WR250X,R	08-11	PTZ7S			
	XT250	08-11	PTZ7S			
	XT250	84				CB3L-B
	XT250	80-83				6N6-3B-1
	XV250 Virago	95-03				CB10L-A2
	XV250 Route 66	88-90				CB10L-A2
	XV250YCR V-Star	09-11				CB10L-A2
	Tricker	-11	PTZ7S			
230	TTR230E	06-07	PTX5LBS-FS	PTX5L-BS		
225	TTR225	99-05	PT7B-4			
	XT225	01-07	PTZ7S			
	XT225 Serow	92-00	PTX7LBS-FS	PTX7L-BS		
200	BW200E BigWheel (Elec.Start)	86-88				CB7C-A
	CS3B, CS3C	70-71				CB9L-A2
	CS5	72				CB9L-A2
	RD200	74-76				CB9L-A2
	TW200 Trailway	87-11				CB7C-A
	XT200	82-83				6N4A-4D
	YCS1	68				CB9L-A2
	SR185 Exciter	81-82				CB7L-B
175	CT1,CT1B, CT1C 175 Enduro	69-71				6N2-2A-3
	CT2, CT3					
	175 Enduro	72-73				6N4A-4D
	DT175 Enduro	78-81				6N6-3B-1
	DT175 Enduro	74-76				6N4B-2A-3
	AS2C	69				12N5.5-3B
125	AT1E, AT1B, AT1C 125 Enduro	69-71				CB7L-B
	AT2, AT3					
	125 Enduro	72-73				CB7L-B
	DT125 Enduro	78-81				CB7L-B
	DT125 Enduro	74-76				CB7L-B
	RD125	75-76				12N5.5A-3B
	TTR125E/LE (Elec.Start)	03-07	PTX4LBS-FS	PTX4L-BS		
	XT125	82-83				6N4A-4D
	YAS1/C	68				12N5.5-3B
100	DT100 Enduro	77-83				6N4-2A-5
	DT100 Enduro	74-76				6N4B-2A-3
	L5T, L5TA	69-70				CB7L-B
	LS2	72				12N5.5A-3B
	LT2, LT3 100Enduro	72-73				6N4A-4D
	RS100	75-76				6N4A-4D
	YL2C/CM	68				CB7L-B
90	HS1, HS1B	70-71				12N5.5-3B
	HT1, HT1B					
	90 Enduro	70-71				6N2-2A-3
	TTR90E (Elec.Start)	03-07				PTX4B-BS
80	DT80 Mini Enduro	81-83				6N4-2A-5
	G65, G65B	70-71				6N4A-4D
	G7S	72				6N4A-4D
	GT1 Mini Enduro	73				6N4-2A-5
	GT80 Mini Enduro	74-80				6N4-2A-5
	LB80 Chappy	76-78				6N4-2A-5
	YG1	62-66				6N4A-4D
	YG5T, YG55	68-69				CB7L-B
60	JT2 Mini Enduro	72				6N2-2A-3
	RD60	73-75				6N4A-4D
50	DT50 Enduro	88-90				6N4B-2A-3
	LB50P Chappy	78-82				6N4-2A-5
	LC50 Champ	80-81				6N4-2A-5
	MJ50 Towny	82				6N4-2A-5
	QT50 Yamahopper	79-87				6N4-2A-5
	RX50 Special	83-84				6N4-2A-5
	TTR50E	06-07				PTX4B-BS
	YSR50	87-92				6N4-2A-5

* This battery includes a sensor.

ALL TERRAIN VEHICLE BATTERY APPLICATIONS

AEON (BENZA)

cc	Model	Year	Factory Sealed, Maintenance Free	Sealed Maintenance Free	High Performance	Conventional
100	Cobra/CX-Sport 100	All	PTX4LBS-FS	PTX4L-BS	—	—
90	Cobra/CX-Sport 90	All	PTX4LBS-FS	PTX4L-BS	—	—
50	Cobra/CX-Sport 50	All	PTX4LBS-FS	PTX4L-BS	—	—

ARCTIC CAT

cc	Model	Year	Factory Sealed, Maintenance Free	Sealed Maintenance Free	High Performance	Conventional
700	TRV700	06-08	PTX14AHBS-FS	PTX14AH-BSCB14-A2	—	—
650	650H1, TBX650	05-11	PTX14AHBS-FS	PTX14AH-BSCB14-A2	—	—
	4x4 Automatic	04-06	PTX14AHBS-FS	PTX14AH-BSCB14-A2	—	—
500	All Models	All	PTX14AHBS-FS	PTX14AH-BSCB14-A2	—	—
400	TRV400	-10	PTX14AHBS-FS	PTX14AH-BSCB14-A2	—	—
	DVX400	All	PTX9BS-FS	PTX9-BS	—	—
	All Other Models	All	PTX14AHBS-FS	PTX14AH-BSCB14-A2	—	—
366	366	08-11	PTX14AHBS-FS	PTX14AH-BSCB14-A2	—	—
300	DVX300	09-11	PTX12BS-FS	PTX12-BS	—	—
	All Models	-09	PTX14AHLBS-FS	PTX14AHL-BS CB14L-A2	—	—
250	250	-10	PTX12BS-FS	PTX12-BS	—	—
	All Models	-05	PTX14AHLBS-FS	PTX14AHL-BS CB14L-A2	—	—
	DVX250, 2X4	06	PTX12BS-FS	PTX12-BS	—	—
150	150	-11	PTX9BS-FS	PTX9-BS	—	—
90	All Models	-06	PTX4LBS-FS	PTX4L-BS	—	—
	DVX90	06-11	PTX5LBS-FS	PTX5L-BS	—	—
50	DVX50	06-10	PTX5LBS-FS	PTX5L-BS	—	—

BOMBARDIER (CAN-AM)

cc	Model	Year	Factory Sealed, Maintenance Free	Sealed Maintenance Free	High Performance	Conventional
800	Outlander800 EFI	06-11	PTX20LBS-FS	PTX20L-BS	—	—
660	Outlander800 EFI	06	PTX20LBS-FS	PTX20L-BS	—	—
650	Outlander, MAX	-11	PTX20LBS-FS	PTX20L-BS	—	—
	DS650	00-06	PTX15LBS-FS	PTX15L-BS	—	—
	Quest	02-05	PTX19CLBS-FS	PTX19CL-BS CB16CL-B	—	—
	Quest (Opt)	02-05	PIX50LBS-FS	PTX18L-BS C50-N18L-ALM	C50-N18L-A3	—
500	Outlander, MAX, Renegade	-11	PTX20LBS-FS	PTX20L-BS	—	—
	Traxter, Quest	99-05	PTX19CLBS-FS	PTX19CL-BS CB16CL-B	—	—
	Traxter, Quest (Opt)	02-05	PIX50LBS-FS	PTX18L-BS C50-N18L-ALM	C50-N18L-A3	—
450	DS450	-11	PTB-4	—	—	—
400	Outlander400XT, Max	04-10	PTX20LBS-FS	PTX20L-BS	—	—
	Outlander400	03-04	PTX15LBS-FS	PTX15L-BS	—	—
330	Outlander330	04-05	PTX15LBS-FS	PTX15L-BS	—	—
250	DS250	06-11	PTX12BS-FS	PTX12-BS	—	—
200	Rally	03-06	PTX14AHBS-FS	PTX14AH-BS	—	CB14A-A2
90	DS90, DS90F, Quest	02-11	PTX4LBS-FS	PTX4L-BS	—	—
70	DS70	-11	PTX4LBS-FS	PTX4L-BS	—	—
50	DS50, Quest	02-06	PTX4LBS-FS	PTX4L-BS	—	—

CANNONDALE

cc	Model	Year	Factory Sealed, Maintenance Free	Sealed Maintenance Free	High Performance	Conventional
	All Models	01-03	PTX9BS-FS	PTX9-BS	—	—

DRR

cc	Model	Year	Factory Sealed, Maintenance Free	Sealed Maintenance Free	High Performance	Conventional
	All Models		PTX4LBS-FS	PTX4L-BS	—	—

E-TON

cc	Model	Year	Factory Sealed, Maintenance Free	Sealed Maintenance Free	High Performance	Conventional
250	Vector250	-11	PTX12BS-FS	PTX12-BS	—	—
150	Viper150R	-11	PTX9BS-FS	PTX9-BS	—	—
	CXL 150 Yukon II	00-11	PTX9BS-FS	PTX9-BS	—	—
	YXL150 Yukon	00-01	PTX9BS-FS	PTX9-BS	—	—
90	AXL, TXL, NXL, RXL	99-03	PTX4LBS-FS	PTX4L-BS	—	—
	All Models	04-11	PTX5LBS-FS	PTX5L-BS	—	—
	DXL90 Serria	00-03	PTX5LBS-FS	PTX5L-BS	—	—
70	Viper70	-11	PTX5LBS-FS	PTX5L-BS	—	—
50	AXL, TXL, NXL, RXL	99-03	PTX4LBS-FS	PTX4L-BS	—	—
	All Models	04-05	PTX5LBS-FS	PTX5L-BS	—	—

HONDA

cc	Model	Year	Factory Sealed, Maintenance Free	Sealed Maintenance Free	High Performance	Conventional
700	TRX700XX	08-11	PTX9BS-FS	PTX9-BS	—	—
680	TRX680 FourTrax Rincon	06-11	PTX20LBS-FS	PTX20L-BS	—	—
650	TRX650 FourTrax Rincon (Std)	03-05	PTX14BS-FS	PTX14-BS	—	—
	(Optional Cold Starting)	03-04	PTX20LBS-FS	PTX20L-BS	—	—
500	TRX500F FourTrax Rubicon	01-11	PTX14BS-FS	PTX14-BS	—	—
	TRX500FE, FM, TM					
	FourTrax Foreman ES, 4x4	05-11	PTX14BS-FS	PTX14-BS	—	—
450	TRX450, FourTrax Foreman S, ES	98-04	PTX14BS-FS	PTX14-BS	—	—
	TRX450ER	06-09	PTZ7S	—	—	—
420	TRX420					
	Rancher 4x4	07-11	PTX14BS-FS	PTX14-BS	—	—
400	FL400R Pilot	89-90	PTX14BS-FS	PTX14-BS	—	—
	TRX400EX, FourTrax, Sportrax	99-11	PTX9BS-FS	PTX9-BS	—	—
	TRX400 Rancher AT	04-06	PTX14BS-FS	PTX14-BS	—	—
	TRX400FW					
	Foreman	95-03	PTX14BS-FS	PTX14-BS	—	—
350	FL350R Odyssey	85	PTX12BS-FS	PTX12-BS	—	—
	TRX350, D					
	FourTrax 4x4	86-89	PTX14BS-FS	PTX14-BS	—	—
	TRX350 Rancher	00-06	PTX14BS-FS	PTX14-BS	—	—
300	TRX300 FourTrax 300	88-00	PTX14BS-FS	PTX14-BS	—	—
	TRX300EX, Sportrax	93-11	PTX9BS-FS	PTX9-BS	—	—
	TRX300FW					
	FourTrax 300 4x4	88-00	PTX14BS-FS	PTX14-BS	—	—
250	ATC250ES Big Red	85-87	PTX12BS-FS	PTX12-BS	—	—
	ATC250SX	85-87	PTX12BS-FS	PTX12-BS	—	—
	TRX250 FourTrax	85-87	PTX12BS-FS	PTX12-BS	—	—
	TRX250 FourTrax Recon, ES	97-11	PTX12BS-FS	PTX12-BS	—	—
	TRX250EX, TE, TM	01-11	PTX9BS-FS	PTX9-BS	—	—
200	ATC200 Big Red	82-84	PTX14AHBS-FS	PTX14AH-BSCB14A-A2	—	—
	ATC200M	84-85	PTX14AHBS-FS	PTX14AH-BSCB14A-A2	—	—
	TRX200 FourTrax	90-97	PTX12BS-FS	PTX12-BS	—	—
	TRX200 FourTrax TRX200SX	84	PTX14AHBS-FS	PTX14AH-BSCB14A-A2	—	—
	FourTrax	86-88	PTX12BS-FS	PTX12-BS	—	—
125	ATC125M	86-87	PTX12BS-FS	PTX12-BS	—	—
	ATC125M	84-85	—	—	—	CB9A-A
	TRX125 FourTrax	87-88	PTX9BS-FS	PTX9-BS	—	—
	TRX125 FourTrax	85-86	—	—	—	CB9A-A
90	TRX90EX	06-11	PTX5LBS-FS	PTX5L-BS	—	—

HYOSUNG MOTORS

cc	Model	Year	Factory Sealed, Maintenance Free	Sealed Maintenance Free	High Performance	Conventional
450	TE450S	-11	PTX9BS-FS	PTX9-BS	—	—

JOHN DEER

cc	Model	Year	Factory Sealed, Maintenance Free	Sealed Maintenance Free	High Performance	Conventional
	All Models	All	PTX19CLBS-FS	PTX19CL-BS	CB16CL-B	—

KASEA

cc	Model	Year	Factory Sealed, Maintenance Free	Sealed Maintenance Free	High Performance	Conventional
250	Skyhawk 250	All	PTX7ABS-FS	PTX7A-BS	—	—
170	Skyhawk 170	All	PTX7ABS-FS	PTX7A-BS	—	—
150	Skyhawk 150, Adventure Buggy	All	PTX7ABS-FS	PTX7A-BS	—	—
125	KS, KU Models, Adventure Buggy	All	PTX7ABS-FS	PTX7A-BS	—	—
90	Skyhawk 90	All	PTX5LBS-FS	PTX5L-BS	—	—
	KS, KU Models	All	PTX7ABS-FS	PTX7A-BS	—	—
65	KS, KU Models	All	PTX7ABS-FS	PTX7A-BS	—	—
50	Mini Skyhawk	All	PTX4LBS-FS	PTX4L-BS	—	—
	Skyhawk 50	All	PTX5LBS-FS	PTX5L-BS	—	—

• Please see battery cross reference chart on page 5 for optional upgrades.



ALL TERRAIN BATTERY APPLICATIONS

KAWASAKI

cc	Model	Year	Factory Sealed, Maintenance Free	Sealed Maintenance Free	High Performance	Conventional
750	KVF750-A, B Brute Force 750 4x4	05-11	PTX14BS-FS†	—	—	—
700	KFX700 V-Force KSV700-A, B (KFX700) KSV700-A, B Prairie 700 4x4 KVF700-A, B, D Prairie 700, 4x4	03-10	PTX14BS-FS†	—	—	—
650	KV650-A,B,D, E Prairie 650, 4x4	04-08	PTX14BS-FS†	—	—	—
450	KFX450R	04-06	PTX14BS-FS†	—	—	—
400	KLF400-B Bayou 400 4x4 KSF400-A (KFX400) KVF400-A Prairie 4x4 KVF400-A Prairie 400 4x4 (CN) KVF400-B Prairie 400 4x4 KVF400-B Prairie 400 4x4 (CN) KVF400-C Prairie 400, 4x4 KVF400-C Prairie 400 4x4 (CN) KVF400-D Prairie 400, 4x4 KVF400-D Prairie 400 4x4 (CN)	02-11	PTX14BS-FS†	PTX7L-BS	—	—
360	KVF360-A,B, C Prairie 360, 4x4	93-00	PTX19CLBS-FS	PTX19CL-BSCB16CL-B	—	—
300	KEF300-A Lakota KEF300-B Lakota Sport KLF300-A Bayou KLF300-B Bayou KLF300-B Bayou (CN) KLF300-C Bayou 300 4x4 KLF300-C Bayou 300 4x4 (CN) KVF300-A Prairie 300, 4x4 KVF300-A Prairie 300, 4x4 (CN) KVF300-B Prairie 300, 4x4 (CN) KVF300-B Prairie 300, 4x4 (CN)	99-00	PTX14BS-FS	PTX14-BS	—	—
250	KLF250-A Bayou KLF250-A Bayou (CN) KLT250-A KLT250-C Prairie KLT250-C Prairie	99-01	PTX14BS-FS	PTX14-BS	—	—
220	KLF220-A Bayou KLF220-A Bayou (CN)	03-11	—	—	CB10A-A2	—
200	KLT200-A, C KLT200-B, C	03-05	PTX14AHBS-FS	PTX14AH-BSCB14A-A2	—	—
185	KLF185-A Bayou	82-83	—	—	CB12A-A	—
110	KLF110-B Mojave (Elec.Start)	84-85	—	—	CB10L-B	—
90	KFX90	83	—	—	CB12A-A	—
80	KSF80-A (KFX80)	88-02	—	—	CB10A-A2	—
50	KFX50	81-84	—	—	CB10L-B	—
		83	—	—	CB12A-A	—
		85-88	—	—	CB10L-B	—
		87-88	—	—	CB9L-A2	—
		07-11	PTX5LBS-FS	PTX5L-BS	—	—
		03-05	PTX5LBS-FS	PTX5L-BS	—	—
		07-10	PTX5LBS-FS	PTX5L-BS	—	—

KTM

cc	Model	Year	Factory Sealed, Maintenance Free	Sealed Maintenance Free	High Performance	Conventional
525	SX ATV XC ATV	10	PTX5LBS-FS	PTX5L-BS	—	—
505	SX ATV XC ATV	10-11	PTX5LBS-FS	PTX5L-BS	—	—
450	SX ATV XC ATV	08-11	PTX5LBS-FS	PTX5L-BS	—	—
		08-11	PTX5LBS-FS	PTX5L-BS	—	—
		08-09	PTX5LBS-FS	PTX5L-BS	—	—

KYMCO

cc	Model	Year	Factory Sealed, Maintenance Free	Sealed Maintenance Free	High Performance	Conventional
500	MXU500	-10	PTX20LBS-FS*	PTX20L-BS	—	—
300	Mongoose300 MXU300SD	-10	PTX12BS-FS	PTX12-BS	—	—
250	Mongoose, MXU250	All	PTX12BS-FS	PTX12-BS	—	—
150	MXU150	All	PTX9BS-FS	PTX9-BS	—	—
90	Mongoose 90	All	PTX5LBS-FS	PTX5L-BS	—	—
50	Mongoose 50	All	PTX5LBS-FS	PTX5L-BS	—	—

MANCO

cc	Model	Year	Factory Sealed, Maintenance Free	Sealed Maintenance Free	High Performance	Conventional
260	8265L	06	PTX14AHBS-FS	PTX14AH-BSCB14A-A2	—	—
	8264L	05-06	PTX14AHBS-FS	PTX14AH-BSCB14A-A2	—	—
	8260E, L	04-06	PTX14AHBS-FS	PTX14AH-BSCB14A-A2	—	—
72	8089L	05-06	PTX5LBS-FS	PTX5L-BS	—	—

PANDA MOTOR SPORTS

cc	Model	Year	Factory Sealed, Maintenance Free	Sealed Maintenance Free	High Performance	Conventional
125	KD125	—	—	—	CB7-A	—
80	KD80	—	—	—	CB7-A	—
50	KD50	—	—	—	CB7-A	—

POLARIS

cc	Model	Year	Factory Sealed, Maintenance Free	Sealed Maintenance Free	High Performance	Conventional
850	Sportsman	10-11	PTX20HLBS-FS†	—	—	—
	Sportsman	09	PIX30LBS-FS†	—	—	—
800	Sportsman	05-11	PIX30LBS-FS	PIX30L-BS	—	—
700	Sportsman, Military	02-10	PIX30LBS-FS*	PIX30L-BS	CB30L-B	—
600	Sportsman	04-05	PIX30LBS-FS*	PIX30L-BS	CB30L-B	—
550	Sportsman	09	PTX20HLBS-FS	—	—	—
	Sportsman ESP,XP	10-11	PTX14AHBS-FS	PTX14AH-BS	—	—
	Sportsman X2	10-11	PTX20HLBS-FS	—	—	—
525	Outlaw 525	08-11	PTX9BS-FS	PTX9-BS	—	—
500	All Models (Excl.Predator)	99-10	PTX14AHBS-FS	PTX14AH-BS	CB14A-A2	—
	Predator	03-06	PTX9BS-FS	PTX9-BS	—	—
	Sportsman	-09	PIX30LBS-FS*	PIX30L-BS	CB30L-B	—
450	Outlaw 450 Diesel .445 Liter (primary) (secondary)	07-10	PTX9BS-FS	PTX9-BS	—	—
		99-03	PIX30LBS-FS*	PIX30L-BS	CB30L-B	—
			PTX14AHBS-FS	PTX14AH-BS	—	CB14A-A2
425	All models	95-02	PTX14AHBS-FS	PTX14AH-BS	—	CB14A-A2
400	Sportsman All models	-09	PTX14AHBS-FS	PTX14AH-BS	—	CB14A-A2
		94-08	PTX14AHBS-FS	PTX14AH-BS	—	CB14A-A2
335	Sportsman	98-01	PTX14AHBS-FS	PTX14AH-BS	—	CB14A-A2
330	Magnum Trail Boss	03-10	PTX14AHBS-FS	PTX14AH-BS	—	—
	Sportsman	-10	PTX14AHBS-FS	PTX14AH-BS	—	—
325	All models	87-02	PTX14AHBS-FS	PTX14AH-BS	—	CB14A-A2
300	Hawkeye, Sportman 300	06-10	PTX14AHBS-FS	PTX14AH-BS	—	CB14-B2
250	All models	85-05	PTX14AHBS-FS	PTX14AH-BS	—	CB14A-A2
200	Phoenix, Sawtooth	05-10	PTX12BS-FS	PTX12-BS	—	—
90	Predator, Sportsman, Outlaw Scrambler, Sportsman	03-10	PTX5LBS-FS	PTX5L-BS	—	—
		01-02	PTX4LBS-FS	PTX4L-BS	—	—
50	Scrambler	03	PTX5LBS-FS	PTX5L-BS	—	—

† Must use factory activated battery.
* Please see battery cross reference chart on page 5 for optional upgrades.

ALL TERRAIN BATTERY APPLICATIONS

POLARIS (Continued)

cc	Model	Year	Factory Sealed, Maintenance Free	Sealed Maintenance Free	High Performance	Conventional
50	Scrambler	01-02	PTX4LBS-FS	PTX4L-BS	-	-
	Predator, Outlaw	04-10	PTX5LBS-FS	PTX5L-BS	-	-

QIANJIANG

cc	Model	Year	Factory Sealed, Maintenance Free	Sealed Maintenance Free	High Performance	Conventional
100	ATV100	All	PTX4LBS-FS	PTX4L-BS	-	-
50	ATV50	All	PTX4LBS-FS	PTX4L-BS	-	-

SUZUKI

cc	Model	Year	Factory Sealed, Maintenance Free	Sealed Maintenance Free	High Performance	Conventional
750	LT-A750X King Quad	07-11	-	PTX20CH-BS	-	-
700	LT-A700X King Quad	05-07	-	PTX20CH-BS	-	-
	LT-V700F Twin Peaks	04-05	-	PTX20CH-BS	-	-
500	LT-A500 King Quad	06-11	-	PTX20CH-BS	-	-
	LT-A500F Vinson 4WD	04-07	-	PTX20CH-BS	-	-
	LT-A500F Vinson 4WD	02-03	-	PTX16-BS•	-	-
	LT-A500F QuadMaster	00-01	-	PTX16-BS-1	-	-
	LT-F500F QuadRunner	98-02	-	PTX16-BS-1	-	-
	LT-F500F Vinson Manual 4WD	04-07	-	PTX20CH-BS	-	-
	LT-F500F Vinson Manual 4WD	03	-	PTX16-BS•	-	-
450	LT-A450X King Quad	07-11	PTX14BS-FS	PTX14-BS	-	-
	LT-R450 QuadRacer	06-11	PTX7ABS-FS	PTX7A-BS	-	-
400	LT-A400 Eiger 2WD, F Eiger 4WD	02-07	PTX14BS-FS	PTX14-BS	-	-
	LT-A400F KingQuad	-09	PTX14BS-FS	PTX14-BS	-	-
	LT-F400 Eiger 2WD, F Eiger 4WD	02-07	PTX14BS-FS	PTX14-BS	-	-
	LT-Z400 QuadSport	03-11	PTX9BS-FS	PTX9-BS	-	-
	LT-A400 King Quad	-11	PTX14BS-FS	PTX14-BS	-	-
300	LT300E QuadRunner 300E	87-89	PTX14AHBS-FS	PTX14AH-BS	CB14A-A2	-
	LT-F300F KingQuad	99-02	PTX14AHBS-FS	PTX14AH-BS	CB14A-A2	-
	LT-F300F KingQuad (CN,Opt)	99-02	-	PIX50-BS	C50-N18A-A	-
280	LT-F4WDX KingQuad	91-99	PTX14AHBS-FS	PTX14AH-BS	CB14A-A2	-
	LT-F4WDX KingQuad (CN,Opt)	91-99	-	PIX50-BS	C50-N18A-A	-
250	LT-4WD QuadRunner	87-99	PTX14AHBS-FS	PTX14AH-BS	CB14A-A2	-
	LT-4WD QuadRunner (Opt)	87-99	-	PIX50-BS	C50-N18A-A	-
	LT-F250 QuadRunner	88-01	PTX14AHBS-FS	PTX14AH-BS	CB14A-A2	-
	LT-F250 QuadRunner (Opt)	88-01	-	PIX50-BS	C50-N18A-A	-
	LT-F250, F Ozark	02-11	PTX12BS-FS	PTX12-BS	-	-
	LT-F250F QuadRunner	99-02	PTX14AHBS-FS	PTX14AH-BS	CB14A-A2	-
	LT-F250F QuadRunner (CN,Opt)	99-02	-	PIX50-BS	C50-N18A-A	-
	LT-Z250 QuadSport	04-11	PTX9BS-FS	PTX9-BS	-	-
	LT250EF QuadRunner	85-86	-	PIX50-BS	C50-N18A-A	-
230	LT-F230 QuadRunner	86-87	-	-	CB10A-A2	-
	LT230E QuadRunner	88-93	PTX12BS-FS	PTX12-BS	-	-
	LT230GE QuadRunner	85-86	-	-	CB10A-A2	-
160	LT-F160 QuadRunner	91-01	-	-	CB9A-A	-

SUZUKI (Continued)

cc	Model	Year	Factory Sealed, Maintenance Free	Sealed Maintenance Free	High Performance	Conventional
160	LT-F160 QuadRunner	03-04	-	-	CB9A-A	-
	LT160E QuadRunner	89-94	-	-	CB9A-A	-
90	LTZ90 QuadSport	07-11	PTX7ABS-FS	PTX7A-BS	-	-
80	LT80 QuadSport 80	87-06	PTX5LBS-FS	PTX5L-BS	-	-
50	QuadSport Z50	06-11	PTX5LBS-FS	PTX5L-BS	-	-

YAMAHA

cc	Model	Year	Factory Sealed, Maintenance Free	Sealed Maintenance Free	High Performance	Conventional
700	YFM7FG Grizzly	07-11	PTX20LBS-FS•	PTX20L-BS	-	-
	YFM700R Raptor	06-11	PT9B-4	-	-	-
660	YFM660FW Grizzly	02-08	PTX20LBS-FS•	PTX20L-BS	-	-
	YFM660R Raptor	01-05	PTX14BS-FS	PTX14-BS	-	-
600	YFM600FW Grizzly	98-01	PTX20LBS-FS•	PTX20L-BS	-	-
550	YFM5FG Grizzly	-11	PTX20LBS-FS•	PTX20L-BS	-	-
450	YFM450FG Grizzly	07-10	PTX14AHBS-FS	PTX14AH-BS	-	-
	YTM450FW Kodiak/Automatic	03-09	PTX20LBS-FS•	PTX20L-BS	-	-
	YFM450FX Wolverine	03-10	PTX20LBS-FS•	PTX20L-BS	-	-
	YZF450	04-09	PT7B-4	-	-	-
	YZF450V	-09	PT7B-4	-	-	-
	YXF450R	09-11	PTZ7S	-	-	-
400	YFM400FG Grizzly	07-11	PTX14AHBS-FS	PTX14AH-BS	-	-
	YFM400FW Kodiak/Automatic	03-06	PTX14AHBS-FS	PTX14AH-BS	-	-
	YFM400FW Kodiak/Automatic	96-02	PTX20LBS-FS•	PTX20L-BS	-	-
	YFM400FW Kodiak	93-95	PTX14AHBS-FS	PTX14AH-BS	CB14A-A	-
	YFM400FB BigBear	00-11	PTX20LBS-FS•	PTX20L-BS	-	-
	YFM400FWN BigBear 4WD	00-03	PTX20LBS-FS•	PTX20L-BS	-	-
350	Bruin	04-06	PTX14AHBS-FS	PTX14AH-BS	-	-
	YFM350ER Moto 4	87-95	PTX14AHBS-FS	PTX14AH-BS	CB14A-A	-
	YFM350FW BigBear 4WD	87-99	PTX14AHBS-FS	PTX14AH-BS	CB14A-A	-
	YFM350FX Wolverine	95-05	-	-	CB12C-A	-
	YFM350U BigBear 2WD	96-99	PTX14AHBS-FS	PTX14AH-BS	CB14A-A	-
	YFM350X Warrior	87-03	-	-	CB12C-A	-
	YFP350 TerraPro	88	PTX14AHBS-FS	PTX14AH-BS	CB14A-A	-
	YFM350FX Wolverine	06-10	PTX14AHBS-FS	PTX14AH-BS	-	-
	YFM350G, FG Grizzly	07-11	PTX14AHBS-FS	PTX14AH-BS	-	-
	YFM350R Raptor	04-11	PTZ10S	-	-	-
250	YFM250B BigBear	07-10	PTX14AHBS-FS	PTX14AH-BS	CB14A-A2	-
	YFM250B Bruin	05-06	PTX14AHBS-FS	PTX14AH-BS	CB14A-A2	-
	YFM250R Raptor	08-11	PTZ7S	-	-	-
	YFB250 Timber Wolf 2WD	92-98	-	-	CB12C-A	-
	YFB250FW Timber Wolf 4WD	94-00	-	-	CB12C-A	-
	YFM250 Bear Tracker	99-04	PTX14AHBS-FS	PTX14AH-BS	CB14A-A2	-
	YFM250 Moto 4	89-91	PTX14AHBS-FS	PTX14AH-BS	CB14A-A	-
230	YFU-I/T Pro-Hauler	89	PTX14AHBS-FS	PTX14AH-BS	CB14A-A	-
225	YFM225 Moto 4	86-88	PTX14AHBS-FS	PTX14AH-BS	CB14A-A	-
	YTM225DR Tri-Moto	85-86	PTX14AHBS-FS	PTX14AH-BS	CB14A-A	-
	YTM225DX Tri-Moto	83-85	PTX14AHBS-FS	PTX14AH-BS	CB14A-A	-
200	YFM200 Moto 4	85	PTX14AHBS-FS	PTX14AH-BS	CB14A-A	-
	YFM200DX Moto 4	86-89	PTX14AHBS-FS	PTX14AH-BS	CB14A-A	-
	YTM200,E, ER Tri-Moto	83-85	PTX14AHBS-FS	PTX14AH-BS	CB14A-A	-
125	YFA-1 Breeze	89-04	-	-	CB12C-A	-
	YFM125S Grizzly	04-11	-	-	CB12C-A	-
	YFM125R Raptor	11	PTZ7S	-	-	-
100	YFM100 Champ	87-91	-	-	-	12N7D-3B
90	YFM90R Raptor	09-11	PTX5LBS-FS	PTX5L-BS	-	-
80	YFM Grizzly	05-08	-	-	-	12N7D-3B
	YFM80 Badger	85-01	-	-	-	12N7D-3B
	YFM80R Raptor 80	02-08	-	-	-	12N7D-3B
50	YFM50 Raptor	04-09	-	-	-	12N7D-3B

* Please see battery cross reference chart on page 5 for optional upgrades.



EUROPEAN AND OTHER MOTORCYCLE BATTERY APPLICATIONS

APRILIA

cc	Model	Year	Battery Type
1000	ETV Caponord	02-03	PTX14-BS•
	RST Futura	01-04	PTX12-BS•
	RSV 1000 Mile SP	99	PTX12-BS•
	RSV 1000 Factory	04-11	PTX12-BS•
	RSV4 R, Factory	09-11	PTZ10S
	RSV 1000 Mile R	01-05	PTX12-BS•
	RSV 1000 Mile	01-09	PTX12-BS•
	RSV 1000 Mile	00	PTX12-BS•
	Tuono1000R Factory	03-11	PTX12-BS•
	SL Falco	01-03	PTX14-BS•
850	MANA850	09-11	PTX14-BS•
750	Shiver	09-11	PTX14-BS•
	Dorsoduro	09-11	PTX14-BS•
	Pegaso Strada, Factory, Trail	09-10	PTX12-BS•
650	Pegaso	00	CB12AL-A
600	Tuareg, Wind	87-88	CB14L-A2•
550	RXV550	-10	PTX7A-BS•
	SVX550	-10	PTX7A-BS•
500	Scarabeo	04-05	CB14L-A2•
	Atlantic	03-05	CB14L-A2•
450	RXV450	-10	PTX7A-BS•
	SVX450	-10	PTX7A-BS•
350	Tuareg, Wind	87-88	CB14L-A2•
250	RS250	00-04	CB4L-B•
200	Atlantic	04-05	CB12AL-A
150	Scarabeo	00-04	CB12AL-A
	Mojito	04-05	PTX7L-BS•
	Leonardo	00-03	CB12AL-A
125	Tuareg, Wind	88	CB9-B
	RS125	-11	CB9-B
50	RS50	00-05	CB4L-B•
	SR50	00-01	CB4L-B•
	SR50 Ditech	01-05	PTX5L-BS•
	Scarabeo	00-03	CB4L-B•
	Mojito	04-05	CB4L-B•
	Rally	04-05	CB4L-B•

ATK

cc	Model	Year	Battery Type
	All Electric		
	Start Models	91-95	PTX9-BS•
	All Electric		
	Start Models	96-01	PTX7L-BS•

BENELLI

cc	Model	Year	Battery Type
900	900 (6 Cilindri)		CB60-N24AL-B•
650	650 Tornado U.T.		CB12A-A
250	250 (4 Cilindri)		CB12A-A
	250-2C		6N11A-1B
125	125 Cross		6N11A-1B
	125 Custom Guzzi		12N5.5-4A
	125 Guzzi		12N5.5-4A
	125 Jamo (c/avv.)		CB9-B
	125 Scooter Benelli		CB9L-B
	125-2 CSE		6N11A-1B
	125CS		CB9-B
	125T Sport		6N11A-1B
50	Devil 50 (c/avv.)		CB4L-B•
	KBX 50 Race		CB4L-B•
	Scooty LX/DLX		CB4L-B•

BIG DOG

cc	Model	Year	Battery Type
1750	Boxer	01-02	PTX20L-BS•
	Bulldog	98-02	PTX20L-BS•
	Husky, Husky XT	99-02	PTX20L-BS•
	Mastiff	01-02	PTX20L-BS•
	Pitbull	98-02	PTX20L-BS•
	Prosport,		
	Prosport 18	99-02	PTX20L-BS•
	Vintage- Classic,		
	Light, Sport	99-01	PTX20L-BS•
	Woft	00-02	PTX20L-BS•
1570	Vintage- Classic,		
	Light, Sport	99	PTX20L-BS•
1442	Aeroglide,		
	Aerosport	98-99	PTX20L-BS•
	Bulldog	98	PTX20L-BS•
	Pitbull	98-99	PTX20L-BS•
	Prosport,		
	Prosport 18	98	PTX20L-BS•
	Vintage- Classic,		

BIG DOG (Continued)

cc	Model	Year	Battery Type
1442	Light, Sport	98	PTX20L-BS•
1340	Aeroglide & Aerosport	97	PTX20L-BS•
	Coyote	95-96	PTX20L-BS•
	Proglide	95-00	PTX20L-BS•
	Vintage- Classic, Light, Sport	95-97	PTX20L-BS•

BIMOTA

cc	Model	Year	Battery Type
1100	SB6, SB7	95-97	PTX7L-BS(x2)•
	SB6R	97-99	PTX12-BS•
1000	YB8/ YB10	92-95	CB14L-A2•
	YB11	96-99	PTX12-BS•
996	SB8R, SB8RS	98-00	PTX12-BS•
900	DB2	93-95	CB14A-2•
	DB2 Final Edition	97	CB14A-2•
	DB3 Mantra	97-99	PTX7L-BS(x2)•
	Tesi	91-95	CB14A-2•

BMW

cc	Model	Year	Battery Type
1300	K1300GT	09-11	51913•
	K1300R,S	09-11	PTX14-BS•
1200	K1200R,S	05-09	PTX14-BS•
	R1200GS,S,R	05-10	PTX14-BS•
	K1200LT	05	51913•
	R1200LT,GT	05-09	51913•
	K1200LT,GT,RS,S	99-05	51913•
	K1200RS	05-09	51913•
	K1200RS	97-05	51913•
	R1200C	98-05	51913•
	R1200RT	05-10	51913•
	HP2 Sport/Megamoto	-10	PTX14-BS•
	R1200GS Adventure	09-11	PTZ14S
1150	R1150GS, R	00-05	51913•
1100	R1100LT/RS	90-95	51913•
	R1100GS	94-00	51913•
	R1100R	94-00	51913•
	R1100RS, RT	93-00	51913•
	R1100S	99-00	51913•
1000	S1000RR	09-11	PTZ10S
	S1000RR DWA	09-11	PTZ12S
	All "K" Models	83-93	53030•
	R100/7	76-84	53030•
	R100GS,PD,R,		
	RS,RT	87-95	53030•
	R100CS	76-84	53030•
900	R90/6, R90S	69-76	53030•
850	R850R	95-97	51913•
800	F800ST, GS	09-11	PTX14-BS•
	R80, R80RT	84-95	53030•
	R80GS, R80ST	80-96	51814
	R80/7, R80RT	78-84	53030•
750	K75, RT	85-95	53030•
	K75C, S	85-95	51814
	R75/5	70-73	51814
	R75/7	76-84	53030•
	R75/6	69-76	53030•
700	R69 - R69S	55-69	B38-6A
650	F650GS	09-11	PTX14-BS•
	F650	93-00	CB12AL-A
	R65	84-95	53030•
	R65LS	78-84	51814
600	R60, R60/2	55-69	B38-6A
	Twin Cylinders	70-73	51814
	R60/5	69-84	53030•
	R60/6, R60/7		
500	R60/2 Twin	55-69	B38-6A
	Cylinders	70-73	51814
	R50/5		
	R60/S Twin	55-69	B38-6A
	Cylinders	09-11	PTZ7S
450	G450		
260	R26, R27	55-69	6N11A-1B
	Single Cylinder		B39-6
	R26		

BSA

cc	Model	Year	Battery Type
	250, 350, 400		
	441, 500 (12V)		CB7-A
	600, 650, 750 (12V)		CB7-A

BSA (Continued)

cc	Model	Year	Battery Type
	250, 350, 650 (6V)		B39-6
	500 Gold Star		B38-6A
	Rocket 750,		
	Thunderbolt		CB9L-B
	Spitfire HK35,		
	Starfire B25		CB9L-B

CAGIVA

cc	Model	Year	Battery Type
900	Elefant E900		CB16B-A1
750	Elefant	94-97	CB16-B•
	Elefant Bifaro	89	CB14L-A2•
500	T4 E Elefant	88-	CB14L-A2•
350	Elefant 2 Cyl.	86-	CB14L-A2•
	T4 E Elefant, W12	87-	CB14L-A2•
	T4R	87-	CB3L-A
125	Crouser	87-88	CB9-B
	Freccia C9/ C10R/		
	C12R	87-90	CB9-B
	Lawson	90-97	CB9-B
	Mito	90-97	CB9-B
	N 90	97	CB9-B
	Roadster	94-97	CB9-B
	Supercity	91-97	CB9-B
50	City, Lucky, Explorer	94-97	PTX4L-BS•
	K3, W4	-98	CB4L-B•

CAN-AM

cc	Model	Year	Battery Type
990	Spyder	08-11	PIX50LBS-FS†
250	Spyder	08-09	PIX50LBS-FS†
250	All Models	96-01	12N5-4B
175	All Models	96-01	12N5-4B
125	All Models (Except Roadster & Supercity)	96-01	12N5-4B

CCM

cc	Model	Year	Battery Type
600	All Electric		
	Start Models	96-01	PTX9-BS•

DAZON

cc	Model	Year	Battery Type
150	Raider-Adventure	02-03	12N5-4B
	Raider- Classic	04	PTX9-BS•
	Raider-Max	04	PTX9-BS•
125	Scorpion	04	PTX9-BS•
50	Diamondback	03-04	PTX4L-BS•
	Stinger	03-04	CB7-A

DERBI

cc	Model	Year	Battery Type
	All Models		CB4L-B•

DUCATI

cc	Model	Year	Battery Type
1200	12, S, Multistrada	07-11	PT12B-4
1198	MY08	09-11	PT12B-4
1100	Monster 1100	09-11	PT12B-4
	1100S, Multistrada	07-09	PT12B-4
	Hypermotard	07-11	PT12B-4
	Street Fighter, S	09-11	PT12B-4
1098	1098	07-09	PT12B-4
	All Other Models	01-10	PT12B-4
1000	Desmosedici RR	08-09	PT12B-4
	Biposto, GT, ST3	07	PT12B-4
	GT1000, Touring,		
	Sport 1100S	-09	PT12B-4
998	998, 999	02-07	PT12B-4
996	Monoposto,		
	Biposto, S	01-07	PT12B-4
	996, S, SPS	99-00	CB16AL-A2
944	ST2	01-07	PT12B-4
	Suport Touring 2		
	(ST2)	97-00	CB16AL-A2
916	Biposto, Senna,		
	Strada	94-98	CB16AL-A2
	I.E., SP, SP S	94-98	CB16AL-A2
	Monster S4	01-02	PT12B-4
	ST4	01-07	PT12B-4
	ST4	99-00	CB16AL-A2
907	I.E. Paso	90-94	CB16-B•
906	Paso	90-92	CB16-B•
900	Monster	01-07	PT12B-4

• Please see battery cross reference chart on page 5 for optional upgrades.

† Must use factory activated battery.

DUCATI (Continued)

cc	Model	Year	Battery Type
900	Monster	94-00	CB16AL-A2
	SS Kick-Starter	-81	CB12A-A
	SS Replica	-81	CB12A-A
	SS Supersport, Replica	82-	CB14L-A2*
	SS	01-07	PT12B-4
	SL	92-96	CB16AL-A2
	Supersport FE	97-98	CB16AL-A2
888	SP, SP II, SP IV, SP V	90-95	CB16AL-A2
860	GT, GTS Kick-Start		C60-N24AL-B* CB12A-A
851	Superbike	90-91	CB16AL-A2
	S Superbike	91-92	CB16AL-A2
848	848	08-11	PT12B-4
800	800SS	07	PT12B-4
796	Hypermotard	10-11	PT12B-4
750	F1, Montjuich, Paso GT, Laguna Seca	87-90	CB14L-A2* C60-N24AL-B* CB14L-A2*
	Indiana	01-07	PT12B-4
	Monster Sport	89-90	CB16AL-A2
750	SS Supersport		CB12A-A
	Kick-Str.		CB12A-A
	SS	01-07	PT12B-4
	SS	90-00	CB16AL-A2
748	Monoposto, Biposto, S	01-07	PT12B-4
	Strada Biposto, SP, SPS	97-00	CB16AL-A2
696	Monster	08-11	PT12B-4
695	Multistrada	07	PT12B-4
650	Alazzurra, Indiana, Pantah		CB14L-A2* PT12B-4
600	Monster Pantah	01-07	CB14L-A2* CB14L-A2* CB14L-A2*
500	TL, GTL, GTV Pantah Sport		C50-N18L-A3* CB14L-A2* C50-N18L-A3*

GAS GAS

cc	Model	Year	Battery Type
450	FSR450	-08	PTZ7S
370	Pampera	97	PTX4L-BS*
320	Pampera	98-'01	PTX4L-BS*
250	Pampera	96-'01	PTX4L-BS*

GILERA

cc	Model	Year	Battery Type
600	Nordwest	93	CB14L-A2*
	RC 600C	93	CB14L-A2*
	Top Rally, XRT		CB14L-A2*
500	Dakota Kick-Start		12N5.5-3B
	Dakota E-Starter		CB10L-A2
350	Dakota Kick-Start		12N5.5-3B
	Dakota E-Starter		CB10L-A2
	ER Kick-Start		12N5.5-3B
	ER E-Starter		CB10L-A2
	XRT		CB14L-A2*
250	Arizona Rally		CB10L-B
	RV NGR Kick-Start		12N5.5-3B
	RV NGR E-Starter		CB10L-B
200	Arizona		12N5.5-3B
	Arizona		CB9-B
	Fast Bike		12N5.5-3B
	Fast Bike		CB9-B
	RTX, RV, RX		12N5.5-3B
	Kick-Start		CB9-B
	RTX, RV, RX		12N5.5-3B
	E-Starter		CB9-B
	T4		12N5.5-3B
	Motocarro		B38-6A
125	Apache Kick-Start		12N5.5-3B
	Apache E-Starter		CB9-B
	Arizona Kick-Start		12N5.5-3B
	Arizona E-Starter		CB9-B
	Crona Kick-Start		12N5.5-3B
	Crona E-Starter		CB9-B
	CX Kick-Start		12N5.5-3B
	CX E-Starter		CB9-B
	Fast Bike Kick-Start		12N5.5-3B
	Fast Bike E-Starter		CB9-B
	Freestyle Kick-Start		12N5.5-3B

GILERA (Continued)

cc	Model	Year	Battery Type
125	Freestyle E-Starter		CB9-B
	GFR Kick-Start		12N5.5-3B
	GFR E-Starter		CB9-B
	KK, KZ Kick-Start		12N5.5-3B
	KK, KZ E-Starter		CB9-B
	MX1, MXR		12N5.5-3B
	Kick-Start		CB9-B
	MX1, MXR E-Starter		12N5.5-3B
	Nebraska Kick-Start		CB9-B
	Nebraska E-Starter		12N5.5-3B
	R1, R1S Kick-Start		CB9-B
	R1, R1S E-Starter		CB10L-B
	RC Rally		12N5.5-3B
	RTX, RV, RX		CB9-B
	Kick-Start		12N5.5-3B
	RTX, RV, RX		CB9-B
	E-Starter		12N5.5-3B
	SPO1, SPO2		CB9-B
	Kick-Start		12N5.5-3B
	SPO1, SPO2		CB9-B
	E-Starter		12N5.5-3B
	Top Rally Kick-Start		CB9-B
	Top Rally E-Starter		CB9-B
	Typhoon		CB7-A
	XR1, XR2 Kick-Start		12N5.5-3B
	XR1, XR2 E-Starter		CB9-B
50	Bullit, Easy Moving, Runner	-97	CB4L-B*
	Eaglet	95-97	CB4L-B*
	GSA E-Starter		CB4L-B*
	Runner	-97	CB4L-B*
	Sioux E-Starter		CB4L-B*
	Stalker, Storm, Top Rally		CB4L-B*
	Typhoon	-97	CB4L-B*

HUSABERG

cc	Model	Year	Battery Type
	All FE, FX, FS	09-10	PTZ7S
	All Electric		
	Start Models	01-02	PTX5L-BS*
	All Electric		
	Start Models	97-00	PTX9-BS*

HUSQVARNA

cc	Model	Year	Battery Type
580	TE610E, SM610S	00-01	PTX14-BS*
450	TE450/TC450	09	PTZ7S
400	TE410E	00-01	PTX14-BS*

HYOSUNG MOTORS

cc	Model	Year	Battery Type
700	ST7	10-11	PT14B-4
650	GT650,R,S	09-11	PTX14-BS*
	GV650,SE	09-11	PT14B-4
250	GT250,R	09-11	PTX14-BS*
	GV250	09-11	PTX9-BS
125	XRX125	All	PTX7A-BS*

KASEA

cc	Model	Year	Battery Type
125	RX125	All	PTX7A-BS*

KTM

cc	Model	Year	Battery Type
1090	RC8	09-11	PTZ14S
990	Super Duke	03-11	PTZ14S
	Supermoto	09-11	PTZ14S
	Superenduro	09-11	PTZ14S
	Adventure	03-11	PTZ14S
950	Superenduro	09-11	PTZ14S
690	Duke	09-11	PTZ10S
	Enduro R	09-11	PTZ10S
	Supermoto	09-11	PTZ10S
	XC-W	09-10	PTX5L-BS*
	EXC Racing	05-10	PTX5L-BS*
	SX-F, XC-F, XC-W	09-10	PTX5L-BS*
640	Adventurer, Duke, RXC LC4		
	Super Moto	99-02	PTX9-BS*
	DUKE II, LC4, Adventure	03-08	PTZ10S
625	SMC, SXC	03-09	PTZ10S
620	Adventure, Duke, LC4	96-98	PTX9-BS*

KTM (Continued)

cc	Model	Year	Battery Type
530	EXC Racing	03-05	PTZ5S
	EXC Racing(Late05)	05-11	PTX5L-BS*
	XC-W	09-11	PTX5L-BS*
525	525 EXC Racing	05	PTZ5S
520	E/XC, M/XC		
	Racing 4-Stroke	00-02	PTX4L-BS*
	E/XC, M/XC		
	Racing		
	4-Stroke (Opt)	00-02	PTX5L-BS*
450	EXC Racing	03-05	PTZ5S
	EXC Racing(Late05)	05-11	PTX5L-BS*
	SX-F, XC-F, XC-W	09-11	PTX5L-BS*
400	EXC Racing	05-09	PTX5L-BS*
	EXC Racing	03-05	PTZ5S
	XC-W	09-10	PTX5L-BS*
	EXC Racing		
	4-Stroke	00-02	PTX4L-BS*
	EXC Racing		
	4-Stroke (Opt)	00-02	PTX5L-BS*
	LC4 E/XC	96-98	PTX9-BS*
	RXC LC4	96-01	PTX9-BS*
300	XC, XC-W	11	PTX4L-BS*
250	XC, XC-W	11	PTX4L-BS*
	XCF	11	PTX5L-BS*
	EXC Racing	05-10	PTX5L-BS*
	EXC Racing	03-05	PTZ5S
	EXF	05-10	PTX5L-BS*

KYMCO

cc	Model	Year	Battery Type
250	Venox250	09-10	PTX9-BS*

MBK

cc	Model	Year	Battery Type
250	Skyliner	01	CB7L-B
	Skyliner	99-00	PTZ7S
150	Vertex	99-00	PTX7A-BS*
125	Doodo	01	CB7L-B
	Flame, Flame R	01	CB7C-A
	Flame, Flame R	95-97	PTX7A-BS*
	Skyliner, Thunder	01	12N7-3B*
100	Booster	01	CB4L-B*
	Booster	99-00	PTX5L-BS*
	Nitro, Ovetto	01	CB4L-B*
	Nitro, Ovetto	99-00	PTX5L-BS*
80	Evolis	95-98	CB4L-B*
50	Booster	93-97	CB4L-B*
	Evolis	98	CB4L-B*
	Flipper, Nitro, Ovetto, Stunt	01	CB4L-B*

MOTO GUZZI

cc	Model	Year	Battery Type
1200	Norge	09-11	PTX20CH-BS
	Sport, ABS	09-11	PTX20CH-BS
	Breva 1200	05-11	PTX20CH-BS
	Stervio	09-11	PTX20CH-BS
1100	Breva, Griso	05-11	PTX20CH-BS
	1100 California(CA)	03-05	PTX15L-BS*
	1100 California, Special,		
	Jackal, Stone, EV	94-05	53030*
	Quota 1100 ES	99-02	PTX15LBS-FS†
	Sport 1100i	97-99	PTX15LBS-FS†
	V11 Bassa	99-00	53030*
	V11 EV	98-99	53030*
	VII Le Mans, Sport	99-05	PTX15LBS-FS†
1064	California Classic, Vintage	-11	PTX20L-BS*
1000	California III	89-93	C60-N24AL-B* C60-N24AL-B* C60-N24AL-B* C60-N24AL-B* C60-N24AL-B* C60-N24AL-B*
	Convert		
	Daytona		
	Le Mans		
	Mille		
	1000NT		
	Quota		
	V10 Centauro		
	Sport, GT	99-	PTX15LBS-FS†
936	Bellagio	-10	PTX20L-BS*
850	Le Man		C60-N24AL-B* C60-N24AL-B*
	T3, T4, T5		
750	Breva 750	04-10	PTX14AHL-BS*
	Nevada 750		CB18L-A*
	Nevada 750 Classic	10	PTX14AHL-BS*

* Please see battery cross reference chart on page 5 for optional upgrades.

† Must use factory activated battery.



EUROPEAN AND OTHER MOTORCYCLE BATTERY APPLICATIONS

MOTO GUZZI (Continued)

cc	Model	Year	Battery Type
750	NTX		CB18L-A•
	Strada		CB18L-A•
	V7		C60-N24AL-B•
	V7 Classic	09-11	PTX14AHL-BS•
	V75		CB18L-A•
650	NTX		CB18L-A•
	V65		C60-N24AL-B•
	V65 Florida		CB18L-A•
500	Falcone		B38-6A
	Falcone u.t.		CB18L-A•
	V50		C60-N24AL-B•

MuZ

cc	Model	Year	Battery Type
660	Baghira, Mastiff	98	CB9L-A2
	Skorpion	95-01	CB9L-A2
125	All Models	All	CB9L-A2

MV AGUSTA

cc	Model	Year	Battery Type
1000	F4	05-10	PTZ10S
910	Brutale	06-09	PTZ10S
750	F4, Brutale	00-08	PTX12A-BS•

NORTON

cc	Model	Year	Battery Type
1200	9/2	-10	PTX20CH-BS
	Sport	-10	PTX20CH-BS
	Scrambler	-10	PTX20CH-BS
	Granpasso	-10	PTX20CH-BS
	Corsaro, Veloce, Avio	-10	PTX20CH-BS
850	850 Commando, Commando (75)		CB14L-A2•
750	750 Ranger		CB9-B
350	350 Navigator		6N11A-1B

OZBIKE

cc	Model	Year	Battery Type
	All Models	All	PTX5L-BS•

PANDORA MOTOR SPORTS

cc	Model	Year	Battery Type
70	Trail Rider	99-02	PTX4L-BS•
50	Com-ute	96-02	6N4-2A
	Cub	96-99	PTX4L-BS•
	Fun Rider	96-02	6N2-2A
	Retro	01-02	CB7-A
36	Com-ute	98-01	6N4-2A

PEUGEOT

cc	Model	Year	Battery Type
150	Elyseo	98	CB12AL-A
125	Elyseo	98	CB12AL-A
	SV, SV Geo	93-97	CB5L-B
100	Speedfighter, Trakker	98	PTX5L-BS•
	SV, SV Geo	97	CB5L-B
80	SV, SV Geo	93-96	CB5L-B
50	Buxy, RS	96-97	CB4L-B•
	Elyseo	98	CB4L-B•

PIAGGIO-VESPA

cc	Model	Year	Battery Type
	APE CAR, MP, MPR, P602		C60-N24AL-B•
	Ape 50 FL	93	CB9-B
	Boxer, Bravo, Ciao		B39-6
	Cosa 2		CB7-A
	Cosa CLX 125 (c/cvv.)		CB7-A
	Cosa CLX 150 (c/avv.)		CB7-A
	Cosa CLX 200 (c/avv.)		CB7-A
	Free		CB4L-B•
	Hexagon 125/150		CB9-B
	NRG 50		CB4L-B•
	P125ETES, P125TS		CB7-A
	P200E (c/avv.)		CB9-B
	PK50, PK50-C.A., PK50N, PK50XL		CB7-A
	PK80S-C.A.		CB7-A
	PK125FL, PK125SS, PK125XL		CB7-A
	PX125		CB9-B
	PX125+80E		12N5.5-3B
	PX125+80E-AREC		12N5.5-3B
	PX125+80E-ARC		CB9-B
	PX125T5		CB9-B
	PX150E		CB9-B
	PX150E-ARC		CB9-B
	PX200-ARC		CB9-B
	PX200E-ARC		12N5.5-3B
	PX200GS		CB9-B
	Quartz, Sactto, Sfera 50, Sfera 80, Skipper 125/150		CB4L-B•
	Vespa 50 Elestart		6N11A-1B(x2)
	Vespa 125 Sprint		B39-6
	Vespa 150 GL		B39-6
	Vespa 150 FL/ FL2 (c/av.)		CB7-A
	Zip - Zip (Fast Rider)		CB4L-B•

PUCH

cc	Model	Year	Battery Type
	Cobra 80		B39-6
	Cobra GTL, Daytona NS50, Monza		B39-6
	Lido SL50, Lido Vario		CB4L-B•
	Monza GP, Monza GX, Monza X		B39-6

ROYAL ENFIELD

cc	Model	Year	Battery Type
500	All Kick-Start Models	95-99	CB7-A
	All Kick-Start Models	00-03	CB5L-B
	All Electric Start Models	00-03	CB14L-A2•
350	All Kick-Start Models	95-99	CB7-A
	All Kick-Start Models	00-03	CB5L-B
	All Electric Start Models	00-03	CB14L-A2•

SYM

cc	Model	Year	Battery Type
50	Red Devil	01	PTX4L-BS•

TGB / VINKING

cc	Model	Year	Battery Type
150	All Models	00	CB4L-B•
125	All Models	00	CB4L-B•
90	All Models	00	CB4L-B•
50	All Models	00	CB4L-B•

TRIUMPH

cc	Model	Year	Battery Type
2300	Rocket III	03-11	PTX20L-BS•
1600	Thunderbird	10-11	PTX20L-BS•
1200	Trophy	00-04	PTX14-BS•
	All Other Models	93-99	CB14L-A2•
1050	Tiger	07-11	PT12B-4
	Speed Triple	05-10	PTX12BS-BS•
	Sprint ST	05-10	PTX12BS-FS†
1000	Daytona	92-93	CB14L-A2•
955	Daytona 955i, Speed Triple, Sprint ST	99-04	PTX14-BS•
	Sprint RS	00-04	PTX14-BS•
	Tiger	02-06	PTX14-BS•
	All Other Models	96-97	CB14L-A2•
900	Bonneville	06-07	PTX12-BS•
	Scrambler	06-07	PTX12-BS•
	T90		6N11A-1B
	Tiger	99-01	PTX14-BS•
	Thrupton	03-11	PTX12-BS•
	Thunderbird	02-03	CB14L-A2•
	All Other Models	91-01	CB14L-A2•
865	America	09-11	PTX12-BS•
	Bonneville T100, SE	09-11	PTX12-BS•
	Scrambler	09-11	PTX12-BS•
	Speedmaster	09-11	PTX12-BS•
800	Bonneville	01-05	PTX12-BS•
	Speedmaster	03-05	PTX12-BS•
750	Bonneville, Tiger		CB9-B
	T150 Trident		CB7L-B
	All Other Models	93-97	CB14L-A2•
675	Daytona 675	06-11	PT7B-4
	Street Triple	09-11	PTX9-BS•
650	T120 Bonneville		CB7L-B
600	600 (12V)		B39-6(x2)
	6T, T20B		6N11A-1B
	Daytona 600	03-05	PTX9-BS•
	TT600	00-03	PTX12-BS•
500	500 (12V)		B39-6(x2)
	5TA, TR5A/R		6N11A-1B
350	350 (6V)		6N11A-1B
	350 (12V)		B39-6(x2)
	350 3TA, Twenty One		B38-6A
250	Tigriss (6V)		6N11A-1B
	Tigriss (12V)		6N11A-1B(x2)
200	Tiger		6N11A-1B
183	Tigriss		6N11A-1B
173	Tigriss		6N11A-1B
150	Trident		CB7L-B
120	Bonneville		CB7L-B

* Please see battery cross reference chart on page 5 for optional upgrades.

† Must use factory activated battery.

SCOOTER BATTERY APPLICATIONS

APRILLA

cc	Model	Year	Factory Sealed, Maintenance Free		Sealed Maintenance Free		High Performance	Conventional
			Free	Free	Free	Free		
500	Scarabeo	09-11	PTX12BS-FS	PTX12BS-FS	PTX12BS	PTX12BS	—	—
250	Sport City	09-11	PTX12BS-FS	PTX12BS-FS	PTX12BS	PTX12BS	—	—
200	Scarabeo	09-11	—	—	—	—	CB12AL-A	—
150	Mojito	09-10	PTX7LBS-FS	PTX7LBS-FS	PTX7LBS	PTX7LBS	—	—
125	Sport City	08-11	—	—	—	—	CB9-B	—
100	Scarabeo ST	09-10	—	—	—	—	CB9-B	—
50	Sport City	08-11	—	—	—	—	CB9-B	—
	SR50	09-11	—	—	—	—	CB9-B	—

DDR

cc	Model	Year	Factory Sealed, Maintenance Free		Sealed Maintenance Free		High Performance	Conventional
			Free	Free	Free	Free		
	All Models		PTX4LBS-FS	PTX4LBS-FS	PTX4LBS	PTX4LBS	—	—

E-TON

cc	Model	Year	Factory Sealed, Maintenance Free		Sealed Maintenance Free		High Performance	Conventional
			Free	Free	Free	Free		
150	Beamer R4-150	-11	PTX9BS-FS	PTX9BS-FS	PTX9BS	PTX9BS	—	—
	Matrix R4-150	-11	PTX9BS-FS	PTX9BS-FS	PTX9BS	PTX9BS	—	—
	Sport 150	-11	PTX7ABS-FS	PTX7ABS-FS	PTX7A-BS	PTX7A-BS	—	—
50	Beamer 50, III	00-11	PTX5LBS-FS	PTX5LBS-FS	PTX5LBS	PTX5LBS	—	—
	Matrix 50	-11	PTX5LBS-FS	PTX5LBS-FS	PTX5LBS	PTX5LBS	—	—
	Sport 50	-11	PTX7ABS-FS	PTX7ABS-FS	PTX7A-BS	PTX7A-BS	—	—

SCOOTER BATTERY APPLICATIONS

HONDA

cc	Model	Year	Factory Sealed, Maintenance Free	Sealed Maintenance Free	High Performance	Conventional
600	FSC600 Silver Wing	02-11	PTZ12S			
250	CH250 Elite	85-90	PTX12BS-FS	PTX12-BS		
	CN250 Helix	93-09	PTX12BS-FS	PTX12-BS		
	CN250 Helix	86-87	PTX12BS-FS	PTX12-BS		
	NSS250 Reflex	01-09	PTZ12S			
	PS250 Big Ruckus	05-08	PTZ12S			
150	NHX110 Elite	10-11	PTX7LBS-FS	PTX7L-BS		
	PCX	10-11	PTZ7S			
	CH150 Elite	87	PTX9BS-FS	PTX9-BS		
	CH150 Elite Deluxe	85-86			CB9-B	
	FES150			PTR9-BS		
	SH150	10-11	PTX7LBS-FS	PTX7L-BS		
125	CH125 Elite	84			CB9-B	
	FES125			PTR9-BS		
	NH125 Aero	84			CB5L-B	
	Pantheon 125			PTR9-BS		
80	CH80 Elite	93-09	PTX5LBS-FS	PTX5L-BS		
	NH80 Aero	85	PTX5LBS-FS	PTX5L-BS		
	NH80MD Aero	83-84			CB5L-B	
50	CHF50 Metropolitan, II, SP	02-11	PTZ7S			
	NB50 Aero	85-87	PTX4LBS-FS	PTX4L-BS		
	NB50M Aero	83-84			CB4L-B	
	NN50MD Gyro	84			CB4L-B	
	NPS50, S, Ruckus	03-11	PTZ7S			
	NQ50 Spree, 50D SS	86-87	PTX4LBS-FS	PTX4L-BS		
	NQ50 Spree	84-85			CB4L-B	
	P50 Little Honda	67-68			6N4-2A-4	
	PA50I Moped, PA50II	78-83			6N4B-2A-5	
	SA50 Elite LX, S, SR	88-01	PTX4LBS-FS	PTX4L-BS		
	SB50 (All)	88-90	PTX4LBS-FS	PTX4L-BS		
	SE50 Elite (All)	87	PTX4LBS-FS	PTX4L-BS		
	TG50 Gyro S (All)	85-86	PTX4LBS-FS	PTX4L-BS		

HYOSUNG MOTORS

cc	Model	Year	Factory Sealed, Maintenance Free	Sealed Maintenance Free	High Performance	Conventional
250	NS3-250	09-11	PTX9BS-FS	PTX9-BS		
100	EZ100	All	PTX5LBS-FS	PTX5L-BS		
50	SB50 Super Cab, SD50 Sense, SF50 Prima	All	PTX4LBS-FS	PTX4L-BS		

KASEA

cc	Model	Year	Factory Sealed, Maintenance Free	Sealed Maintenance Free	High Performance	Conventional
50	Sense, Prima	All	PTX5LBS-FS	PTX5L-BS		

KYMCO

cc	Model	Year	Factory Sealed, Maintenance Free	Sealed Maintenance Free	High Performance	Conventional
500	Xciting 500i	09-11	PTX14BS-FS	PTX14-BS		
400	Xciting 400i	09	PTX12BS-FS	PTX12-BS		
250	People 250	09-11	PTX12BS-FS	PTX12-BS		
	Xciting 250i	10-11	PTX12BS-FS	PTX12-BS		
200	People S 200	-11	PTX7ABS-FS	PTX7A-BS		
150	People S 150	09-11	PTX7ABS-FS	PTX7A-BS		
	Super 8 150	09-11	PTX7ABS-FS	PTX7A-BS		
125	Agility 125	-11	PTX5LBS-FS	PTX5L-BS		
	People S 125	09-10	PTX7ABS-FS	PTX7A-BS		
50	Super 8	09-11	PTX7ABS-FS	PTX7A-BS		
	Super 9	09-10	PTX5LBS-FS	PTX5L-BS		
	People	09-11	PTX5LBS-FS	PTX5L-BS		
	People S 50	09-10	PTX7ABS-FS	PTX7A-BS		
	Agility 50	09-10	PTX7ABS-FS	PTX7A-BS		

MANCO

cc	Model	Year	Factory Sealed, Maintenance Free	Sealed Maintenance Free	High Performance	Conventional
50	5049E	02-06	PTX5LBS-FS	PTX5L-BS		
	5051L	06	PTX5LBS-FS	PTX5L-BS		

PIAGGIO

cc	Model	Year	Factory Sealed, Maintenance Free	Sealed Maintenance Free	High Performance	Conventional
500	MP3 500	08-11	PTX14BS-FS	PTX14-BS		
	BV500	08-11	PTX14BS-FS	PTX14-BS		
	Fuoco 500ie	10-11				
	MP3 500	08-10	PTX14BS-FS	PTX14-BS		
	Nexus 500ie	10	PTX14AHLBS-FS	PTX14AHL-BS	CB14L-A2	
460	X9	09	PTX14BS-FS	PTX14-BS		
400	MP3 400	08-11	PTX14BS-FS	PTX14-BS		
300	GTS300	10-11	PTX14BS-FS	PTX14-BS		
	Nexus 300ie	10-11	PTX14BS-FS	PTX14-BS		
250	GTS250	10-11	PTX14BS-FS	PTX14-BS		
	GTV250	10-11	PTX14BS-FS	PTX14-BS		
	MP3 250	08-11	PTX14BS-FS	PTX14-BS		
	BV250	08-11	PTX14BS-FS	PTX14-BS		
200	Runner 200	10-11	PTX12BS-FS	PTX12-BS		
150	FLY150	09-11			CB9-B	
	LX150	10-11			CB9-B	
125	Runner 125	10-11	PTX14BS-FS	PTX14-BS		
50	FLY50	09-11			CB9-B	
	LX50	10-11			CB9-B	
	SP50	10			CB4L-B	
	Typhoon	09			CB9-B	

SUZUKI

cc	Model	Year	Factory Sealed, Maintenance Free	Sealed Maintenance Free	High Performance	Conventional
650	AN650 Burgman	03-11	PTX14BS-FS†			
400	AN400 Burgman	03-11	PTX12ABS-FS†			
50	F50, F50R	71				6N4-2A
	FA50 Shuttle	80-91				6N2-2A-4
	FS50	80-81				6N4-2A
	FZ50	79-83				6N4-2A

SYM

cc	Model	Year	Factory Sealed, Maintenance Free	Sealed Maintenance Free	High Performance	Conventional
250	RV250	10-11	PTX12BS-FS	PTX12-BS		
200	HD200	09-11	PTX9BS-FS	PTX9-BS		
125	HD125	10-11	PTX9BS-FS	PTX9-BS		
	Fiddl125	10-11	PTX7ABS-FS	PTX7A-BS		
50	DD	09	PTX4LBS-FS	PTX4L-BS		
	Fiddl150	10-11	PTX7ABS-FS	PTX7A-BS		
	JetEuro 50	10-11	PTZ7S			
	MIO50	10-11	PTX7ABS-FS	PTX7A-BS		
	MIO50	09	PTX5LBS-FS	PTX5L-BS		
	RS50	10	PTX4LBS-FS	PTX4L-BS		
	SYMply50	10-11	PTX7ABS-FS	PTX7A-BS		

YAMAHA

cc	Model	Year	Factory Sealed, Maintenance Free	Sealed Maintenance Free	High Performance	Conventional
500	XP500T-Max	09-11	PTZ10S			
400	YP400 Majesty	04-11	PT9B-4			
	Maxam	-11	PTZ10S			
250	Morphous	06-07	PTZ10S			
200	XC200 Riva	87-91			CB10L-B2	
180	XC180 Riva	83-85			CB10L-B	
125	YJ125T Vino 125	04-09	PTX7ABS-FS	PTX7A-BS		
	XC125 Riva	85-01			CB7C-A	
	Zuma 125	09-11	PT7B-4			
80	CV80 Riva	83-87				6N11-2D
50	JOG, ZR	-11	PTX5LBS-FS	PTX5L-BS		
	CA50 Riva	83-86				6CB8L-B
	CE50 Riva Jog	86-87			CB4L-B	
	CG50 Riva	88-91			CB4L-B	
	CV50 Riva	84				6CB8L-B
	CW50 Zuma	89-90			CB4L-B	
	CW50 Zuma II	97-01			CB4L-B	
	CV50 Riva Jog	92-01	PTX4LBS-FS	PTX4L-BS		
	SH50 Riva Razz	87-01			CB4L-B	
	XC50 Vino Classic	06-11	PTX5LBS-FS	PTX5L-BS		
	XF50W (C3)	07-11	PTX5LBS-FS	PTX5L-BS		
	Vino/Vino Classic	01-09			PTX4B-BS	
	YW50A Zuma	02-11	PTX5LBS-FS	PTX5L-BS		
	VOX	-11	PTX5LBS-FS	PTX5L-BS		

* Please see battery cross reference chart on page 5 for optional upgrades.

† Must use factory activated battery.



SNOWMOBILE BATTERY APPLICATIONS

ARCTIC CAT

cc	Model	Year	Factory Sealed, Maintenance Free	Sealed Maintenance Free	High Performance	Conventional
4 Stroke Trail, Touring						
Bearcat 340, 440						
Bearcat 570						
Bearcat 570						
Bearcat WT						
Bearcat WT						
Bearcat WT						
Bearcat WT Turbo						
Cheetah						
Cheetah						
Cougar						
Cougar						
Cougar						
El Tigre 5000						
EXT						
EXT						
EXT Dix (EFI)						
EXT (EFI)						
EXT (EFI)						
EXT 600						
EXT (Carb)						
EXT Special						
F5						
Firecat						
Jag AFS						
Jag AFS L/T						
Jag, Jag Dix						
Jag, Jag Dix						
Jag Liquid						
Jag Z						
Jag Z						
King Cat 900						
Lynx						
Mountain Cat						
Mountain Cat 500						
Mountain Cat 570						
Mountain Cat 600						
Mountain Cat 800						
Mountain Cat 900						
Mountain Cat 1000						
Pantera						
Pantera						
Pantera						
Pantera						
Pantera						
Pantera 550, 600						
Pantera 800						
Panther						
Panther						
Panther						
Panther 340						
Panther 370						
Panther 370						
Panther 440						
Panther 550						
Panther 570						
Panther 660						
Powder Extreme						
Powder Special						
Prowler						
Prowler						
Prowler 2-Up						
Prowler Special						
Puma						
Sabercat 500						
Sabercat 600, 700						
Super Jag						
Super Jag						
T660 Touring						
T660 Turbo						
T660 Turbo Touring						
T500, T570						
Thundcrat						
Wildcat (EFI)						
Wildcat (EFI)						
Wildcat MC						
Wildcat Touring						
Z						
Z 370, 440						
Z 570						
ZL						

ARCTIC CAT (Continued)

cc	Model	Year	Factory Sealed, Maintenance Free	Sealed Maintenance Free	High Performance	Conventional
ZL 500		02	PTX20BS-FS#	PTX20-BS#	CB18-A	
ZL 550, 600		02-03	PTX20BS-FS#	PTX20-BS#	CB18-A	
ZL 800		02-03	PIX50LBS-FS	PIX50L-BS	C50-N18L-A-LM	
ZR (EFI)		95-96			CB7-A	12N7-4A
ZR 500, 600		01-02	PTX20BS-FS#	PTX20-BS#	CB18-A	
ZR 800		02-03	PIX50LBS-FS	PIX50L-BS	C50-N18L-A-LM	
ZR 900		03-06	PIX50LBS-FS	PIX50L-BS	C50-N18L-A-LM	
ZRT		97-02	PTX20BS-FS#	PTX20-BS#	CB18-A	

BOMBARDIER / SKI-DOO (BRP)

cc	Model	Year	Factory Sealed, Maintenance Free	Sealed Maintenance Free	High Performance	Conventional
1200 Grand Touring		10-11	PTX20HLBS-FS†			
GSX, GTX, MX Z		09-11	PTX20HLBS-FS†			
1000 Expedition		03-06	PIX50LBS-FS†			
Legend		03-06	PIX50LBS-FS†			
Scandic		03-06	PIX50LBS-FS†			
800 Expedition, Legend		-11	PTX20LBS-FS†			
Skandic		-11	PTX20LBS-FS†			
Renegade, Summit		-11	PTX20LBS-FS†			
GSX, MX Z		-11	PTX20LBS-FS†			
600 Expedition, Skandic		-11	PTX20LBS-FS†			
Summit		-11	PTX20LBS-FS†			
Grand Touring		-11	PTX20LBS-FS†			
Renegade		-11	PTX20LBS-FS†			
GSX, GTX		-11	PTX20LBS-FS†			
550 Expedition		-10	PTX20LBS-FS†			
Freestyle, Skandic		-10	PTX20LBS-FS†			
Grand Touring		-10	PTX20LBS-FS†			
Renegade		-10	PTX20LBS-FS†			
Skandic		-10	PTX20LBS-FS†			
300 All models		-98	PIX50LBS-FS	PIX50L-BS	C50-N18L-A-LM	C50-N18L-A3
All 4-stroke		03	PIX50LBS-FS	PIX50L-BS		
CK3 Types		99-03	PIX50LBS-FS	PIX50L-BS	C50-N18L-A-LM	C50-N18L-A3
Elite		04-06	PIX30LBS-FS	PIX30L-BS		
ZX Types		99-01	PTX15LBS-FS	PTX15L-BS		
ZX Types		02-03	PTX20LBS-FS	PTX20L-BS		

KAWASAKI

cc	Model	Year	Factory Sealed, Maintenance Free	Sealed Maintenance Free	High Performance	Conventional
All Models		All	PIX50LBS-FS	PIX50L-BS	C50-N18L-A-LM	C50-N18L-A3

POLARIS

cc	Model	Year	Factory Sealed, Maintenance Free	Sealed Maintenance Free	High Performance	Conventional
800 Rush, RMK, Pro,						
Assault, SWBK		11	PTX20LBS-FS	PTX20L-BS		
750 FS Wide Track		10-11	PIX30LBS-FS	PIX30L-BS		
Turbo, LX, IQ		08-11	PTX20LBS-FS	PTX20L-BS		
Wide Track		89-09	PIX50LBS-FS	PIX50L-BS	C50-N18L-A-LM	C50-N18L-A3
FS/FST		06-09	PTX20LBS-FS	PTX20L-BS		
600 Rush, IQ, Shift,						
Switchback		09-11	PTX20LBS-FS	PTX20L-BS		
Turbo Switchback		06-10	PTX20LBS-FS	PTX20L-BS		
Turbo Dragon		06-10	PTX20LBS-FS	PTX20L-BS		
Turbo LX		-10	PTX20LBS-FS	PTX20L-BS		
IQ Touring		-08	PTX14AHBS-FS	PTX14AHL-BS		
Indy, Indy Trail		84-91	PIX50LBS-FS	PIX50L-BS	C50-N18L-A-LM	C50-N18L-A3
All EFI (RXL, 500 EFI)		93-97			CB9A-A	
FS/FST		06-10	PTX20LBS-FS	PTX20L-BS		
Sprint (Electric Start)		86-90			C60-N24-A	
Wide Track		10-11	PIX30LBS-FS	PIX30L-BS		
Wide Track		89-05	PIX50LBS-FS	PIX50L-BS	C50-N18L-A-LM	C50-N18L-A3
All Other Models		92-05	PTX14AHBS-FS	PTX14AHL-BS	CB14A-A2	
All Electric Start Kits		85-93	PIX50LBS-FS	PIX50L-BS	C50-N18L-A-LM	C50-N18L-A3
All Electric Start Kits		94-05	PTX14AHBS-FS	PTX14AHL-BS	CB14A-A2	
550 IQ, LXT, Shift		11	PTX20LBS-FS	PTX20L-BS		
544 Trail, Trail Touring		-10	PTX14AHBS-FS	PTX14AHL-BS	CB14A-A2	
500 Wide Track		89-11	PIX50LBS-FS	PIX50L-BS	C50-N18L-A-LM	C50-N18L-A3

YAMAHA

cc	Model	Year	Factory Sealed, Maintenance Free	Sealed Maintenance Free	High Performance	Conventional
1049FX Nitro		09-11	PTX20LBS-FS	PTX20L-BS		
RS Venture		09-11	PTX20LBS-FS	PTX20L-BS		
RS Vector		-11	PTX20LBS-FS	PTX20L-BS		

The PTX20 series batteries may be used as an optional upgrade, but some modification to the hold down may be necessary. See battery label for retrofit cautions.

† Must use factory activated battery.
• Please see battery cross reference chart on page 5 for optional upgrades.

SNOWMOBILE BATTERY APPLICATIONS

YAMAHA (Continued)

cc	Model	Year	Factory Sealed, Maintenance Free	Sealed Maintenance Free	High Performance	Conventional
1049	RS Viking Profess.	09-11	PTX20LBS-FS	PTX20L-BS	—	—
1000	RS1000S,GT,RS	—	PTX20LBS-FS	PTX20L-BS	—	—
	Apex	06-11	PTX14BS-FS	PTX14-BS	—	—
	RX1000R RX (All Models)	03-05	PTX20LBS-FS	PTX20L-BS	—	—
998	Apex	06-09	PTX14BS-FS	PTX14-BS	—	—
973	Vector	09	PTX20LBS-FS	PTX20L-BS	—	—
	Viking	09	PTX20LBS-FS	PTX20L-BS	—	—
700	SVX700ER	—	—	—	—	—
	SVViper ER	02-05	PIX50LBS-FS	PIX50L-BS	C50-N18L-A-LMC	C50-N18L-A3
	VT700 Venture 700	98-04	PIX50LBS-FS	PIX50L-BS	C50-N18L-A-LMC	C50-N18L-A3
	VX700XTCD	—	—	—	—	—
	Vmax 700	—	—	—	—	—
	XTC Deluxe	98	PIX50LBS-FS	PIX50L-BS	C50-N18L-A-LMC	C50-N18L-A3
	VX700DX Vmax	—	—	—	—	—
	700 Deluxe	99-00	PIX50LBS-FS	PIX50L-BS	C50-N18L-A-LMC	C50-N18L-A3
	VX700ER Vmax	—	—	—	—	—
	700 ER	01-02	PIX50LBS-FS	PIX50L-BS	C50-N18L-A-LMC	C50-N18L-A3
600	VT600 Venture 600	97-98	PIX50LBS-FS	PIX50L-BS	C50-N18L-A-LMC	C50-N18L-A3
	VT600 Venture 600	99-06	PIX50LBS-FS	PIX50L-BS	C50-N18L-A-LMC	C50-N18L-A3
	VX600E/DX	—	—	—	—	—
	Vmax 600 LE/ DX	94-96	—	—	CB16AL-A2	—
	VX600ER Vmax	—	—	—	—	—
	600 ER	02-03	PIX50LBS-FS	PIX50L-BS	C50-N18L-A-LMC	C50-N18L-A3
	VX600XTC Vmax	—	—	—	—	—
	600 XTC	97-98	—	—	CB16AL-A2	—
	VX600 DX Xmax	—	—	—	—	—
	600 Deluxe	99-01	PIX50LBS-FS	PIX50L-BS	C50-N18L-A-LMC	C50-N18L-A3
570	EX570E Exciter	88-90	—	—	CB16AL-A2	—
	EX570E	—	—	—	—	—
	Exciter II LE	91-93	—	—	CB16AL-A2	—
540	EC540 Excel	79-80	PIX50LBS-FS	PIX50L-BS	C50-N18L-A-LMC	C50-N18L-A3
	VK540E, II, III	89-03	—	—	CB16AL-A2	—
	XL540 XLV	85-90	—	—	CB16AL-A2	—

* Please see battery cross reference chart on page 5 for optional upgrades.

YAMAHA (Continued)

cc	Model	Year	Factory Sealed, Maintenance Free	Sealed Maintenance Free	High Performance	Conventional
500	PHAZER	-11	PTX14BS-FS	PTX14-BS	—	—
	Venture Lite	-11	PTX14BS-FS	PTX14-BS	—	—
	PZ500DX Phazer	—	—	—	—	—
	500 Deluxe	01	—	—	CB16AL-A2	—
	VT500 Venture 500	97-01	—	—	CB16AL-A2	—
	VT500	—	—	—	—	—
	Venture 500 XL	99-00	—	—	CB16AL-A2	—
	VX500E Vmax	94-01	—	—	CB16AL-A2	—
499	Phazer	09	PTX14BS-FS	PTX14-BS	—	—
	Venture Lite	09	PTX14BS-FS	PTX14-BS	—	—
480	PZ480E Phazer	—	—	—	—	—
	Deluxe	84-89	PTX14AHLBS-FS	PTX14AHL-BS	CB14L-A2	12N14-3A
	PZ480E Phazer II	—	—	—	—	—
	LE, SS	90-98	PTX14AHLBS-FS	PTX14AHL-BS	CB14L-A2	12N14-3A
	VT480 Venture GT	92-93	PTX14AHLBS-FS	PTX14AHL-BS	CB14L-A2	12N14-3A
	VT480 Venture XL	91-97	PTX14AHLBS-FS	PTX14AHL-BS	CB14L-A2	12N14-3A
	VT480TR Venture	—	—	—	—	—
	TR Electric	98	PTX14AHLBS-FS	PTX14AHL-BS	CB14L-A2	12N14-3A
340	CS340 Ovation	—	—	—	—	—
	Deluxe/ LE	89-98	PTX14AHLBS-FS	PTX14AHL-BS	CB14L-A2	12N14-3A
	EC340 Excel III	81-88	PTX14AHLBS-FS	PTX14AHL-BS	CB14L-A2	12N14-3A
	ET340E Enticer	79	PIX50LBS-FS	PIX50L-BS	C50-N18L-A-LMC	C50-N18L-A3
	ET340E Enticer	80	PTX14AHLBS-FS	PTX14AHL-BS	CB14L-A2	12N14-3A
300	CF300 Inviter	86-90	—	—	CB16AL-A2	—
125	SV125E Sno-Sport	90-91	PTX14AHLBS-FS	PTX14AHL-BS	CB14L-A2	12N14-3A
80	SV80E Sno-Scoot	88-90	—	—	CB7L-B	12N7-3B
	Electric Start Kit	—	—	—	—	—
	8DS Triple	All	PIX50LBS-FS	PIX50L-BS	C50-N18L-A-LMC	C50-N18L-A3
	Electric Start Kit	—	—	—	—	—
	8CR Twin Vmax	All	PTX14AHLBS-FS	PTX14AHL-BS	CB14L-A2	—
	Electric Start Kit	—	—	—	—	—
	8DJ PZ500	All	PTX14AHLBS-FS	PTX14AHL-BS	CB14L-A2	—
	Electric Start Kit	—	—	—	—	—
	8BH PZ480 ST, ET410TR	All	PTX14AHLBS-FS	PTX14AHL-BS	CB14L-A2	—

UTILITY VEHICLE BATTERY APPLICATIONS

ARCTIC CAT

cc	Model	Year	Factory Sealed, Maintenance Free	Sealed Maintenance Free	High Performance	Conventional
1000	Prowler 1000	-11	PIX30LBS-FS	PIX30L-BS	CB30L-B	—
700	Prowler 700	-11	PIX50LBS-FS	PIX50L-BS	C50-N18L-A-LM	—
650	Prowler 650	06-10	PIX50LBS-FS	PIX50L-BS	C50-N18L-A-LM	—
550	Prowler 550	-11	PIX50LBS-FS	PIX50L-BS	—	—

BRP (CAN-AM)

cc	Model	Year	Factory Sealed, Maintenance Free	Sealed Maintenance Free	High Performance	Conventional
1000	Commander 1000	11	PTX20LBS-FS†	—	—	—
800	Commander 800	11	PTX20LBS-FS†	—	—	—

HONDA

cc	Model	Year	Factory Sealed, Maintenance Free	Sealed Maintenance Free	High Performance	Conventional
700	MUV700 Big Red	08-11	PTX14BS-FS	PTX14-BS	—	—

KAWASAKI

cc	Model	Year	Factory Sealed, Maintenance Free	Sealed Maintenance Free	High Performance	Conventional
950	Mule 5210 Diesel	-10	—	—	—	—
750	Teryx All Model(US)	08-11	—	—	—	U1(9)
	Teryx All Model(CN)	08-11	PTX14BS-FS†	—	—	—
650	KAF650	—	—	—	—	—
	Mule 4010 4x4	09	PTX20LBS-FS	PTX20L-BS	—	—
620	KAF620, Mule3010	-11	—	—	—	U1(9)
	4x4 Advantage	—	—	—	—	—
	KAF620F,	—	—	—	—	—
	Mule 4010 4x4(US)	-11	—	—	—	U1(9)
	KAF620F,	—	—	—	—	—
	Mule 4010 4x4(CN)	-11	PTX20LBS-FS	PTX20L-BS	—	—
	Mule 4000	05-11	—	—	—	U1(9)
	Classic	05-07	PTX20LBS-FS	PTX20L-BS	—	—
	KAF620, Mule 3000,	—	—	—	—	—
	3010, 3020	—	PTX20LBS-FS	PTX20L-BS	—	—
	KAF620, Mule	—	—	—	—	—
	2500, 2510, 2520	—	PTX19CLBS-FS	PTX19CL-BS	CB16CL-B	—

* Please see battery cross reference chart on page 5 for optional upgrades.

KAWASAKI (Continued)

cc	Model	Year	Factory Sealed, Maintenance Free	Sealed Maintenance Free	High Performance	Conventional
540	KAF540, Mule	—	—	—	—	—
	2010, 2020, 2030	—	PTX19CLBS-FS	PTX19CL-BS	CB16CL-B	—
450	KAF450, Mule 1000	—	PTX19CLBS-FS	PTX19CL-BS	CB16CL-B	—
400	KAF400, Mule 600,	—	—	—	—	—
	610	05-11	PTX14AHLBS-FS	PTX14AHL-BS	CB14A-A2	—
360	Advantage Classic	03-07	PTX20LBS-FS	PTX20L-BS	—	—
300	KAF300, Mule 500,	—	—	—	—	—
	520, 550	—	PTX14AHLBS-FS	PTX14AHL-BS	CB14A-A2	—

KYMCO

cc	Model	Year	Factory Sealed, Maintenance Free	Sealed Maintenance Free	High Performance	Conventional
500	UXV500	-11	PTX20LBS-FS	PTX20L-BS	—	—

POLARIS

cc	Model	Year	Factory Sealed, Maintenance Free	Sealed Maintenance Free	High Performance	Conventional
800	Ranger RZR	09-11	PTX20HLBS-FS	—	—	—
700	Ranger 6x6, 4x4	06-10	PIX30LBS-FS	PIX30L-BS	—	—
500	Ranger 6x6, 4x4	98-11	PIX30LBS-FS	PIX30L-BS	CB30L-B	—
425	Ranger 2x4	02-03	PIX30LBS-FS	PIX30L-BS	CB30L-B	—
170	Ranger RZR	-11	PTX12BS-FS	PTX12-BS	—	—

SUZUKI

cc	Model	Year	Factory Sealed, Maintenance Free	Sealed Maintenance Free	High Performance	Conventional
620	QUV620F	05	PTX20LBS-FS	PTX20L-BS	—	—

YAMAHA

cc	Model	Year	Factory Sealed, Maintenance Free	Sealed Maintenance Free	High Performance	Conventional
700	Rhino (All Models)	08-11	P11U1LD-FS	—	—	—
660	Rhino (All Models)	04-07	P11U1LD-FS	—	—	—
440	Rhino (All Models)	04-09	P11U1LD-FS	—	—	—

† Must use factory activated battery.



PERSONAL WATERCRAFT BATTERY APPLICATIONS

AQUA-JET CO.

cc	Model	Year	Factory Sealed, Maintenance Free	Sealed Maintenance Free	High Performance	Conventional
432	Aqua-Jet Sx1	89-90	PTX19BS-FS	PTX19-BS	CB16-B	-
430	Aqua-Jet Sx1	91	PTX19BS-FS	PTX19-BS	CB16-B	-

ARCTIC CAT

cc	Model	Year	Factory Sealed, Maintenance Free	Sealed Maintenance Free	High Performance	Conventional
770	Tiger Shark	97-99	PTX14AHLBS-FS	PTX14AHL-BS	CB14L-A2	-
640	Tiger Shark	97-99	PTX14AHLBS-FS	PTX14AHL-BS	CB14L-A2	-

BAMBARDIER / SEA-DOO (BRP)

cc	Model	Year	Factory Sealed, Maintenance Free	Sealed Maintenance Free	High Performance	Conventional
1500	GTI, GTX, RXP, RXT, WAKE	-11	PIX30CLBS-FS	-	CB30CL-B	-
	GTI, RXT	09	PIX30CLBS-FS	PIX30CL-BS	CB30CL-B	-
	GTX 4-Tec, RXP	03-06	PIX30CLBS-FS	PIX30CL-BS	CB30CL-B	-
	GTX 4-Tec, RXP	07	PIX30CLBS-FS	PIX30CL-BS	-	-
	All other Models	94-07	PTX19CLBS-FS	PTX19CL-BS	CB16CL-B	-
	All Models	88-93	PTX19LBS-FS	PTX19L-BS	CB16L-B	-

HONDA

cc	Model	Year	Factory Sealed, Maintenance Free	Sealed Maintenance Free	High Performance	Conventional
1470	Aqua Trax F-15, F-15X	03-10	PTX20LBS-FS	PTX20L-BS	-	-
1235	Aqua Trax F-12, F-12X	02-09	PTX20LBS-FS	PTX20L-BS	-	-
	Aqua Trax R-12, R-12X	02-09	PTX20LBS-FS	PTX20L-BS	-	-

KAWASAKI

cc	Model	Year	Factory Sealed, Maintenance Free	Sealed Maintenance Free	High Performance	Conventional
1500	JT1500-A, C STX-15F	04-11	PTX20LBS-FS	PTX20L-BS	-	-
	JT1500B, C, 250X, Ultra LX	07-11	PTX20LBS-FS	PTX20L-BS	-	-
1200	JH1200-A, B Ultra 150	99-05	PTX20LBS-FS	PTX20L-BS	-	-
	JT1200-A, B, C, STX-R, STX-12F	02-07	PTX20LBS-FS	PTX20L-BS	-	-
1100	JH1100-B Ultra 130	01-04	PTX20LBS-FS	PTX20L-BS	-	-
	JH1100 ZXi	96-03	PTX20LBS-FS	PTX20L-BS	-	-
	JT1100 STX	97-03	PTX20LBS-FS	PTX20L-BS	-	-
900	JH900 ZXi	95-97	PTX20LBS-FS	PTX20L-BS	-	-
	JT900 STS, STX	97-05	PTX20LBS-FS	PTX20L-BS	-	-
800	JS800 SX-R	03-11	PTX20LBS-FS	PTX20L-BS	-	-
750	JH750 SS, ST, Xi, XiR	92-99	PTX19CLBS-FS	PTX19CL-BS	CB16CL-B	-
	JH750 ST, Zxi	95-97	PTX20LBS-FS	PTX20L-BS	-	-

• Please see battery cross reference chart on page 5 for optional upgrades.

KAWASAKI (Continued)

cc	Model	Year	Factory Sealed, Maintenance Free	Sealed Maintenance Free	High Performance	Conventional
750	JS750 SX, ZX	92-95	PTX19CLBS-FS	PTX19CL-BS	CB16CL-B	-
	JS750 SXi, SXi Pro	95-02	PTX20LBS-FS	PTX20L-BS	-	-
	JT750 XiR, ST, STS	94-95	PTX19CLBS-FS	PTX19CL-BS	CB16CL-B	-
	JT750 STS, STX	96-98	PTX20LBS-FS	PTX20L-BS	-	-
650	JF650 X2	86-95	PTX19CLBS-FS	PTX19CL-BS	CB16CL-B	-
	JF650 TS	89-96	PTX19CLBS-FS	PTX19CL-BS	CB16CL-B	-
	JF650 SC	91-95	PTX19CLBS-FS	PTX19CL-BS	CB16CL-B	-
	JS650 SX	87-95	PTX19CLBS-FS	PTX19CL-BS	CB16CL-B	-
550	JS550, SX	86-95	PTX19CLBS-FS	PTX19CL-BS	CB16CL-B	-
	JS550	82-85	PTX19LBS-FS	PTX19L-BS	CB16L-B	-
440	JS440	87-92	PTX19CLBS-FS	PTX19CL-BS	CB16CL-B	-
	JS440	77-86	PTX19LBS-FS	PTX19L-BS	CB16L-B	-
400	JS400	76	PTX19LBS-FS	PTX19L-BS	CB16L-B	-
300	JS300 TS, SX	86-91	PTX19CLBS-FS	PTX19CL-BS	CB16CL-B	-

POLARIS

cc	Model	Year	Factory Sealed, Maintenance Free	Sealed Maintenance Free	High Performance	Conventional
	All Models	All	PTX19CLBS-FS	PTX19CL-BS	CB16CL-B	-

S.O.S. MARINE MFG

cc	Model	Year	Factory Sealed, Maintenance Free	Sealed Maintenance Free	High Performance	Conventional
	All Models	All	PTX19CLBS-FS	PTX19CL-BS	CB16CL-B	-

ULTRANOTICS

cc	Model	Year	Factory Sealed, Maintenance Free	Sealed Maintenance Free	High Performance	Conventional
800	Sea Flash	89-92	-	-	C60-N24AL-B	-
	Wet Bike	87-92	-	-	C60-N24AL-B	-
	Wet Bike	85-86	-	-	-	CHD4-12
	Jet Star 1250 (Boat)	88-90	-	-	C60-N24AL-B	-
	Jet Star 1260 (Boat)	91	-	-	C60-N24AL-B	-

WET JET INTERNATIONAL

cc	Model	Year	Factory Sealed, Maintenance Free	Sealed Maintenance Free	High Performance	Conventional
	All Models	All	PTX19BS-FS	PTX19-BS	CB16-B-LM	CB16-B

YAMAHA

cc	Model	Year	Factory Sealed, Maintenance Free	Sealed Maintenance Free	High Performance	Conventional
1800	FX, FZ	09-11	PTX19CLBS-FS	PTX19CL-BS	CB16CL-B	-
1100	VX	09-11	PTX19CLBS-FS	PTX19CL-BS	CB16CL-B	-
700	Superjet	09-11	PTX19CLBS-FS	PTX19CL-BS	CB16CL-B	-
	All Waverunner Models	87-09	PTX19CLBS-FS	PTX19CL-BS	CB16CL-B	-

RIDING MOWER BATTERY APPLICATIONS

ALLIS-CHALMERS

Model	Battery Type
405, 508	12N9-4B-1•
608LTD, 611LTD, 611 Special, 611H, 613, 616 Special, 616H, 830 Sprint, T811, T816, 1036 Spirit	U1(9)

ARIENS / GARAVELY

Model	Battery Type
1330, 1332, 8028, 8530	CB14A-A2•
901000 & 912000 Series	12N12A-4A-1•
925000 & 927000 Series	12N12A-4A-1•
929001, 929002, GT17, 931001, 931006, GT20, 931010, 931018, HT16, YT10, YT11	U1(9)

ATLAS TOOL & MFG. CO.

Model	Battery Type
ER2600, ER650, ER2680, ER3280	12N9-3A-1•

BOLENS

Model	Battery Type
Husky 728, Husky 770, Husky 829	CB9-B

BUTTON COMPANY

Model	Battery Type
32-10BBS, 36-10BBS, 36H-10BBS	U1(9)
52-10BBS, 52H-10BBS	U1(9)
Lawn Lark 36	U1R(9)

CARTER BROTHERS

Model	Battery Type
EZ-502, EZ-502C, EZ-702, EZ-702C	CB12A-A

CASE INTERNATIONAL

Model	Battery Type
107, 108, 108XC, 110, 110XC, 116XC, 117, 118, 210, 220, 222, 226, 442, 448, 644, 646, 648, 80XC M80	U1(9)
	CB12A-A

DEERE & CO.

Model	Battery Type
100, 108, 111, 112L, 116, 116H	U1(9)
200, R72, R92, S82, S92	U1(9)

DIXIE CHOPPER

Model	Battery Type
5018, 5020, 5024, 6024	U1(9)

E.T. RUGG CO.

Model	Battery Type
5049-E2, 5049-E4, 5069-E, 5088-E	U1(9)

ECONOMY TRACTOR

Model	Battery Type
PK1212	U1R(9)

FLOW-MOW MOWER CO.

Model	Battery Type
JETX 2668	U1(9)

FORD MOTOR CO.

Model	Battery Type
LGT100, LGT120, LGT125, LGT145, LGT165, LT75, RMT66	U1(9)

GARDEN WAY / TROY BUILT

Model	Battery Type
Pony (before 1996)	CB12A-A
Pony (After 1996)	CB9-B
Troy-Built Rototiller	U1(9)

GENERAL APPLIANCE MFG. CO.

Model	Battery Type
All Electric Starters	U1(9)

GENERAL POWER

Model	Battery Type
3-725-E7, 3-725-E8, 3-725-E9	12N12A-4A-1•
WES725, WES725-FS	12N12A-4A-1•

GILSON

Model	Battery Type
GT14, GT14E, GT14HE	U1(9)
YT11E, YT11HE, YT12.5, YT12E	U1(9)

GRAVLEY CORPORATION

Model	Battery Type
1132, 1138, IHDE-126, IHDE-130, IHSE-126	U1(9)
408	U1R(9)

HEILMAN ENTERPRISES

Model	Battery Type
11-76, 11-77, 11-78, 8-76, 8-77	U1(9)
220, 440, 445, 550, 555	U1R(9)

HUFFMAN MFG. CO. (HUFFY)

Model	Battery Type
H-270, H-360	CB12A-A

HULL INDUSTRIES

Model	Battery Type
TC30ER	CB16-B•

JACOBSEN/HOMELITE/HUSTLER

Model	Battery Type
42642, 43020, 43032, 43037	CB9-B
43043, Javelin MK11, RE-8E	CB9-B
53107, 53146, 53148, 53200, 53215, 53275, 53300, 53330	U1(9)
GT12G, GT12H	U1(9)
730-OLE, T-8	U1R(9)

JC PENNEY

Model	Battery Type
931-2703, 931-2737, 931-5730	U1(9)

J. I. CASE

Model	Battery Type
M-80	12N12A-4A-1•

KEES

Model	Battery Type
48/60	U1(9)

KUBOTA

Model	Battery Type
B4200, B5100, B5200, B6100, B620, B7100	U1(9)
G3200, G4200, G5200, G6200, PX2100	U1(9)

LAWN BOY

Model	Battery Type
333, 335, 5802, 5803, 7258E	12N9-3A-1•
7259E, 7260E, 8227E, 8228E	12N9-3A-1•
8229E, 8229EA, 8233E	12N9-3A-1•
9303E, 9325ES, 9328E, 9328ES, 9365ES, 9368E, 9368ES	U1(9)
9369ES (After 1975)	U1(9)
9329ES (After 1975)	U1(9)
9369ES & 9329ES (Thru 1975)	U1R(9)

MINNEAPOLIS-MOLINE

Model	Battery Type
All Models	U1(9)

MONTGOMERY WARD

Model	Battery Type
99 & Under Series	CB9-B
1300-1400 Series	U1(9)

MORIDGE MFG., CO.

Model	Battery Type
1210, 1622, 1822	U1(9)

MTD PRODUCTS

Model	Battery Type
300, 400, 500, 600 Series	CB14L-A2•
385, 410, 412, 465, 485, 489, 497	CB14L-A2•
387, 397, 455, 485, 495, 497, 525, 667, 760	U1(9)
500, 525, 526, 600, 698, 775, 795	CB14L-A2•
796, (395, 760 From 1981)	CB14L-A2•
700-800 Series	C50-N18L-A3•

MURRAY OHIO MFG., CO.

Model	Battery Type
2523, 3033, 3035, 6-30502	CB14L-A2•
6-30502X4, 6-30702, 6-30702X4	CB14L-A2•
7-30502	CB14L-A2•

NOMA

Model	Battery Type
321050... 321054, 328000... 328018	CB14L-A2•
360100, 36101	CB14L-A2•

POWER KING

Model	Battery Type
1212	U1(9)

ROOF MFG., CO.

Model	Battery Type
492683, 493081, 493071	U1(9)

ROOT MFG., CO.

Model	Battery Type
30-N7-3, 830-E, 30-NB-E	U1R(9)

ROPER

Model	Battery Type
96444, 96927, 96941, K522, K852	CB9-B
L722, L72256R	CB9-B
K9224AR, K922PRA, K9324AR	CB14L-A2•
K932PRA, L8000AT	CB14L-A2•

SEARS

Model	Battery Type
502.23365, 50223366, 502.2561128	U1R(9)
502.256050, 502.256051	12N14-3A•
502.256060... 502.256063	12N14-3A•
502.256070, 502.256071	12N14-3A•
502.256080, 502.256081	12N14-3A•
502.256120... 502.256126	12N14-3A•
502.256130... 502.256132	12N14-3A•
502.2561321, 502.2561576, 502.2561576	U1R(9)
502.256134, 502.256136A	12N14-3A•
502.256138, 917.255260	12N14-3A•
502.25617, 502.25619	U1R(9)
502.255270... 917.255273	12N14-3A•
502.255330, 917.255340	12N14-3A•
502.256135, 502.256136	CB16L-B•
502.256137, 502.256140	CB16L-B•
502.256141, 502.256142	CB16L-B•
131.96927, 131.969310	12N9-3A-1•
131.96941, 131.96970	12N9-3A-1•
520.25800 (Thru 1966)	U1(9)
520.25710 (Thru 1966)	U1(9)
520.25538 (Thru 1966)	U1(9)
536.250820... 536.250823	12N9-3A-1•
536.25087	12N9-3A-1•
536.250920... 536.250922	12N9-3A-1•

SEARS

Model	Battery Type
536.255110, 536.255112	12N9-3A-1•
536.255113, 536.255212	12N9-3A-1•
536.255220, 536.255221	12N9-3A-1•
536.255230... 536.255232	12N9-3A-1•
536.255240, 536.255250	12N9-3A-1•
536.657020, 536.657040	12N9-3A-1•
536.657060, 536.657080	12N9-3A-1•
536.658080, 536.963100	12N9-3A-1•
917.250740, 917.255120	12N9-3A-1•
917.25424,	
917.25431... 917.25435	U1R(9)
917.25474	U1R(9)
917.255121, 917.259180	12N9-3A-1•
917.25541, 917.25558,	
917.25582	U1R(9)
917.25932	12N9-3A-1•

SIMPLICITY

Model	Battery Type
3008, 3008-3, 99075	CB9-B

SNAPPER

Model	Battery Type
All Walk Behind Mowers (Electric Start)	PTX4L-BS•

SPEEDX TRACTOR CO.

Model	Battery Type
1020, 103, 1240, 1240M, 1320, 1330, 1632, 1640, 1640M, 1722, 1822, 820, 840, S-17, S-18	U1(9)

SWISHER

Model	Battery Type
18Hp/32"	CB12A-A

TRU-TEST

Model	Battery Type
2-832E5, 6-1036E5, 3-83DE-5, 7-1036DE-5	U1(9)
WDE-10365, WDE-8325, WE-10365, WE-8325	U1(9)

TURFMASTER

Model	Battery Type
12/36, 12/39	U1(9)

VOELLER, INC.

Model	Battery Type
SS-7	U1(9)

WESTERN INT'L. (DYNAMARK)

Model	Battery Type
320800, 328000, 361000	CB14L-A2•
361100, 361102... 361107	CB14L-A2•
361113, 361114, 421101, 456301	CB14L-A2•

WHEEL HORSE / TORO

Model	Battery Type
108-3, 108-5, 111-5 (1985)	CB14L-A2•
A85, A115 (1984)	CB14L-A2•
11-32, 11-38, 11-44	U1(9)
57300, 57351,	
57356, 57360	U1(9)
7-25, TE10, TE12	U1(9)
Grandmaster 117	U1(9)

WHITE OUTDOOR PRODUCTS

Model	Battery Type
FST-16	C50-N18L-A3•
GT-185, -205, -1000	C50-N18L-A3•
LT-125, -155, -160, -165	C50-N18L-A3•
GT1000, R80, T100, T80, T800, T85	U1(9)

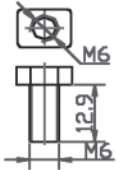
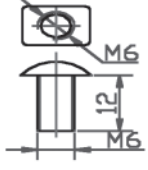
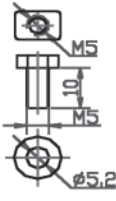
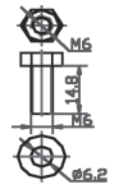
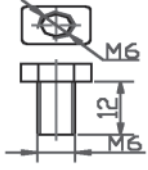
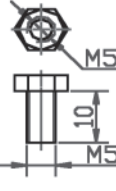

WOODS

Model	Battery Type
-------	--------------

NUT & BOLT KITS (FOR SUPER SPORT SERIES BRAND BATTERIES)

PART #	DESIGN	BATTERY TYPE
MCB-01		CB4L-A, CB4L-B, CB9L-A2
MCB-02		6N6-3B, 6N6-3B-1, 6CB8L-B, 12N5-3B, 12N5-4B, 12N5.5-3B, 12N5.5-4A, 12N5.5A-3B, CB3L-A, CB3L-B, CB5L-B
MCB-03		CB12AL-A2
MCB-04		12N11-3A-1, 12N14-3A, CB10A-A2, CB10L-A2, CB10L-B2, CB12B-B2, CB12C-A, CB14A-2, CB14A-A2, CB14B-2, CB14L-A2, CB14L-B2, SCB14L-A2, SCB14L-B2, CB16AL-A2, HCB16A-AB, CB18-A, CB18L-A, C50-N18A-A, SC50-N18L-AT, C50-N18L-A-LM
MCB-05		CB16CL-B
MCB-06		6N11-2D, 6N11A-1B, 6N12A-2D, B38-6A, B54-6, 12N7-4A, 12N7-3B, 12N7D-3B, 12N7-4B, 12N9-3A-1, 12N9-3B, 12N9-4B-1, 12N10-3A, 12N10-3A-1, 12N12A-4A-1, CB7-A, CB7C-A, CB7L-B, CB9-B, CB9A-A, CB9L-B, CB12A-A, CB12AL-A, CB12A-B, CB14L-A1, CB16-B, CB16L-B, CB16-B-LM, CB16HL-A-LM, PT9A-BS
MCB-09		CHD4-12, C60-N24-A, C60-N24L-A, C60-N24AL-B, 51814, 51913, 53030

NUT & BOLT KITS (FOR SUPER SPORT SERIES BRAND BATTERIES)

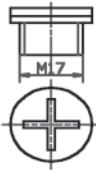


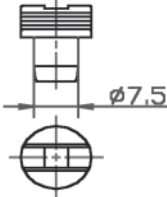

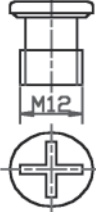
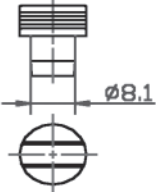
PART #	DESIGN	BATTERY TYPE
MCB-10		CB16B-A, CB16B-A1, C50-N18L-A3
MCB-11		PTX20-BS, PTX20CH-BS
MCB-12		PTZ5S, PT6B-3, PT7B-4, PTZ7S
MCB-13		12N24-3, U1(9), U1R(9), 51913-FS, P11U1LD-FS
MCB-14		PTX7ABS-FS, PT9B-4, PTX9BS-FS, PT12B-4, PTX12BS-FS, PT14B-4, PTX14BS-FS, PTX14LBS-FS, PTX14AHBS-FS, PTX14AHLBS-FS, PTX15LBS-FS, PTX19BS-FS, PTX19LBS-FS, PTX19CLBS-FS, PIX30CLBS-FS, PTX7A-BS, PTX9-BS, PTX12-BS, PTX14-BS, PTX14AH-BS, PTX14AHL-BS, PTX14L-BS, PTX16-BS, PTX19-BS, PTX19L-BS, PTX19CL-BS, PIX30CL-BS
MCB-15		B39-6
MCB-17		PTX20BS-FS, PTX20HLBS-FS, PTX20LBS-FS, PIX30HLBS-FS, PIX30LBS-FS, PIX50LBS-FS, PTX15L-BS, PTX18L-BS, PIX30L-BS, PIX50-BS, PIX50L-BS



NUT & BOLT KITS (FOR SUPER SPORT SERIES BRAND BATTERIES)





PART #	DESIGN	BATTERY TYPE
MCB-19		PTX16-BS-1
MCB-20		PTX20L-BS
MCB-21		PTX4LBS-FS, PTX5LBS-FS, PT6.5L-BS, PTX7LBS-FS, PTX4L-BS, PTX5L-BS, PTX7L-BS
MCB-22		PTZ10S, PTZ12S, PTX12ABS-FS, PTZ14S, PTR9-BS, PTX12A-BS
MCB-23		CB30L-B, CB30CL-B
MCB-24		CB10L-B, CB14A-A

FILLING CAPS FOR CONVENTIONAL TYPE BATTERIES (FOR SUPER SPORT SERIES BRAND BATTERIES)

PART #	DESIGN	BATTERY TYPE
MCC-01		C60-N24-A, C60-N24L-A, C60-N24L-B, 53030
MCC-02		6N4-2A, 6N4-2A-2, 6N4-2A-3, 6N4-2A-4, 6N4-2A-5, 6N4-2A-8 (6), 6N4B-2A, 6N4B-2A-3, 6N4B-2A-5, 6N6-3B, 6N6-3B-1, 6CB8L-B, 6N11A-1B, B38-6A, 12N5-3B, 12N5-4B, 12N5.5-3B, 12N5.5-4A, 12N7-4A, 12N7-3B, 12N7-4B, 12N9-3A-1, 12N9-3B, 12N9-4B-1, 12N10-3A, 12N10-3A-1, 12N14-3A, CB2.5L-C, CB2.5LC-1, CB3L-A, CB3L-B, CB4L-A, CB4L-B, CB5L-B, CB7-A, CB7L-B, CB9-B, CB9A-A, CB9L-A2, CB9L-B, CB10A-A2, CB10L-A2, CB10L-B, CB10L-B2, CB12AL-A2, CB14A-2, CB14A-A, CB14A-A2, CB14-B2, CB14L-A1, CB14L-A2, CB14L-B2, SCB14L-A2, SCB14L-B2, CB16AL-A2, HCB16A-AB, C50-N18A-A, C50-N18L-A3, SC50-N18L-AT, C50-N18L-A-LM
MCC-03		12N12A-4A-1, CB12A-A, CB12A-B, CB16-B, CB16CL-B, CB16L-B, CB16-B-LM
MCC-04		6N12A-2D, B54-6, 12N7D-3B, 12N11-3A-1, CB16B-A, CB16B-A1
MCC-05		CB7C-A
MCC-06		CB30L-B, CB30CL-B, 51814, 51913
MCC-07		6N2-2A, 6N2-2A-1, 6N2-2A-3, 6N2-2A-4, 6N2-2A-8, 6N2A-2C, 6N2A-2C-3, 6N4A-4D, 6N4C-1B, 6N5.5-1D, 6N5.5-1D-1, 6N6-1B, 6N6-1D-2, 6N11-2D, 12N5.5A-3B, CB12B-B2, CB12C-A, CB18-A, CB18L-A, CB16HL-A-LM

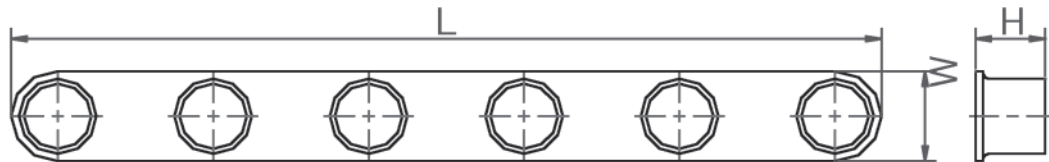


**FILLING CAPS FOR CONVENTIONAL TYPE BATTERIES
(FOR SUPER SPORT SERIES BRAND BATTERIES)**

PART #	DESIGN	BATTERY TYPE
MCC-10		12N24-3
MCC-14		B39-6
MCC-16		PTX4B-BS
MCC-17		CHD4-12

**SEALING STRIPS FOR SEALED MAINTENANCE FREE BATTERIES
(FOR SUPER SPORT SERIES BRAND BATTERIES)**

PART #	BATTERY TYPE	SIZE(LxWxH)MM
MCS-03	PTX19-BS, PTX19L-BS, PTX19CL-BS	156x18x13
MCS-05	PTR4A-BS	100x15x9
MCS-08	PTX7A-BS, PT9A-BS, PTR9-BS, PTX9-BS, PTX12-BS, PTX12A-BS, PTX14-BS, PTX14L-BS, PTX16-BS, PTX16-BS-1	135x16x10
MCS-09	PTX4L-BS, PTX5L-BS, PT6.5L-BS, PTX7L-BS	104.5x15.5x12
MCS-10	PIX30L-BS, PIX30CL-BS	152.4x17.9x13
MCS-11	PTX15L-BS, PTX20-BS, PTX20CH-BS, PTX20L-BS	155.4x15.4x12.4
MCS-12	PTX14AH-BS, PTX14AHL-BS	116.6x11x11
MCS-13	PTX18L-BS, PIX50-BS, PIX50L-BS	183.2x18.2x13



**OTHER BATTERY HARDWARE
(FOR SUPER SPORT SERIES BRAND BATTERIES)**

PART #	BATTERY TYPE
MC101	Harley Davidson Battery Cable Adapter
MC102	Water Sensor for C50N18L-A3
MC103	Water Sensor for All Models Except C50-N18L-A3

BATTERY SITTER

PART #	ITEM
MCA12C	Battery Sitter Charger/Tester
MCTM71	Easy Battery Connector
MCTM131	Tecmate Multi 5-Bank Charger
MCTA09	Tecmate Sport Portable Battery Tester



POWERPSONIC® Battery Sitter

- Diagnoses, De-sulfates, Charges, Tests and Maintains
- Slow Charges at 600mA, Avoiding Damage to Battery
- One Unit for Conventional, AGM and Gel Type Batteries
- Designed to Work on All 12 Volt Batteries, 2.5-32 Amps
- 100% Automatic and Safe

POWERSPORTS BATTERY RACK

PART #	ITEM
MCR01	Three Tier Powersports Battery Rack

OUR HEAVY DUTY, EASY TO ASSEMBLE THREE TIER DESIGN BATTERY RACK, IS A PERFECT WAY TO PROFESSIONALLY DISPLAY THE POWER-SONIC SUPER SPORT SERIES LINE.

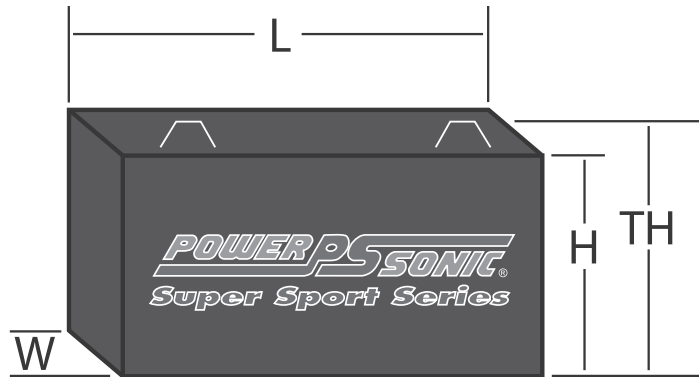
THIS RACK ALSO MAKES A GREAT SALES AND PROMOTIONAL TOOL, WHICH CAN BE USED WHEN SETTING UP NEW INVENTORIES.

COMES COMPLETE WITH A COLORFUL HEADER BOARD, WHICH WILL DEFINITELY HELP THIS ATTRACTIVE DISPLAY GET NOTICED!

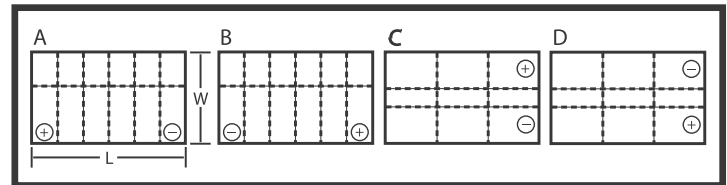


IMPORT AUTOMOTIVE BATTERY SPECIFICATIONS

Type	Voltage (V)	Capacity at 10HR (Ah)	CCA @ 0° F (-18° C)	Apprx. Weight w/o Acid (Lbs.)	Terminal Type	Dimensions in Inches (+/- 1/16 In.)			Dimensions in Millimeters (+/- 2 mm.)				Assembly Figure (per cover polarity)	Handle Type	
						Length	Width	Height	Terminal Height	Length	Width	Height			Terminal Height
P-NS40Z	12	35	250	16	1	7 11/16	5 1/16	7 3/4	8 9/16	195	128	197	218	A	Plastic
P-NS40ZL	12	35	250	16	1	7 11/16	5 1/16	7 3/4	8 9/16	195	128	197	218	B	Plastic
P-NS40Z(S)	12	35	240	16	2	7 11/16	5 1/16	7 3/4	8 9/16	195	128	197	218	A	Plastic
P-NS40ZL(S)	12	35	240	16	2	7 11/16	5 1/16	7 3/4	8 9/16	195	128	197	218	B	Plastic
P-NS60	12	45	315	20	1	9 1/4	5 1/4	7 13/16	8 1/2	236	133	198	215	A	Plastic
P-NS60L	12	45	315	20	1	9 1/4	5 1/4	7 13/16	8 1/2	236	133	198	215	B	Plastic
P-NS60(S)	12	45	305	20	2	9 1/4	5 1/4	7 13/16	8 1/2	236	133	198	215	A	Plastic
P-NS60L(S)	12	45	305	20	2	9 1/4	5 1/4	7 13/16	8 1/2	236	133	198	215	B	Plastic
P-NS100	12	85	630	38	2	15 15/16	6 13/16	8 1/8	9 1/8	405	173	206	232	A	Rope
P-NS100(L)	12	85	630	38	2	15 15/16	6 13/16	8 1/8	9 1/8	405	173	206	232	B	Rope
P-NS120	12	110	750	50	2	19 15/16	7 1/8	8 3/8	9 3/4	507	180	213	247	C	Rope
P-NS120(L)	12	110	750	50	2	19 15/16	7 1/8	8 3/8	9 3/4	507	180	213	247	D	Rope
P-NS200	12	170	1100	89	2	19 15/16	10 1/2	8 1/2	9 7/16	507	267	216	240	C	Rope



TERMINAL LAYOUTS



TERMINALS

TERMINALS	D (MM)	
	+	-
1	14.7 ⁰ _{-0.3}	13.0 ⁰ _{-0.3}
2	19.5 ⁰ _{-0.3}	17.9 ⁰ _{-0.3}

BATTERY BUYING GUIDE- TOP 25 SELLING BATTERIES REPRESENTING 80% OF THE TOTAL SALES IN THE REPLACEMENT MARKET SEGMENT

Position	Power-Sonic Super Sport Part #	% of Coverage in Powersport Replacement Market	Model Fitment Information		Personal Watercraft	Snow Mobile	Utility Vehicle	Scooter	Lawn & Garden
			Motorcycle	ATV					
1	PTX14-BS	9.1%	55%	23%	-	7%	1%	14%	-
2	PTX5L-BS	8.7%	32%	42%	-	-	-	26%	-
3	PTX4L-BS	6.1%	34%	37%	-	-	-	27%	2%
4	PTX9-BS	6.0%	62%	29%	-	-	-	9%	-
5	PTX7A-BS	5.7%	21%	29%	-	-	-	50%	-
6	CB14A-A2	5.3%	-	84%	-	7%	7%	-	2%
7	PTX20L-BS	5.0%	41%	20%	18%	15%	6%	-	-
8	PTX12-BS	3.9%	65%	23%	-	-	1%	11%	-
9	PIX30L-BS	3.5%	44%	33%	-	6%	17%	-	-
10	CB16CL-B	3.5%	-	33%	58%	-	9%	-	-
11	PTX14AH-BS	2.2%	42%	33%	-	10%	15%	-	-
12	PTX7L-BS	2.1%	87%	4%	-	-	-	9%	-
13	PTZ10S	2.1%	78%	9%	-	-	-	13%	-
14	CB14L-A2	2.0%	58%	2%	2%	19%	-	1%	18%
15	C50-N18L-A3	1.9%	40%	8%	-	43%	-	-	9%
16	CB12A-A	1.8%	82%	4%	-	-	-	-	14%
17	PTZ7S	1.7%	37%	38%	-	-	-	25%	-
18	12N14-3A	1.5%	47%	-	-	53%	-	-	-
19	PT7B-4	1.5%	56%	44%	-	-	-	-	-
20	PTX19CL-BS	1.4%	-	33%	54%	-	13%	-	-
21	12N9-4B-1	1.1%	100%	-	-	-	-	-	-
22	CB14-A2	1.1%	33%	26%	-	41%	-	-	-
23	CB12C-A	1.0%	-	100%	-	-	-	-	-
24	CB30CL-B	1.0%	-	-	100%	-	-	-	-
25	PTX14L-BS	1.0%	100%	-	-	-	-	-	-

(619) 661-2030 Powerful stuff comin' at ya!®

POWER *PS* SONIC®

Super Sport Series Powerful stuff comin' at ya!

- Excellent Quality
- Competitively Priced
- Batteries For Every Powersport Application
- OEM Qualified Supplier to the Powersports Industry
- Yamaha Tested & Approved
- A Complete Factory Sealed Line



Need more information or new model updates?

- Contact your local authorized Power-Sonic Distributor
- Call our Customer Service Department at: (619) 661-2030
- Visit our state of the art website: www.power-sonic.com



POWER PS SONIC®
Super Sport Series

Phone - (619) 661-2020

Fax - (619) 661-3650

Customer Service - (619) 661-2030

Customer Service Fax - (619) 661-3648

7550 Panasonic Way

San Diego, CA 92154

www.power-sonic.com



Printed in the USA 10M 3/11

Mouser Electronics

Authorized Distributor

Click to View Pricing, Inventory, Delivery & Lifecycle Information:

Power-Sonic:

[PIX50L-BS-FS](#) [PTX20LBS](#) [PT14B-4](#) [PTX20LBS-FS](#) [PTX19CLBS-FS](#) [PTX16-BS](#)