



# Switchcraft®

[Previous Page](#) | [Return to Index](#) | [Next Page](#)



## GENERAL PURPOSE SLIDE SWITCHES SERIES 46300R - 3 POSITION

[click here to download a schematic drawing](#)

(you will need to have Adobe Acrobat installed on your system to do this)



Three-position switches offer locking-locking, momentary-momentary and locking-momentary action for talk-listen applications. All switches have positive center detent and shutter type dust cover to prevent dirt and dust from contaminating switch contacts.

### SPECIFICATIONS

**Contact Ratings:** 0.5A DC and 3A AC, 125V non-inductive.

**Listings:** UL recognized, card E40688 CSA certified (marked) switches available on special order only.

**Housing:** Steel, plated.

**Detent Spring:** Music wire.

**Shim:** Black vulcanized fiber.

**Knob:** Black thermoplastic.

**Terminals & Slider Contacts:** Copper alloy, silver-plated.

**Insulation:** Phenolic.

**Temperature Range:** -4°F to +158°F (-20°C to +70°C).

**Dielectric Strength:** 1 kV rms @ sea level.

**Insulation Resistance:** 1 k M(omega) minimum.

### **SPECIAL ORDER FEATURES:**

1. .344 inch (8.74 mm) high knobs are standard; other heights available.
2. Series 46000R switches are CSA marked on special order only.

### **SOLDER GUARDS**

**Insulating Solder Guards, P-2370 (2-position); and P-2633 (3-position);** slip over solder lug terminals and prevent solder splashes from entering interior (contact area) of switch. Made of fishpaper .01 inch (.25 mm) thick, Solder Guard slips over terminals quickly and easily. Precision punched slots lock onto terminals, and rectangular shape conforms with dimension of switch terminal board. Minimizes costly production line rework.

Solder Guards can be used on:

\*General Purpose, Series 46000R

\*Tandem, Series 47000R.


<b>PART NUMBERS</b>
---------------------

Part** Number	Circuitry	Action Positions*			Schematic
		# 1	Center	# 2	
46311LDR	SPTT	L	L	L	VI
ý 46311MDR	SPTT	M	L	M	VI
ý 46311TDR	SPTT	L	L	M	VI
46313LDR	DPTT	L	L	L	2-VI
46313MDR	DPTT	M	L	M	2-VI
46313TDR	DPTT	L	L	M	2-VI

ý Special order only; contact Switchcraft for price and delivery.  
 \* L - Locking; M - Momentary.  
 \*\* "C" prefix specifies .078 inch (1.98) PC terminals, no mounting ears.

[Previous Page](#) | [Return to Index](#) | [Next Page](#)

To search a category please click on the corresponding icon:



| [Connectors](#) | [Jacks and Plugs](#) |  
 | [Patch Panels, Patch Kits & Jackfields](#) | [Cable Assemblies and Patch Cords](#) | [Switches](#) |

**All products shown are covered by Switchcraft's limited lifetime warranty.**

| [Switchcraft home](#) |  
[About Us](#) | [Products](#) | [What's New](#) | [Search](#) | [Contact Us](#)