


Single direction synchronous geared motors

- Constant speed, dependent on supply frequency
- Wide range of speeds
- Direction of rotation controlled by long-life mechanical anti-return (>10⁷ starts)
- Permanent magnet rotor



Applications

- Programming devices (time base)
- Office equipment
- Medical equipment
- Motorised displays
- Scanners
- Moving light displays
- Pumps

Made to order products, non stocked

Motors :

- other voltages/frequencies
- lead length
- output lead at 120° from standard angle (clockwise or anti-clockwise)
- fixed by screws not clips

Gearboxes :

- other output speeds
- ball bearings
- special shaft
- special lubrication
- fixing by M3 holes

Other information

For basic principles, see page 2/6
The speed of a motor powered by a 60 Hz supply is 20% higher than that of a motor powered by a 50 Hz supply.

Types

	82 344 0	82 344 0	82 344 0	82 344 0
--	----------	----------	----------	----------

Voltage and frequency

	230 V 50 Hz	230 V 50 Hz	240 V 50 Hz	240 V 50 Hz
--	-------------	-------------	-------------	-------------

Direction of rotation

	Anti-clockwise	Clockwise	Anti-clockwise	Clockwise
--	----------------	-----------	----------------	-----------

Output speeds (rpm) Ratios (i) Part numbers

Output speeds (rpm)	Ratios (i)	Part numbers	Part numbers	Part numbers	Part numbers
60	10	82 344 744	82 344 736	82 344 698	82 344 690
50	12	•	•	•	•
48	12.5	•	•	82 344 699	82 344 691
30	20	82 344 738	82 344 746	82 344 692	82 344 700
24	25	82 344 739	82 344 747	82 344 693	82 344 701
20	30	82 344 740	82 344 748	82 344 694	82 344 702
16.67	36	•	•	•	•
15	40	82 344 741	82 344 749	82 344 695	82 344 703
12.5	48	•	•	•	•
12	50	82 344 743	82 344 751	82 344 697	82 344 705
10	60	82 344 752	82 344 760	82 344 706	82 344 714
9.6	62.5	•	•	•	•
8.33	72	•	•	•	•
7.5	80	82 344 754	82 344 762	82 344 708	82 344 716
6	100	82 344 755	82 344 763	82 344 709	82 344 717
5	120	82 344 756	82 344 764	82 344 710	82 344 718
4.8	125	•	•	•	•
4	150	82 344 765	82 344 757	82 344 719	82 344 711
3	200	82 344 766	82 344 758	82 344 720	82 344 712
2.50	240	•	•	•	•
2.40	250	•	•	•	•
2	300	82 344 775	82 344 768	82 344 729	82 344 722
1.67	360	•	•	•	•
1.60	375	•	•	•	•
1.20	500	•	•	•	•
1	600	82 344 771	82 344 778	82 344 725	82 344 732
0.83	720	•	•	•	•
0.80	750	•	•	•	•
0.56	1080	•	•	•	•
0.5	1200	82 344 772	82 344 779	82 344 726	82 344 733
0.42	1440	•	•	•	•
0.33	1800	82 344 773	82 344 780	82 344 727	82 344 734
0.28	2160	•	•	•	•
0.25	2400	•	•	•	•
0.21	2880	•	•	•	•
0.20	3000	•	•	•	•
0.17	3600	•	•	•	•
0.10	6000	•	•	•	•


Output speeds (rev/hr)

Output speeds (rev/hr)	Output speeds (rev/hr)	Output speeds (rev/hr)	Output speeds (rev/hr)	Output speeds (rev/hr)
5.00	7200	•	•	•
4.00	9000	•	•	•
3.00	12000	•	•	•
2.50	14400	•	•	•
1.00	36000	•	•	•
0.83	43200	•	•	•
0.67	54000	•	•	•
0.50	72000	•	•	•
1/3	108000	•	•	•
1/4	144000	•	•	•
1/5	180000	•	•	•
1/6	216000	•	•	•
1/12	432000	•	•	•
1/24	864000	•	•	•

Standard gearbox shaft: see dimensions

Options : for made to order products non stocked

Voltages / Frequencies	24 V 50 Hz	•	•	•	•
	24 / 115 V 60 Hz	•	•	•	•
	48 V 50 Hz	•	•	•	•
For version with no anti-return (SAR version see page 2/6)		•	•	•	•
Free-wheel device : Y system (see page 2/34)		•	•	•	•
Torque limiter F symbol (see page 2/34)		•	•	•	•
Gearbox shaft	round	•	•	•	•
	79 200 967	•	•	•	•
	pierced	•	•	•	•
	79 200 779	•	•	•	•
	∅ 6 with flat	•	•	•	•
	79 999 421	•	•	•	•



82 334 5	82 334 5	82 334 5	82 334 5
230 V 50 Hz	230 V 50 Hz	240 V 50 Hz	240 V 50 Hz
Anti-clockwise	Clockwise	Anti-clockwise	Clockwise

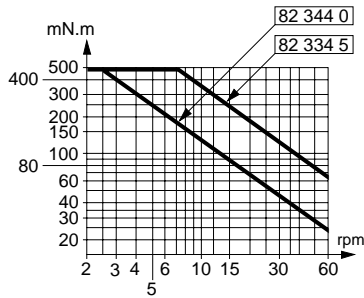
82 334 734	82 334 726	82 334 811	82 334 803
82 334 735	82 334 727	82 334 812	82 334 804
82 334 728	82 334 736	82 334 805	82 334 813
82 334 729	82 334 737	82 334 806	82 334 814
82 334 730	82 334 738	82 334 807	82 334 815
82 334 731	82 334 739	82 334 808	82 334 816
82 334 733	82 334 741	82 334 810	82 334 818
82 334 756	82 334 764	82 334 772	82 334 780
82 334 758	82 334 766	82 334 774	82 334 782
82 334 759	82 334 767	82 334 775	82 334 783
82 334 760	82 334 768	82 334 776	82 334 784
82 334 769	82 334 761	82 334 785	82 334 777
82 334 748	82 334 742	82 334 796	82 334 789
82 334 744	82 334 751	82 334 792	82 334 799
		82 334 794	82 334 801

- 1
- 2
- 3
- 4
- 4
- 5

General characteristics

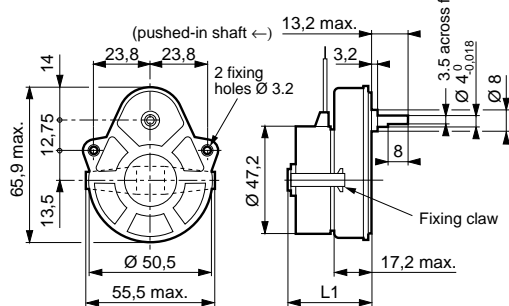
Type		82 344 0	82 334 5
Motor		82 340 0	82 330 5
Gearbox		81 021 0	81 021 0
Maximum permitted continuous rated gearbox output torque for 1 million gearbox revolutions	Nm	0.5	0.5
Axial load (static)	daN	1	1
Radial load (static)	daN	8	8
Absorbed power	W	3	3.5
Usable motor power	W	0.16	0.42
Maximum temperature rise	°C	55	55
Ambient temperature	°C	-5 +60	-5 +60
Weight	g	160	210
Lead length (approx..)	mm	250	250
Protection		IP40	IP40

Graph of torque versus speed



Dimensions

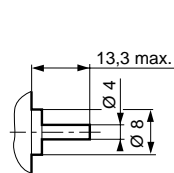
82 344 0 - 82 334 5



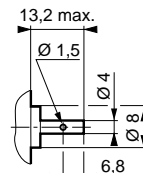
Type	L1 (mm)
82 344 0	35.6 max.
82 334 5	41.65 max.

Products available to order : gearbox output shaft

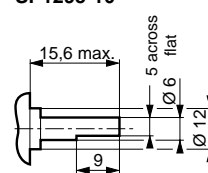
Shaft 79 200 967 (pushed-in shaft ←)



Shaft 79 200 779 (pushed-in shaft ←)



Shaft 70 999 421 SP1295-10



To order, specify :

<div style="background-color: grey; width: 20px; height: 10px; margin-bottom: 5px;"></div> Standard products	<div style="border: 1px solid black; width: 15px; height: 15px; display: inline-block; margin-right: 5px;"></div> Part number Example : Synchronous geared motor - 82 344 744
<div style="border: 1px solid black; width: 15px; height: 15px; display: inline-block; margin-right: 5px;"></div> Standard products, non stocked	<div style="border: 1px solid black; width: 15px; height: 15px; display: inline-block; margin-right: 5px;"></div> Type <div style="border: 1px solid black; width: 15px; height: 15px; display: inline-block; margin-right: 5px;"></div> Voltage and frequency <div style="border: 1px solid black; width: 15px; height: 15px; display: inline-block; margin-right: 5px;"></div> Direction of rotation <div style="border: 1px solid black; width: 15px; height: 15px; display: inline-block; margin-right: 5px;"></div> Output speed <div style="border: 1px solid black; width: 15px; height: 15px; display: inline-block; margin-right: 5px;"></div> Option Example : Synchronous geared motor 82 344 0 - 230 V 50 Hz - CW - 0.80 rpm - Round shaft
<div style="border: 1px solid black; width: 15px; height: 15px; display: inline-block; margin-right: 5px;"></div> Products available to order, please consult us	

2