
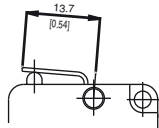
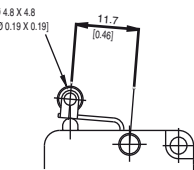


Operating Characteristics

Actuator	Reference	Actuating Force at contact break		Actuating Force at total travel		Free Position		Contact gap at total travel	
		Maximum (N)	(ozf)	Minimum (N)	(ozf)	Maximum (mm)	(in)	Minimum (mm)	(in)
Plunger 	BVM3FULS	4.5	16.2	4.8	17.3	15.8	0.62	3.0	0.12
Y Lever 	BVM3FYULS	4.5	16.2	4.8	17.3	16.8	0.66	3.0	0.12
YR Lever 	BVM3FYRULS	5.0	18.0	5.5	19.8	22.35	0.88	3.0	0.12

Operating characteristics are specified from the mounting holes.

Total travel: Plunger can be depressed flush with housing. The housing should not be used as an end stop.

Ordering Reference

Basic type	BVM3	Example: BVM3	F	Y	ULS
Terminals	F	Faston 6.3 × 0.8 mm			
Actuators	Y	No symbol, without lever			
	YR	Straight lever 13.7 mm			
		Roller lever 11.7 mm			
Approvals	ULS	UL 100 k operations and CSA approval			
Special Features	/ <input type="checkbox"/> <input type="checkbox"/> <input type="checkbox"/> <input type="checkbox"/>	Burgess specialise in customer specific solutions. Additional product variants are available or can be provided. If your requirements cannot be satisfied from the options listed, please contact www.saia-burgess.com or your local SB outlet.			