

Customer Information Sheet

DRAWING No.: M80-4T1XXXXFC

IF IN DOUBT - ASK

©

NOT TO SCALE

THIRD ANGLE PROJECTION

ALL DIMENSIONS IN mm

SPECIFICATIONS:

MATERIAL:
 MOULDING = GLASS-FILLED PPS, UL94V-0, BLACK
 CONTACT CLIP = BERYLLIUM COPPER
 CONTACT SHELL = BRASS
 IOILOK SCREW, COLLAR = STAINLESS STEEL
 SPRING = MUSIC WIRE

FINISH:
 01 = 0.3µm GOLD CLIP, 3.5-5.0µm TIN/LEAD SHELL
 05 = 0.3µm GOLD CLIP, 0.25-0.3µm GOLD SHELL
 42 = 0.3µm GOLD CLIP, 3.5-5.0µm 100% TIN SHELL OVER NICKEL

SPRING = TIN

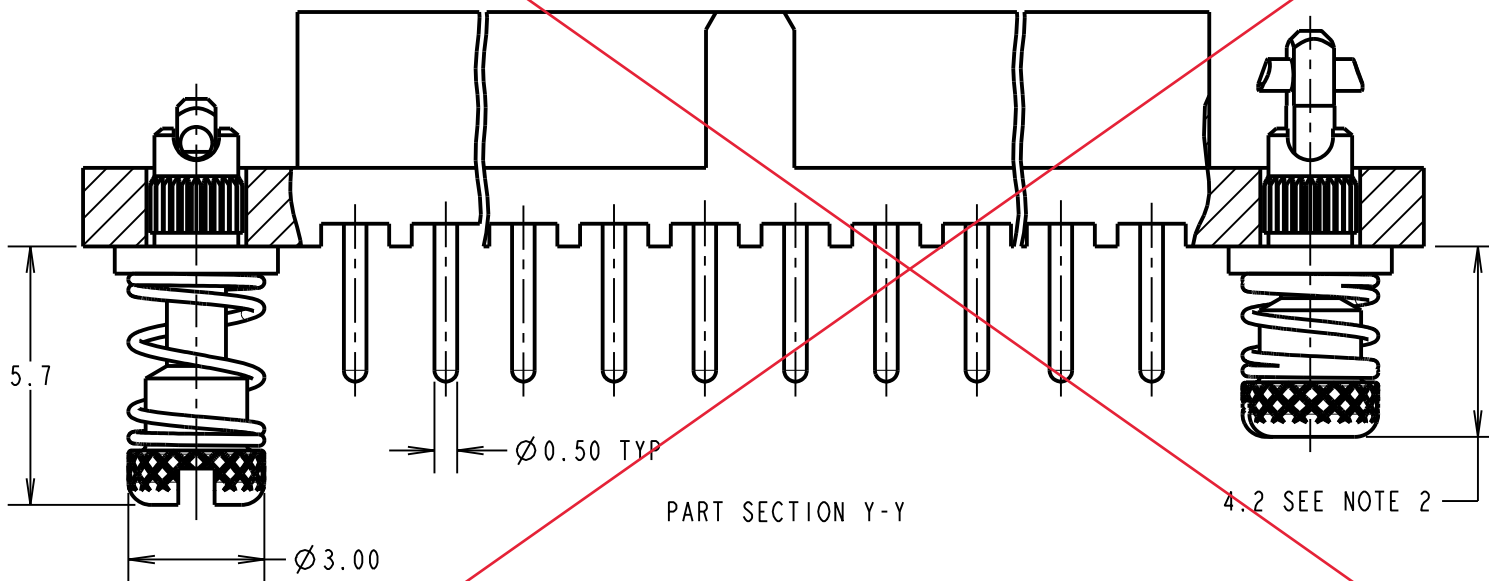
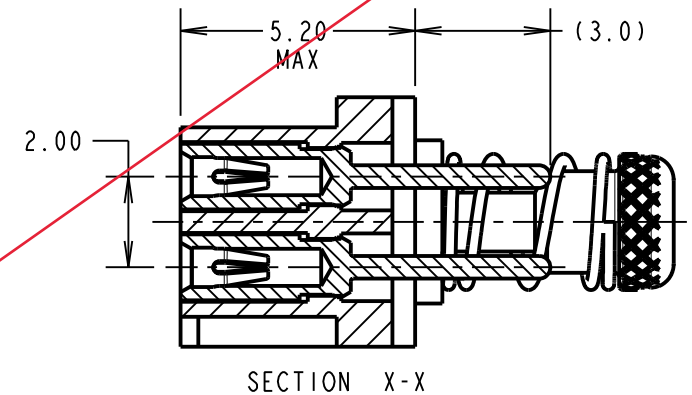
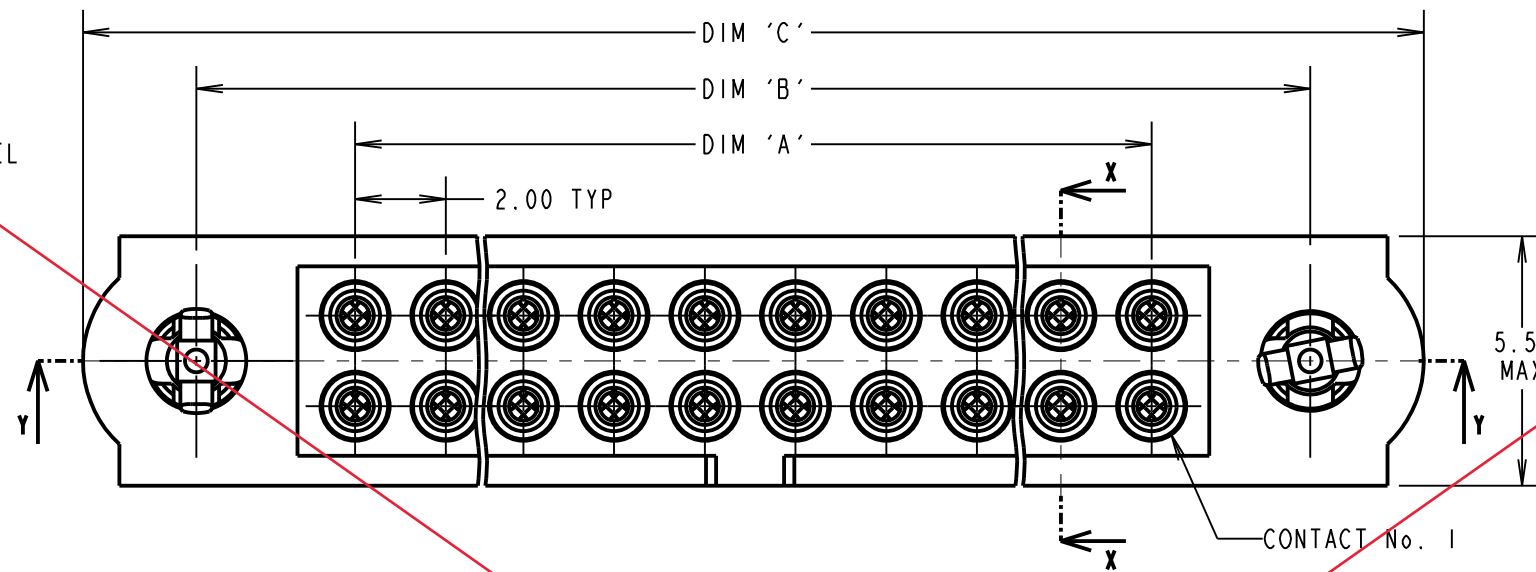
ELECTRICAL:
 CURRENT RATING AT 25°C = 3.0A MAX
 CURRENT RATING AT 85°C = 2.2A MAX
 WORKING VOLTAGE = 800V AC/DC
 VOLTAGE PROOF = 1200V AC/DC
 CONTACT RESISTANCE = 25 mΩ MAX
 INSULATION RESISTANCE = 100 MΩ MIN

MECHANICAL:
 DURABILITY = 500 OPERATIONS
 INSERTION FORCE: (∅0.5mm GAUGE) = 2.0N MAX
 WITHDRAWAL FORCE: (∅0.5mm GAUGE) = 0.2N MIN

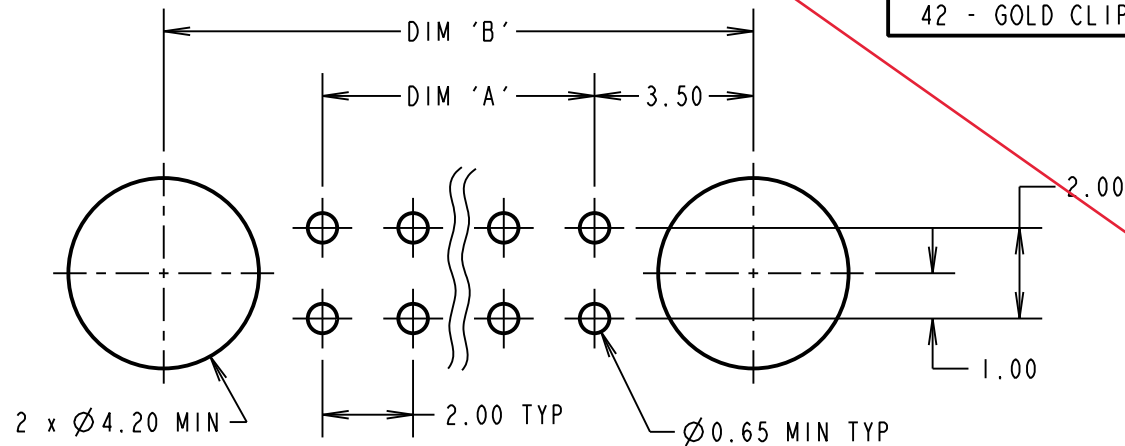
ENVIRONMENTAL:
 TEMPERATURE RANGE = -55°C TO +125°C

PACKING:
 TUBE

FOR COMPLETE SPECIFICATION, SEE COMPONENT SPEC C005XX (LATEST ISSUE)



RECOMMENDED PCB LAYOUT
 (TOLERANCE = ±0.05)

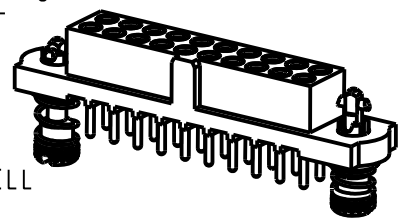


OBSOLETE

ORDER CODE:
M80-4T1XXXXFC

TOTAL No. OF CONTACTS
 04 TO 50
 (EVEN NUMBERS ONLY)

FINISH:
 01 - GOLD CLIP, TIN/LEAD SHELL
 05 - GOLD CLIP, GOLD SHELL
 42 - GOLD CLIP, 100% TIN SHELL, OVER NICKEL



- NOTES:**
- SPRING LOAD WHEN SOLID = 2.64N.
 SPRING RATE = 1.32N/mm.
 - LENGTH WILL BE 4.2mm WHEN IOI-SCREWS ARE ENGAGED WITH RETAINERS IN MATING CONNECTOR.

DIMENSION	CALCULATION
DIM 'A'	TOTAL No. OF CONTACTS - 2.00
DIM 'B'	TOTAL No. OF CONTACTS + 5.00
DIM 'C'	TOTAL No. OF CONTACTS + 10.0

EXAMPLE: CONNECTOR WITH 20 CONTACTS, GOLD CLIP AND 100% TIN SHELL, M80-4T12042FC
 DIM 'A' = 18.00mm, DIM 'B' = 25.00mm, DIM 'C' = 30.0mm

MGP	5	28.05.19	21976
NAME	ISS.	DATE	C/NOTE
APPROVED: MGP			
CHECKED: MR			
DRAWN: R. ADDE			
CUSTOMER REF.:			
ASSEMBLY DRG:			

HARWIN

www.harwin.com
 technical@harwin.com

THIS DRAWING AND ANY INFORMATION OR DESCRIPTIVE MATTER SET OUT HEREON ARE CONFIDENTIAL AND COPYRIGHT PROPERTY OF THE HARWIN GROUP AND MUST NOT BE DISCLOSED, LOANED, COPIED OR USED FOR MANUFACTURING, TENDERING OR FOR ANY OTHER PURPOSE WITHOUT THEIR WRITTEN PERMISSION.

TOLERANCES
 X. = ±1mm
 X.X = ±0.50mm
 X.XX = ±0.20mm
 X.XXX = ±0.01mm
 ANGLES = ±5°
 UNLESS STATED

MATERIAL:
 SEE ABOVE
FINISH:
 SEE ABOVE
S/AREA:
 mm²

TITLE: DATAMATE J-TEK FEMALE VERT 3mm PC-TAIL ASSY WITH IOILOK
DRAWING NUMBER:
M80-4T1XXXXFC
 SHT 2 OF 2