

3-794618-4 ✓ ACTIVE

MATE-N-LOK | Micro MATE-N-LOK


TE Internal #: 3-794618-4

PCB Mount Header, Right Angle, Wire-to-Board, 4 Position, 3 mm [.118 in] Centerline, Fully Shrouded, Tin, Through Hole - Solder, Micro MATE-N-LOK

[View on TE.com >](#)



Connectors > PCB Connectors > PCB Headers & Receptacles



PCB Connector Assembly Type: **PCB Mount Header**

Connector System: **Wire-to-Board**

Number of Positions: **4**

Number of Rows: **2**

Centerline (Pitch): **3 mm [.118 in]**

Features

Product Type Features

Mixed & Hybrid Header	No
Connector Shape	Rectangular
PCB Connector Assembly Type	PCB Mount Header
Connector System	Wire-to-Board
Header Type	Fully Shrouded
Sealable	No
Connector & Contact Terminates To	Printed Circuit Board

Configuration Features

Number of Power Positions	4
Number of Columns	2
Number of Loaded Positions	4
Connector Contact Load Condition	Fully Loaded
Number of Positions	4
Number of Rows	2



PCB Mount Orientation	Right Angle
-----------------------	-------------

Electrical Characteristics

Operating Voltage	250 VAC
-------------------	---------

Body Features

Primary Product Color	Black
-----------------------	-------

Contact Features

Contact Mating Area Length	4.15 mm [.163 in]
----------------------------	-------------------

Contact Size	.64mm
--------------	-------

Mating Square Post Dimension	.64 mm [.025 in]
------------------------------	------------------

PCB Contact Termination Area Plating Material Thickness	2.54 – 7.62 μm [100 – 300 μin]
---	---

Contact Layout	Matrix
----------------	--------

Contact Underplating Material Thickness	1.27 – 2.54 μm [50 – 100 μin]
---	--

Contact Mating Area Plating Material Thickness	2.54 – 7.62 μm [100 – 300 μin]
--	---

PCB Contact Termination Area Plating Material Finish	Matte
--	-------

Contact Shape & Form	Square
----------------------	--------

Contact Mating Area Plating Material Finish	Matte
---	-------

Contact Underplating Material	Nickel
-------------------------------	--------

PCB Contact Termination Area Plating Material	Tin
---	-----

Contact Base Material	Brass
-----------------------	-------

Contact Mating Area Plating Material	Tin
--------------------------------------	-----

Contact Type	Tab
--------------	-----

Contact Current Rating (Max)	5 A
------------------------------	-----

Termination Features

Square Termination Post & Tail Dimension	.64 mm [.025 in]
--	------------------

Termination Method to PCB	Through Hole - Solder
---------------------------	-----------------------

Mechanical Attachment

Mating Alignment Type	Polarization
-----------------------	--------------

Mating Retention	With
------------------	------

Panel Mount Feature	Without
---------------------	---------

PCB Mount Retention Type	Boardlock
--------------------------	-----------

Mating Retention Type	Locking Tab
-----------------------	-------------

Connector Mounting Type	Board Mount
-------------------------	-------------



Mating Alignment	With
PCB Mount Alignment	Without
PCB Mount Retention	With

Housing Features

Mating Entry Location	Side
Housing Material	High Temperature Nylon
Centerline (Pitch)	3 mm [.118 in]

Dimensions

Connector Length	10 mm [.394 in]
Connector Height	7.37 mm [.29 in]
PCB Thickness (Recommended)	1.57 mm [.062 in]
Row-to-Row Spacing	3 mm [.118 in]

Usage Conditions

Operating Temperature (Max)	105 °C [221 °F]
Operating Temperature Range	-40 – 105 °C [-40 – 221 °F]

Operation/Application

Circuit Application	Power
---------------------	-------

Industry Standards

UL Rating	Recognized
Glow Wire Rating	GWT 750°C (Without Flame)
Compatible With Agency/Standards Products	CNR, USR, VDE
Compatible With Approved Standards Products	UL E28476, VDE 40005280
UL Flammability Rating	UL 94V-0

Packaging Features

Packaging Quantity	377
Packaging Method	Tray

Product Compliance

[For compliance documentation, visit the product page on TE.com>](#)

EU RoHS Directive 2011/65/EU	Compliant
EU ELV Directive 2000/53/EC	Compliant
China RoHS 2 Directive MIIT Order No 32, 2016	No Restricted Materials Above Threshold



EU REACH Regulation (EC) No. 1907/2006

Current ECHA Candidate List: JUNE 2024 (241)

Candidate List Declared Against: JUNE 2024 (241)

Does not contain REACH SVHC

Halogen Content

Low Halogen - Br, Cl, F, I < 900 ppm per homogenous material. Also BFR/CFR/PVC Free

Solder Process Capability

Reflow solder capable to 260°C

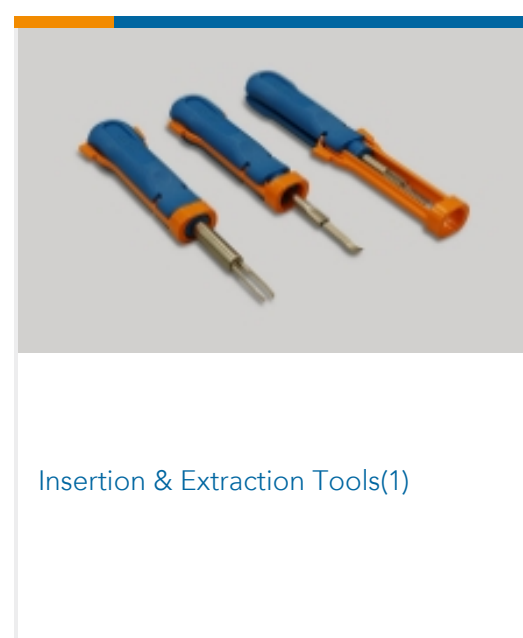
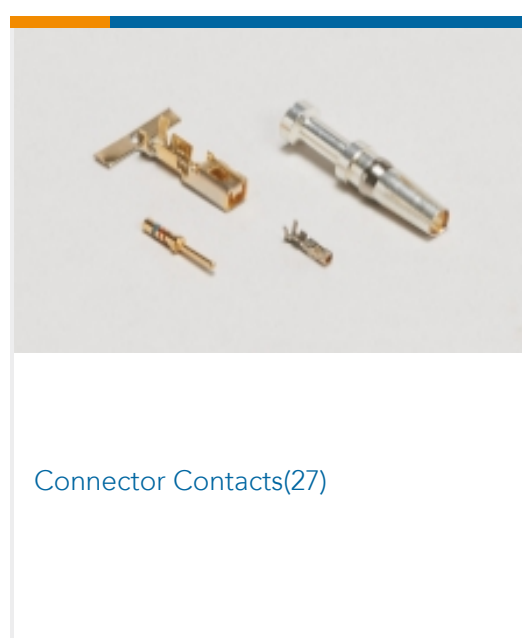
Product Compliance Disclaimer

This information is provided based on reasonable inquiry of our suppliers and represents our current actual knowledge based on the information they provided. This information is subject to change. The part numbers that TE has identified as EU RoHS compliant have a maximum concentration of 0.1% by weight in homogenous materials for lead, hexavalent chromium, mercury, PBB, PBDE, DBP, BBP, DEHP, DIBP, and 0.01% for cadmium, or qualify for an exemption to these limits as defined in the Annexes of Directive 2011/65/EU (RoHS2). Finished electrical and electronic equipment products will be CE marked as required by Directive 2011/65/EU. Components may not be CE marked. Additionally, the part numbers that TE has identified as EU ELV compliant have a maximum concentration of 0.1% by weight in homogenous materials for lead, hexavalent chromium, and mercury, and 0.01% for cadmium, or qualify for an exemption to these limits as defined in the Annexes of Directive 2000/53/EC (ELV). Regarding the REACH Regulation, the information TE provides on SVHC in articles for this part number is based on the latest European Chemicals Agency (ECHA) 'Guidance on requirements for substances in articles' posted at this URL: <https://echa.europa.eu/guidance-documents/guidance-on-reach>

Compatible Parts



Also in the Series | Micro MATE-N-LOK



Customers Also Bought



TE Part #9-2176070-3
3521 68K 1% 2W



TE Part #4-794619-0
10P MICRO MNL ASSY, R/A, HDR LF



TE Part #4-794618-2
12P MICRO MNL ASSY R/A HDR LF



TE Part #3-794677-8
8POS MICRO MNL ASSY, R/A, THRU



TE Part #1415390-1
PE014F03




TE Part #8-1614882-7
CPF 0603 6R8 0.1% 25PPM 1K RL



TE Part #3-2176230-6
3522 680R 5% 3W



TE Part #2-2176326-4
CRGP 0603 820R 1%



TE Part #5-102618-6
16 MODII HDR DRST SHRD .100CL



TE Part #6-2176092-6
RP 2A 0.25W 3K65 0.1% 25PPM 1K RL

Documents

Product Drawings

[04P MICRO MNL ASSY R/A HDR LF](#)

English

CAD Files

[3D PDF](#)

3D

Customer View Model

[ENG_CVM_CVM_3-794618-4_H.2d_dxf.zip](#)

English

Customer View Model

[ENG_CVM_CVM_3-794618-4_H.3d_igs.zip](#)

English

Customer View Model

[ENG_CVM_CVM_3-794618-4_H.3d_stp.zip](#)

English

By downloading the CAD file I accept and agree to the [Terms and Conditions](#) of use.

Datasheets & Catalog Pages



[SOFT_SHELL_PIN_AND_SOCKET_CONNECTORS_CATALOG](#)

English

[MICRO MATE-N-LOK CONNECTOR SYSTEM](#)

English

[Product Specifications](#)

[Application Specification](#)

English

[Agency Approvals](#)

[VDE Certificate](#)

English