

# Single Turn Trimmer

## Model 62



### Features:

- 1/4" diameter
- Single turn
- Cermet



### Electrical

Standard Resistance Range, Ohms	10 to 1Meg
Standard Resistance Tolerance	±10% (<100 Ohms = ±20%)
Input Voltage, Maximum	200 Vdc or rms not to exceed power rating
Slider Current, Maximum	100mA or within rated power, whichever is less
Power Rating, Watts	0.5 at 70°C derating to 0 at 125°C
End Resistance, Maximum	2 Ohms
Actual Electrical Travel, Nominal	220°
Dielectric Strength	600Vrms
Insulation Resistance, Minimum	100 Megohms
Resolution	Essentially infinite
Contact Resistance Variation, Maximum	1% or 1 Ohm, whichever is greater

### Environmental

Seal	85°C Fluorinert® (No Leaks)
Temperature Coefficient, Maximum	±100ppm/°C
Operating Temperature Range	-55°C to +125°C
Thermal Shock	5 cycles, -55°C to +125°C (1% ΔRT, 1% ΔVR)
Moisture Resistance	Ten 24 hour cycles (1% ΔRT, IR 100 Megohms Min.)
Shock, 6ms Sawtooth	100G's (1% ΔRT, 1% ΔVR)
Vibration	20G's, 10 to 2,000 Hz (1% ΔRT, 1% ΔVR)
High Temperature Exposure	250 hours at 125°C (2% ΔRT, 2% ΔVR)
Rotational Life	200 cycles (2% ΔRT)
Load Life at 0.5 Watts	1,000 hours at 70°C (2% ΔRT)
Resistance to Solder Heat	260°C for 10 sec. (1% ΔRT)

### Mechanical

Mechanical Stops	Solid
Torque, Starting Maximum	3 oz.-in. (0.021 N-m)
Weight, Nominal	.02 oz. (0.60 grams)

#### General Note

TT Electronics reserves the right to make changes in product specification without notice or liability. All information is subject to TT Electronics' own data and is considered accurate at time of going to print.

TT Electronics | BI Technologies  
4200 Bonita Place, Fullerton, CA USA 92835-1053 | Ph: +1 714-447-2300  
www.ttelectronics.com | sensors@ttelectronics.com

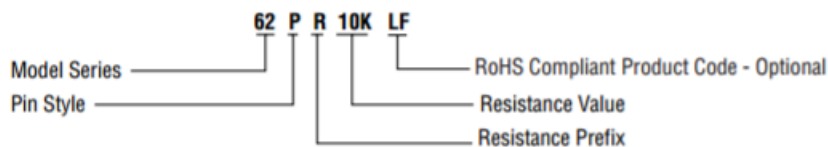
# Single Turn Trimmer

## Model 62



### Ordering Information

Standard:



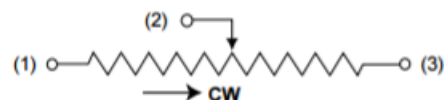
### Packaging Information

Standard: Plastic Bags  
Capacity = 100 Units

### Standard Resistance Values, Ohms

10	200	5K	50K	500K
20	500	10K	100K	1Meg
50	1K	20K	200K	
100	2K	25K	250K	

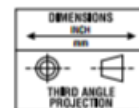
### Circuit Diagram



### NOTES

Metric equivalents, based on 1 inch = 25.4mm are rounded to the same number of significant figures as in the original English units and are provided for general information only.

Tolerances unless otherwise specified:  
Linear = ± .01 inches (.25mm)  
Angular = ± 2 degrees



#### General Note

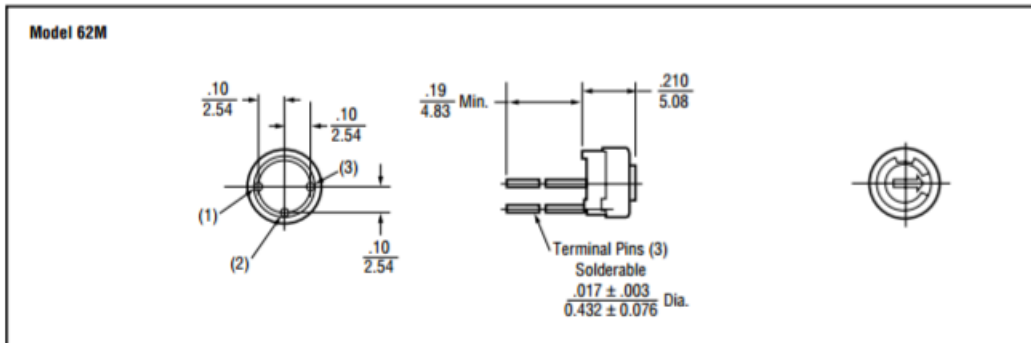
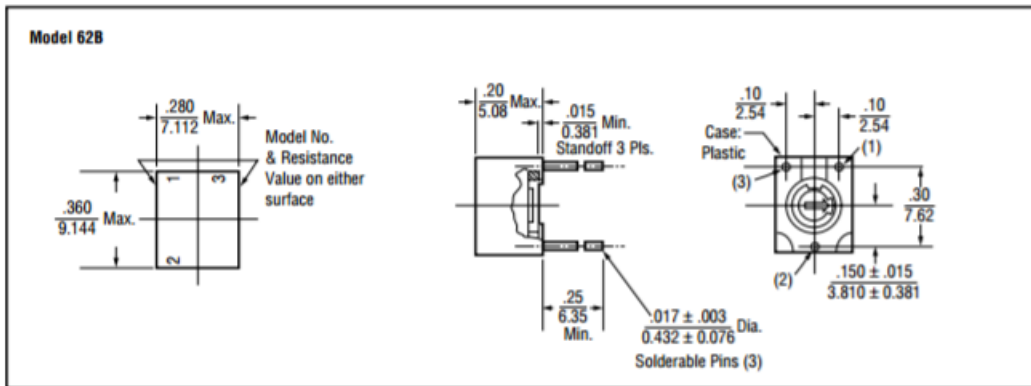
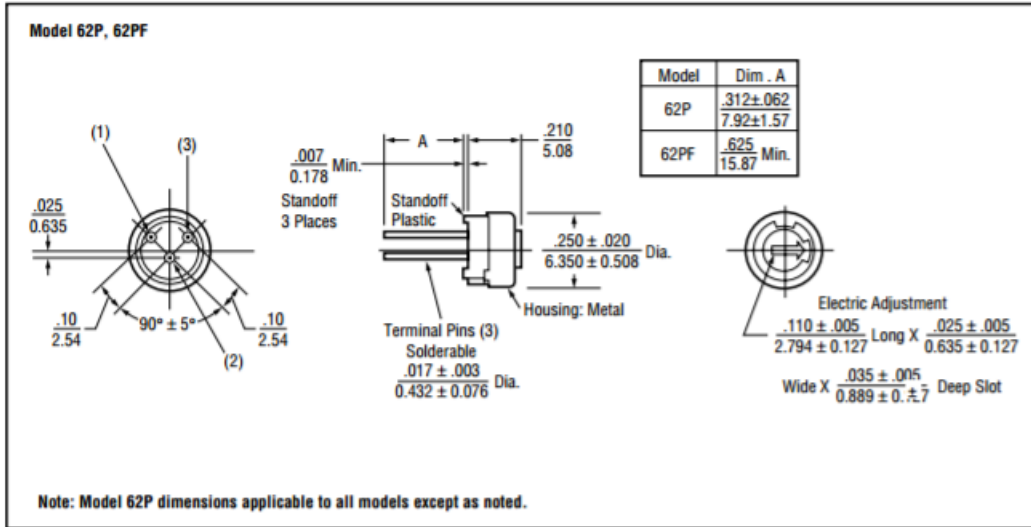
TT Electronics reserves the right to make changes in product specification without notice or liability. All information is subject to TT Electronics' own data and is considered accurate at time of going to print.

# Single Turn Trimmer

## Model 62



### Outline Drawings—Top Adjustment



**General Note**

TT Electronics reserves the right to make changes in product specification without notice or liability. All information is subject to TT Electronics' own data and is considered accurate at time of going to print.

TT Electronics | BI Technologies  
 4200 Bonita Place, Fullerton, CA USA 92835-1053 | Ph: +1 714-447-2300  
 www.ttelectronics.com | sensors@ttelectronics.com

# Mouser Electronics

Authorized Distributor

Click to View Pricing, Inventory, Delivery & Lifecycle Information:

## TT Electronics:

[62MR100LF](#) [62MR10KLF](#) [62MR2KLF](#) [62MR500LF](#) [62MR50KLF](#) [62PR200LF](#) [62PR25KLF](#) [62PR2KLF](#)  
[62PR250KLF](#) [62PR200KLF](#) [62PR10LF](#) [62MR1MEGLF](#) [62PR10KLF](#) [62PR1MEGLF](#) [62MR1KLF](#) [62MR500K](#)  
[62MR5KLF](#) [62PR20KLF](#) [62MR100KLF](#) [62PR100KLF](#) [62PR50LF](#) [62MR10LF](#) [62MR25KLF](#) [62PR500LF](#)  
[62MR200LF](#) [62PR50KLF](#) [62PR1KLF](#) [62MR500KLF](#) [62PR20LF](#) [62PR5KLF](#) [62MR250KLF](#) [62MR20LF](#) [62MR20KLF](#)  
[62MR200KLF](#) [62PR100LF](#) [62PR500KLF](#) [62MR50LF](#)