



Micro Commercial Components



Micro Commercial Components
20736 Marilla Street Chatsworth
CA 91311
Phone: (818) 701-4933
Fax: (818) 701-4939

SS22-L THRU SS220-L

Features

- Guard Ring Protection
- Lead Free Finish/Rohs Compliant (Note1) ("P" Suffix designates Compliant. See ordering information)
- Low Forward Voltage
- High Current Capability
- Halogen free available upon request by adding suffix "-HF"
- Epoxy meets UL 94 V-0 flammability rating
- Moisture Sensitivity Level 1

Maximum Ratings

- Operating Temperature: -55°C to +125°C
- Storage Temperature: -55°C to +150°C

MCC Catalog Number	Device Marking	Maximum Recurrent Peak Reverse Voltage	Maximum RMS Voltage	Maximum DC Blocking Voltage
SS22-L	SS22	20V	14V	20V
SS23-L	SS23	30V	21V	30V
SS24-L	SS24	40V	28V	40V
SS25-L	SS25	50V	35V	50V
SS26-L	SS26	60V	42V	60V
SS28-L	SS28	80V	56V	80V
SS210-L	SS210	100V	70V	100V
SS2150-L	S2150	150V	105V	150V
SS220-L	SS220	200V	140V	200V

Electrical Characteristics @ 25°C Unless Otherwise Specified

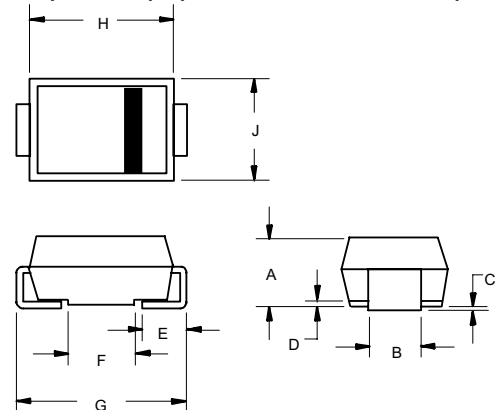
Average Forward Current	$I_{F(AV)}$	2.0A	$T_L = 100^\circ\text{C}$	
Peak Forward Surge Current	I_{FSM}	50A	8.3ms, half sine	
Maximum Instantaneous Forward Voltage	V_F	SS22-SS24 SS25-SS26 SS28-SS210 SS2150-SS220	$I_{FM} = 2.0A;$ $T_J = 25^\circ\text{C}^*$	
		.55V		
		.70V		
		.85V .90V		
Maximum DC Reverse Current At Rated DC Blocking Voltage	I_R	0.5mA	$T_J = 25^\circ\text{C}$	
Typical Junction Capacitance	C_J	SS22	Measured at 1.0MHz, $V_R = 4.0V$	
		SS23-SS210		230pF 50pF
		SS2150-SS220		170pF
Typical Thermal	R_{thJA} R_{thJC} R_{thJL}	75°C/W 25°C/W 15°C/W		

Note: 1. High Temperature Solder Exemptions Applied, see EU Directive Annex 7.

*Pulse test: Pulse width 300 μsec , Duty cycle 2%

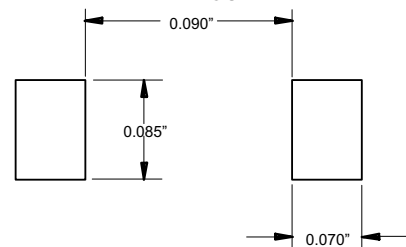
2 Amp Schottky Rectifier 20 to 200 Volts

DO-214AC (SMA) (LEAD FRAME)



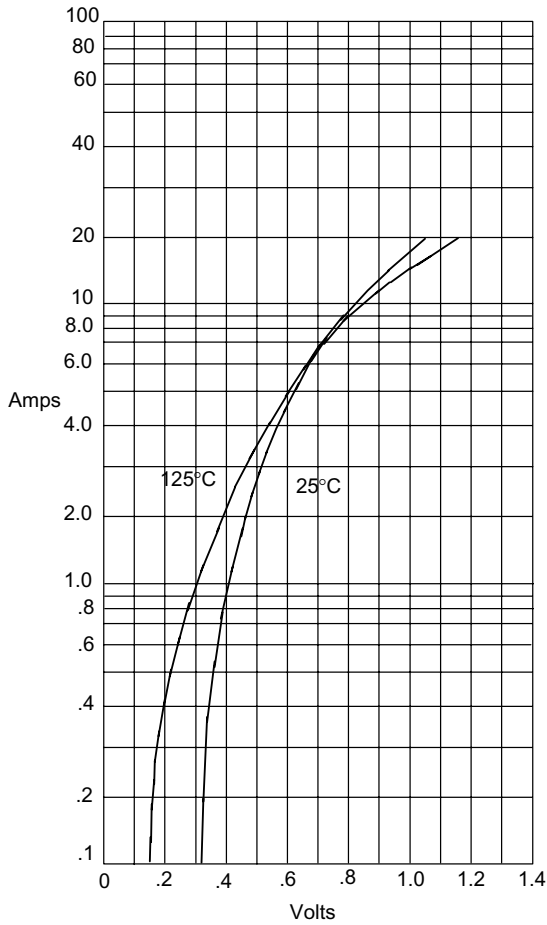
DIM	DIMENSIONS				NOTE
	INCHES		MM		
A	.079	.096	2.00	2.44	
B	.050	.064	1.27	1.63	
C	.002	.008	.05	.20	
D	---	.02	---	.51	
E	.030	.060	.76	1.52	
F	.065	.091	1.65	2.32	
G	.189	.220	4.80	5.59	
H	.157	.181	4.00	4.60	
J	.090	.115	2.25	2.92	

SUGGESTED SOLDER PAD LAYOUT



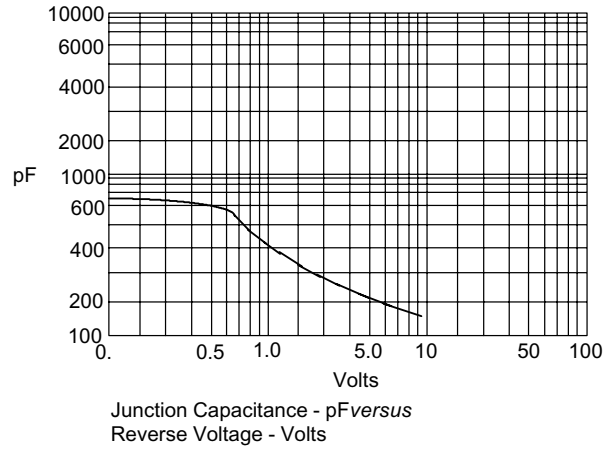
SS22-L

Figure 1
Typical Forward Characteristics



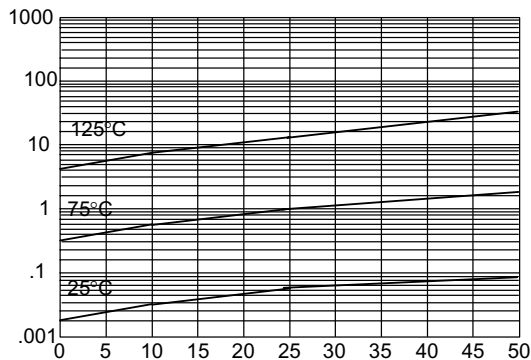
Instantaneous Forward Current - Amperes versus
Instantaneous Forward Voltage - Volts

Figure 3
Typical Junction Capacitance



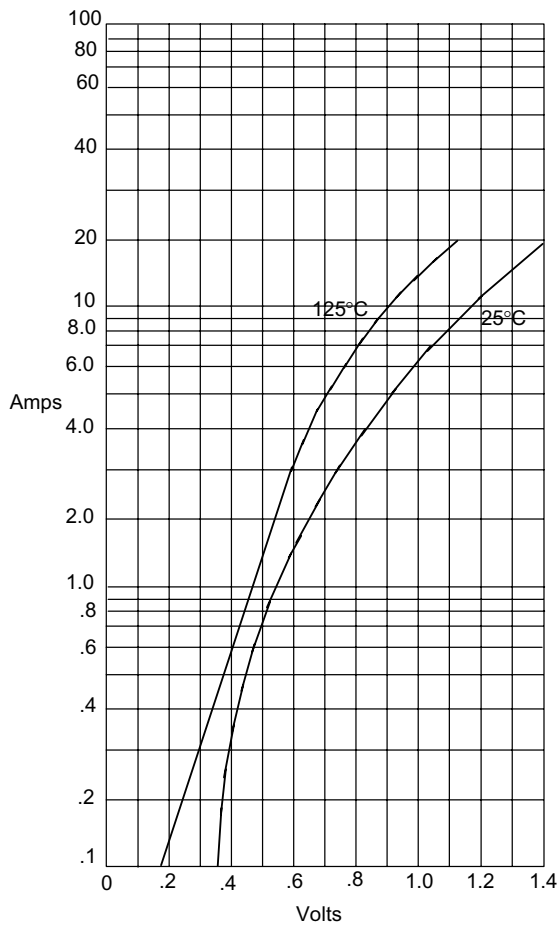
Junction Capacitance - pF versus
Reverse Voltage - Volts

Figure 2
Typical Reverse Characteristics



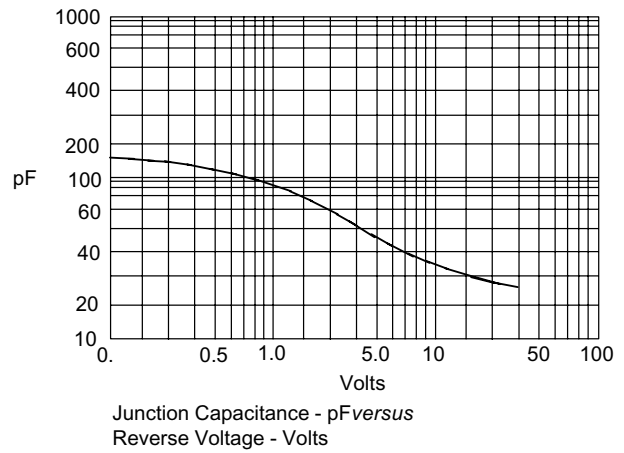
SS23-L thru SS210-L

Figure 1
Typical Forward Characteristics



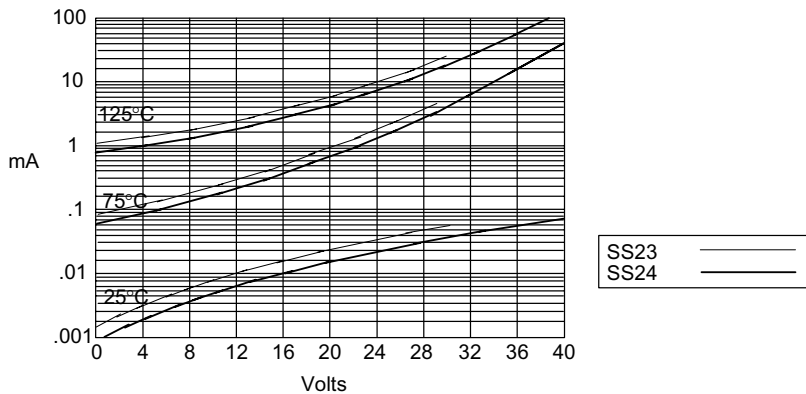
Instantaneous Forward Current - Amperes versus
Instantaneous Forward Voltage - Volts

Figure 3
Typical Junction Capacitance



Junction Capacitance - pF versus
Reverse Voltage - Volts

Figure 2
Typical Reverse Characteristics



Typical Reverse Current - mA versus
Reverse Voltage - Volts

SS2150-L thru SS220-L

FIG.1-TYPICAL FORWARD CURRENT DERATING CURVE

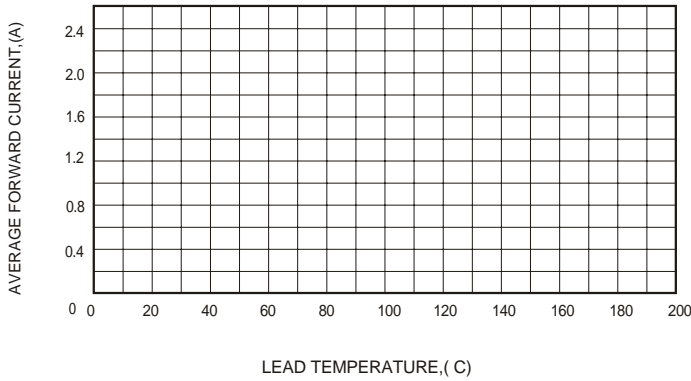


FIG.2-TYPICAL FORWARD CHARACTERISTICS

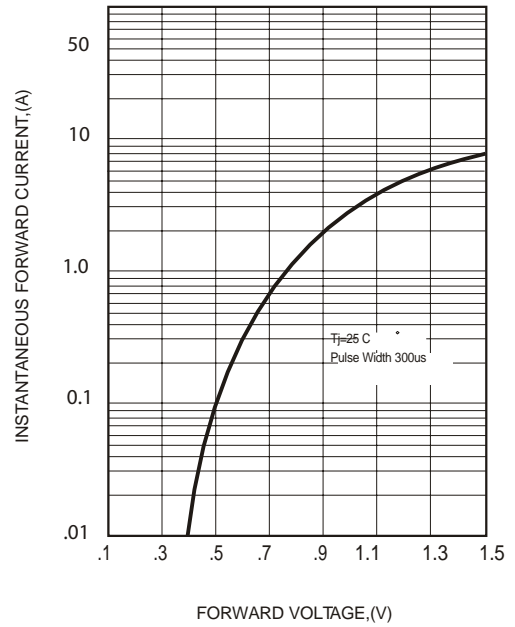


FIG.3-MAXIMUM NON-REPETITIVE FORWARD SURGE CURRENT

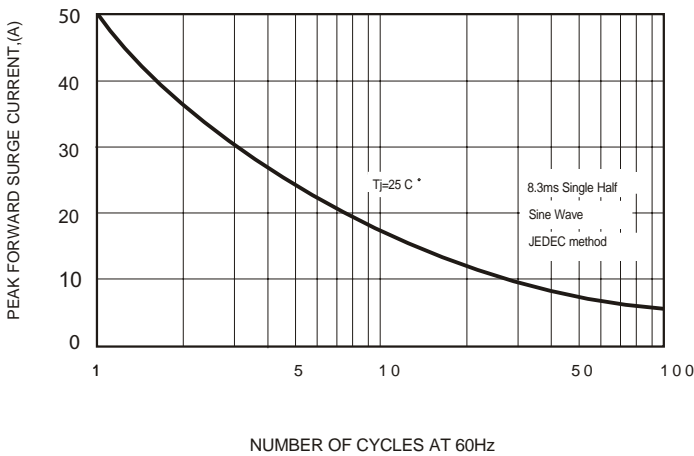


FIG.5 - TYPICAL REVERSE CHARACTERISTICS

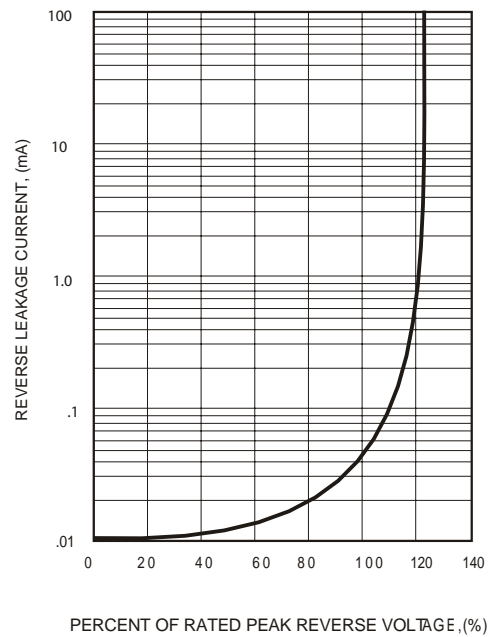
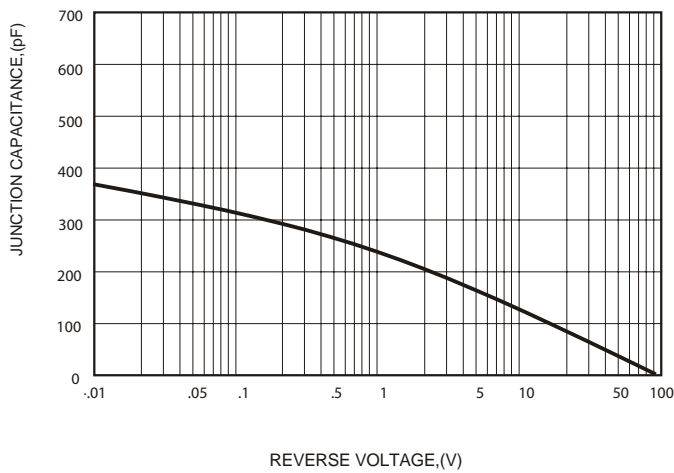


FIG.4-TYPICAL JUNCTION CAPACITANCE





Micro Commercial Components

Ordering Information :

Device	Packing
Part Number-TP	Tape&Reel: 5Kpcs/Reel

Note : Adding "-HF" suffix for halogen free, eg. Part Number-TP-HF

IMPORTANT NOTICE

Micro Commercial Components Corp. reserves the right to make changes without further notice to any product herein to make corrections, modifications , enhancements , improvements , or other changes . **Micro Commercial Components Corp .** does not assume any liability arising out of the application or use of any product described herein; neither does it convey any license under its patent rights ,nor the rights of others . The user of products in such applications shall assume all risks of such use and will agree to hold **Micro Commercial Components Corp .** and all the companies whose products are represented on our website, harmless against all damages.

LIFE SUPPORT

MCC's products are not authorized for use as critical components in life support devices or systems without the express written approval of Micro Commercial Components Corporation.

CUSTOMER AWARENESS

Counterfeiting of semiconductor parts is a growing problem in the industry. Micro Commercial Components (MCC) is taking strong measures to protect ourselves and our customers from the proliferation of counterfeit parts. MCC strongly encourages customers to purchase MCC parts either directly from MCC or from Authorized MCC Distributors who are listed by country on our web page cited below. Products customers buy either from MCC directly or from Authorized MCC Distributors are genuine parts, have full traceability, meet MCC's quality standards for handling and storage. **MCC will not provide any warranty coverage or other assistance for parts bought from Unauthorized Sources.** MCC is committed to combat this global problem and encourage our customers to do their part in stopping this practice by buying direct or from authorized distributors.

www.mccsemi.com