

826632-7 ✓ ACTIVE

AMPMODU | AMPMODU Headers

TE Internal #: 826632-7

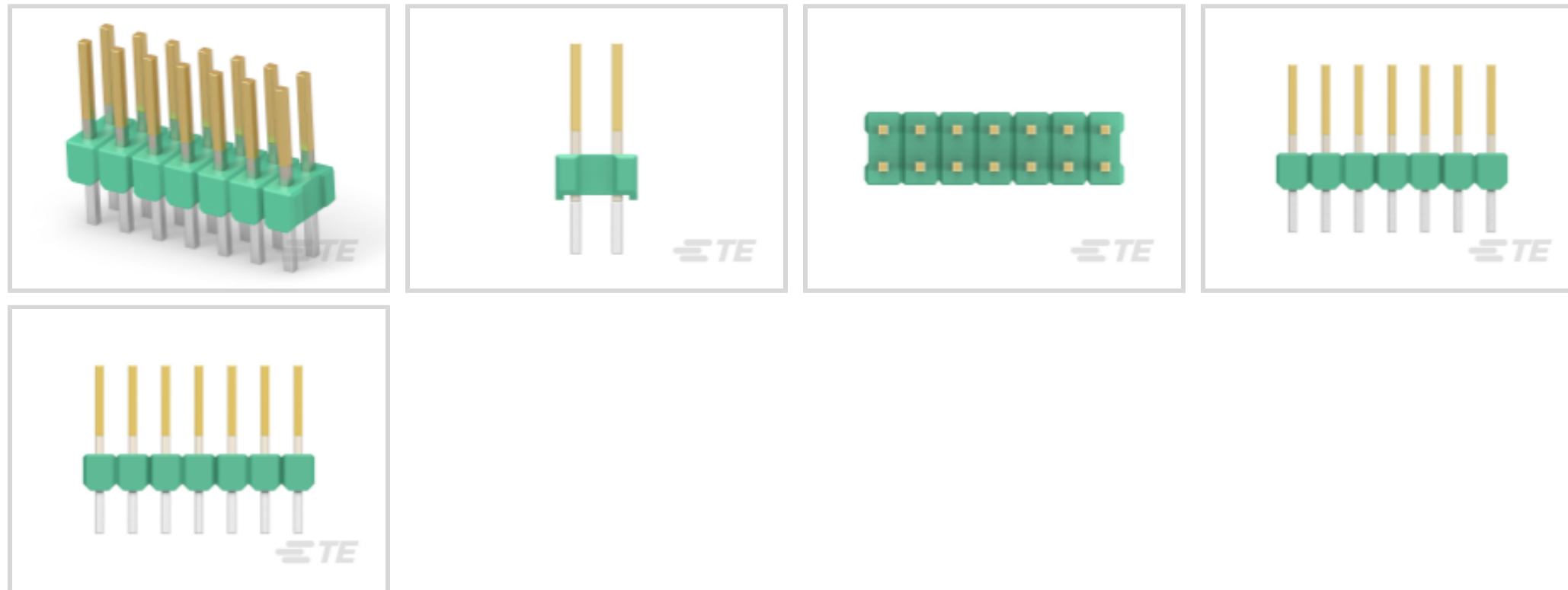
PCB Mount Header, Vertical, Board-to-Board, 14 Position, 2.54 mm

[.1 in] Centerline, Breakaway, AMPMODU Headers

[View on TE.com >](#)



Connectors > PCB Connectors > PCB Headers & Receptacles



PCB Connector Assembly Type: **PCB Mount Header**

PCB Mount Orientation: **Vertical**

Connector System: **Board-to-Board**

Number of Positions: **14**

Number of Rows: **2**

Features

Product Type Features

PCB Connector Assembly Type	PCB Mount Header
Connector System	Board-to-Board
Header Type	Breakaway
Sealable	No
Connector & Contact Terminates To	Printed Circuit Board

Configuration Features

Connector Contact Load Condition	Fully Loaded
PCB Mount Orientation	Vertical
Number of Positions	14
Number of Rows	2
Board-to-Board Configuration	Parallel

Electrical Characteristics

Insulation Resistance	5000 M Ω
Dielectric Withstanding Voltage (Max)	750 Vrms



Body Features

Primary Product Color	Green
-----------------------	-------

Contact Features

Contact Mating Area Length	6.7 mm[.264 in]
Mating Square Post Dimension	.63 mm[.025 in]
PCB Contact Termination Area Plating Material Thickness	3 μ m[118 μ in]
Contact Layout	Inline
Contact Underplating Material Thickness	1.27 μ m[50 μ in]
Contact Shape & Form	Square
Contact Underplating Material	Nickel
PCB Contact Termination Area Plating Material	Tin
Contact Base Material	Copper Alloy
Contact Mating Area Plating Material	Gold or Gold Flash over Palladium Nickel
Contact Mating Area Plating Material Thickness	.76 μ m[30 μ in]
Contact Type	Pin
Contact Current Rating (Max)	5 A

Termination Features

Square Termination Post & Tail Dimension	.63 mm[.025 in]
Termination Post & Tail Length	3.2 mm[.126 in]
Termination Method to PCB	Through Hole - Solder

Mechanical Attachment

Mating Alignment	Without
PCB Mount Retention	Without
PCB Mount Alignment	Without
Connector Mounting Type	Board Mount

Housing Features

Centerline (Pitch)	2.54 mm[.1 in]
Housing Material	PBT

Dimensions

Row-to-Row Spacing	2.54 mm[.1 in]
PCB Thickness (Recommended)	1.57 mm[.062 in]

Usage Conditions



Housing Temperature Rating	Standard
----------------------------	----------

Operating Temperature Range	-65 – 105 °C[-85 – 221 °F]
-----------------------------	----------------------------

Operation/Application

Circuit Application	Signal
---------------------	--------

Industry Standards

UL Flammability Rating	UL 94V-0
------------------------	----------

Packaging Features

Packaging Quantity	504
--------------------	-----

Packaging Method	Carton
------------------	--------

Product Compliance

[For compliance documentation, visit the product page on TE.com>](#)

EU RoHS Directive 2011/65/EU	Compliant
------------------------------	-----------

EU ELV Directive 2000/53/EC	Compliant
-----------------------------	-----------

China RoHS 2 Directive MIIT Order No 32, 2016	No Restricted Materials Above Threshold
---	---

EU REACH Regulation (EC) No. 1907/2006	Current ECHA Candidate List: JUNE 2024 (241) Candidate List Declared Against: JUNE 2024 (241) Does not contain REACH SVHC
--	---


Halogen Content	Not Low Halogen - contains Br or Cl > 900 ppm.
-----------------	--

Solder Process Capability	Wave solder capable to 265°C
---------------------------	------------------------------

Product Compliance Disclaimer

This information is provided based on reasonable inquiry of our suppliers and represents our current actual knowledge based on the information they provided. This information is subject to change. The part numbers that TE has identified as EU RoHS compliant have a maximum concentration of 0.1% by weight in homogenous materials for lead, hexavalent chromium, mercury, PBB, PBDE, DBP, BBP, DEHP, DIBP, and 0.01% for cadmium, or qualify for an exemption to these limits as defined in the Annexes of Directive 2011/65/EU (RoHS2). Finished electrical and electronic equipment products will be CE marked as required by Directive 2011/65/EU. Components may not be CE marked. Additionally, the part numbers that TE has identified as EU ELV compliant have a maximum concentration of 0.1% by weight in homogenous materials for lead, hexavalent chromium, and mercury, and 0.01% for cadmium, or qualify for an exemption to these limits as defined in the Annexes of Directive 2000/53/EC (ELV). Regarding the REACH Regulation, the information TE provides on SVHC in articles for this part number is based on the latest European Chemicals Agency (ECHA) 'Guidance on requirements for substances in articles' posted at this URL: <https://echa.europa.eu/guidance-documents/guidance-on-reach>

Compatible Parts



TE Part # 216604-7
2X 7P HV190FEDERLEI



TE Part # 215309-7
2X7P HV100 REC CON. TE, 8.5MM



TE Part # 969973-7
2x7P HV100 REC. CON, SMD, GOLD, BLISTER



TE Part # 5-534236-7
14 MODII VRT DR CE 100/120



TE Part # 534236-7
14 MODII VRT DR CE 100/120



TE Part # 925367-7
MOD 4 REC.HSG 2X07P




TE Part # 215307-7
2X7P HV100 REC CON. TE, 7.0MM



TE Part # 829264-7
2X 7P HV100 REC CON.B/TE, 6.2,NO KINK

Also in the Series | **AMPMODU Headers**




Connector Contacts(60)



Connector Hardware(1)



PCB Headers & Receptacles(1629)



Wire-to-Board Connector Assemblies & Housings(5)

Customers Also Bought



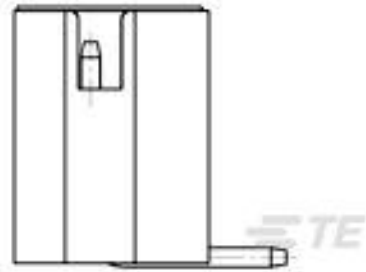
TE Part #5-1393789-1
V23079G2003B301



TE Part #640901-1
05P UMNL SOK HDR ASSY 94VO



TE Part #5650118-1
CONN SEC II 15 POS 100C/L R/A



TE Part #1775317-7
HPI.,2.5MM PITCH,V/T,SMT TYPE,7 POS



TE Part #826631-5
5P AMPMODU II STIFT LEI



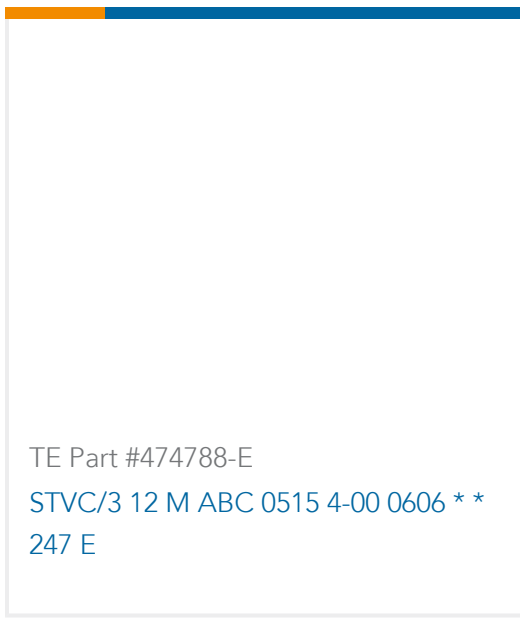
TE Part #203546-E
MJIM IM 1X1 S 87 * X R THRU ** H3D01 *



TE Part #294138-E
DRCO 0,80 40 M 2 SMD M1 137 E009 176 GU-



TE Part #225791-E
POWELM BUCHSE VOLLM M5 6,5 2,54 * EP 10,



Documents

Product Drawings

[7P AMPMODU II PIN HDR.](#)

English

[7P AMPMODU II PIN HDR.](#)

English

CAD Files

[3D PDF](#)

3D

Customer View Model

[ENG_CVM_CVM_826632-7_R.2d_dxf.zip](#)

English

Customer View Model

[ENG_CVM_CVM_826632-7_R.3d_igs.zip](#)

English

Customer View Model

[ENG_CVM_CVM_826632-7_R.3d_stp.zip](#)

English

By downloading the CAD file I accept and agree to the [Terms and Conditions](#) of use.

Agency Approvals

[UL Report](#)

English