



M12 Connector

TE Internal #: T4113512041-000

Cable-to-Cable, 4 Position, Sealable, Wire & Cable, Signal, Cable Mount (Free-Hanging), Reverse Gender, M12 Connector, Standard Circular Connectors

[View on TE.com >](#)

Connectors > Circular Connectors > Standard Circular Connectors



Connector System: **Cable-to-Cable**
Connector Mounting Type: **Cable Mount (Free-Hanging)**
Number of Positions: **4**
Sealable: **Yes**
Connector & Contact Terminates To: **Wire & Cable**

Features

Product Type Features

Product Type	Connector Assembly
Accessory Color	Black
Assembly Requirement	Factory Assembled
Assembly Type	Electrical Connector
Circular Connector Shell Type	Metal-Shell
Connector Product Type	Connector Assembly
Connector System	Cable-to-Cable
Sealable	Yes
Connector & Contact Terminates To	Wire & Cable
Circular Connector Type	Plug
Shell Type	Metal

Configuration Features

Keying & Polarized Position Locations	D
Factory Installed Backshell	With



Keying	D
Number of Positions	4
Number of Power Positions	0
Number of Signal Positions	4
Contacts Preloaded	Yes

Electrical Characteristics

Operating Voltage	250 VAC
Voltage	250 Vrms

Body Features

Peripheral Seal Material	Silicone
Environmental Protection	IP67
O-Ring Material	Silicone
Environmental Protection Type	Elastomer Sealed
Shell Plating Material	Nickel
Shell Base Material	Copper Alloy
Circular Connector Insulation Material Type	Polyamide 66 GF25
Hermetically Sealed	Yes

Contact Features

Contact Current Rating (Max)	4 A
Reverse Gender	Yes
Circular Connector Contact Type	Pin

Mechanical Attachment

Mating Retention Type	Threaded Coupling
Mating Alignment	With
Connector Mounting Type	Cable Mount (Free-Hanging)
Polarization Code	D
Mating Alignment Type	Keyed

Housing Features

Circular Connector Shell Size	20
-------------------------------	----

Dimensions

Wire Size	.75 – .25 mm²
-----------	---------------

Usage Conditions

--	--



IP Dust Sealing Level	6
IP Water Sealing Level	IP67
Operating Temperature Range	-40 – 85 °C[-40 – 185 °F]

Operation/Application

Durability Rating	100 Cycles
Circuit Application	Signal
Shielded	Yes

Industry Standards

UL Flammability Rating	UL 94HB
------------------------	---------

Other

Position Locations Omitted	0
Field Serviceable	Yes

Product Compliance

For compliance documentation, visit the product page on TE.com>

EU RoHS Directive 2011/65/EU	Compliant with Exemptions
EU ELV Directive 2000/53/EC	Compliant with Exemptions
China RoHS 2 Directive MIIT Order No 32, 2016	Restricted Materials Above Threshold
EU REACH Regulation (EC) No. 1907/2006	Current ECHA Candidate List: JUNE 2024 (241) Candidate List Declared Against: JUNE 2024 (241) SVHC > Threshold: Pb (3.7% in Component Part) Article Safe Usage Statements: Do not eat, drink or smoke when using this product. Wash thoroughly after handling. Recycle if possible and dispose of the article by following all applicable governmental regulations relevant to your geographic location.
Halogen Content	Low Halogen - Br, Cl, F, I < 900 ppm per homogenous material. Also BFR/CFR/PVC Free
Solder Process Capability	Not applicable for solder process capability

















Product Compliance Disclaimer

This information is provided based on reasonable inquiry of our suppliers and represents our current actual knowledge based on the information they provided. This information is subject to change. The part numbers that TE has identified as EU RoHS compliant have a maximum concentration of 0.1% by weight in homogenous materials for lead, hexavalent chromium, mercury, PBB, PBDE, DBP, BBP, DEHP, DIBP, and 0.01% for cadmium, or qualify for an exemption to these limits as defined in the Annexes of Directive 2011/65/EU (RoHS2). Finished electrical and electronic equipment products will be CE marked as required by Directive 2011/65/EU. Components may not be CE marked. Additionally, the part numbers that TE has identified as EU ELV compliant have a maximum concentration of 0.1% by weight in homogenous materials for lead, hexavalent chromium, and mercury, and 0.01% for cadmium, or qualify for an exemption to these limits as defined in the Annexes of Directive 2000/53/EC (ELV). Regarding the REACH Regulation, the information TE provides



on SVHC in articles for this part number is based on the latest European Chemicals Agency (ECHA) ‘Guidance on requirements for substances in articles’ posted at this URL: <https://echa.europa.eu/guidance-documents/guidance-on-reach>

Compatible Parts

 <p>TE Part # T4112512041-000 M12 F, 4P GOLD D_CODE RA SHIELDED PG9</p>	 <p>TE Part # 234040-E M12 FEMALE, D CODE, 4P, 17MM SMT</p>	 <p>TE Part # 234041-E M12 FEMALE, D CODE, 4P, 17MM SMT</p>	 <p>TE Part # 484944-E M12 FEMALE, D CODE, 4P, 17MM THR</p>
 <p>TE Part # 225114-E M12 KIT, FEMALE, D CODE, 4P, 13MM SMT</p>	 <p>TE Part # 225284-E M12 FEMALE, D CODE,RA, 4P THR REAR MOUNT</p>	 <p>TE Part # 235190-E M12 FEMALE, D CODE,RA, 4P THR REAR MOUNT</p>	 <p>TE Part # 364175-E M12 FEMALE, D CODE, 4P, 17MM SMT</p>
 <p>TE Part # 454949-E M12 FEMALE, D CODE, 4P, 17MM SMT</p>	 <p>TE Part # 474522-E M12 FEMALE, D CODE, 4P, 17MM THR</p>	 <p>TE Part # 474665-E M12 FEMALE, D CODE, 4P, 17MM SMT</p>	 <p>TE Part # 484574-E M12 FEMALE, D CODE, 4P, 17MM SMT</p>
 <p>TE Part # 484936-E M12 FEMALE, D CODE, 4P, 17MM SMT</p>	 <p>TE Part # 484937-E M12 FEMALE, D CODE, 4P, 17MM SMT</p>	 <p>TE Part # 2468589-2 M12 REC. HEADER 4 POS. VERT. D- CODED</p>	 <p>TE Part # 494083-E M12 FEMALE, D CODE, 4P, 17MM THR</p>



TE Part # 534075-E
M12 FEMALE, D CODE, 4P, 17MM SMT

TE Part # 2468589-1
M12 REC. HEADER 4 POS. VERT. D-CODED

Also in the Series | M12 Connector

Connector Caps & Covers(5)

Connector Hardware(12)

Connector Seals & Cavity Plugs(4)

M8/M12 Cable Assemblies(230)

Standard Circular Connectors(803)

Customers Also Bought

TE Part #1630019-1
HSC200 100R 5%

TE Part #T4132512041-000
M12,FRONT MOUNT,MALE,D,4P, SOLDER WIRE

TE Part #TAD14745101-020
M12D4-MS-MS-PUR TYPE C GREEN-2.0M

TE Part #T4111511041-000
M12 M, 4P GOLD D_CODE S SHIELDED PG7

TE Part #T4112512041-000
M12 F, 4P GOLD D_CODE RA SHIELDED PG9

TE Part #409670-000
222K121-100/180-0

TE Part #T4113511041-000
M12 M, 4P GOLD D_CODE RA SHIELDED PG7

TE Part #33114
TERMINAL,SOLIS R 4 10



Documents

Product Drawings

M12 M, 4P GOLD D_CODE RA SHIELDED PG9

English

CAD Files

Customer View Model

ENG_CVM_CVM_T4113512041-000_B.3d_igs.zip

English

Customer View Model

ENG_CVM_CVM_T4113512041-000_B.3d_stp.zip

English

Customer View Model

ENG_CVM_CVM_T4113512041-000_B.2d_dxf.zip

English

3D PDF

3D

By downloading the CAD file I accept and agree to the [Terms and Conditions](#) of use.

Datasheets & Catalog Pages

M8 / M12 Connector System Catalog

English

Product Specifications

Application Specification

English

Agency Approvals

UL

English