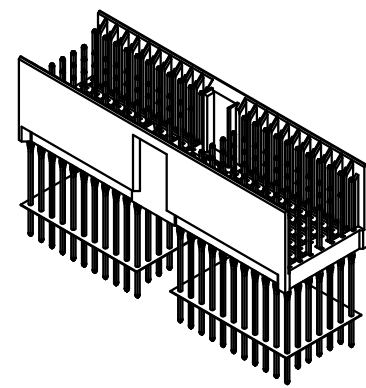
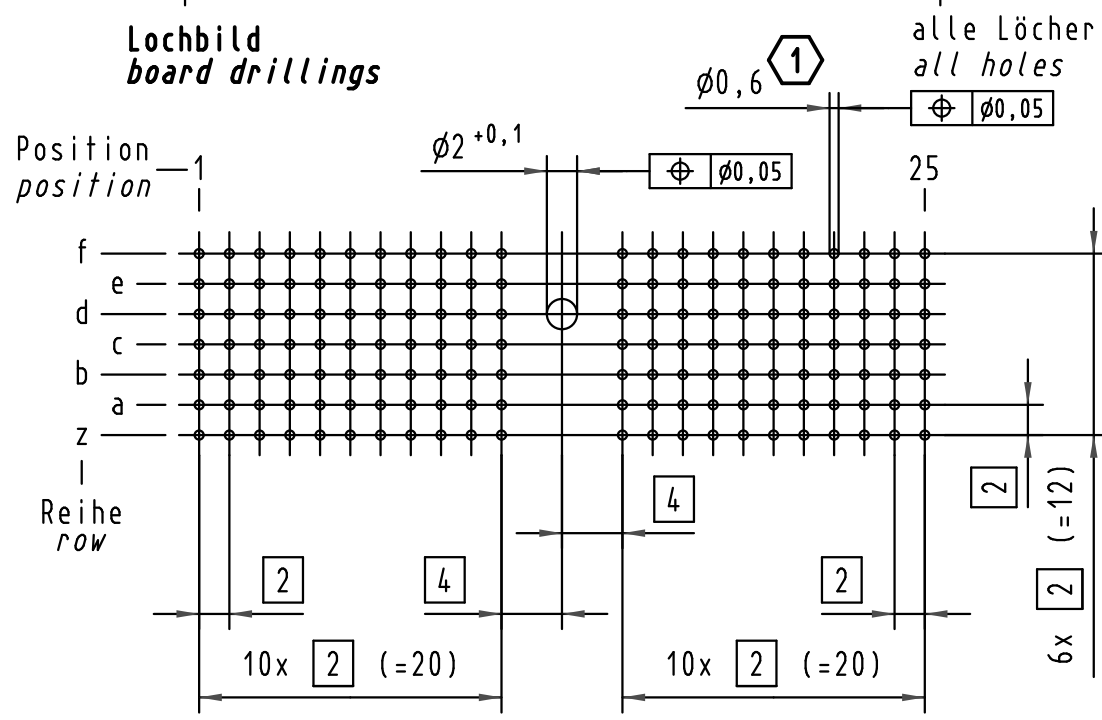
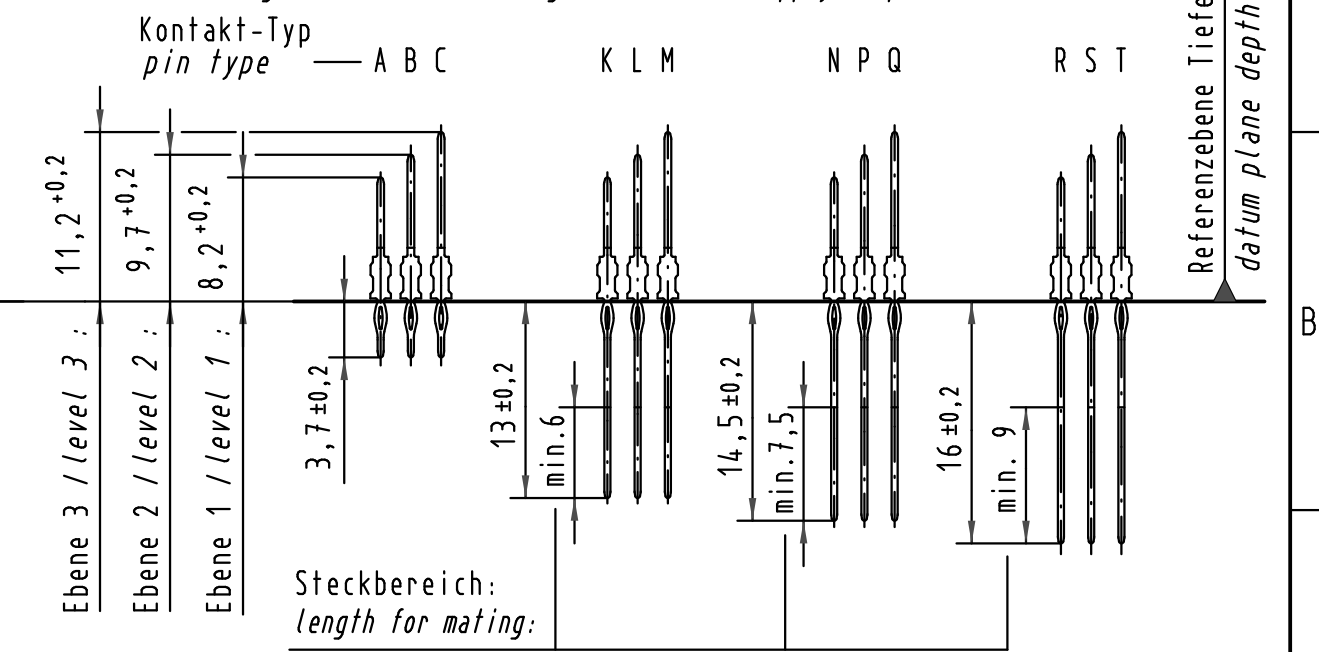


Lochbild
board drillings

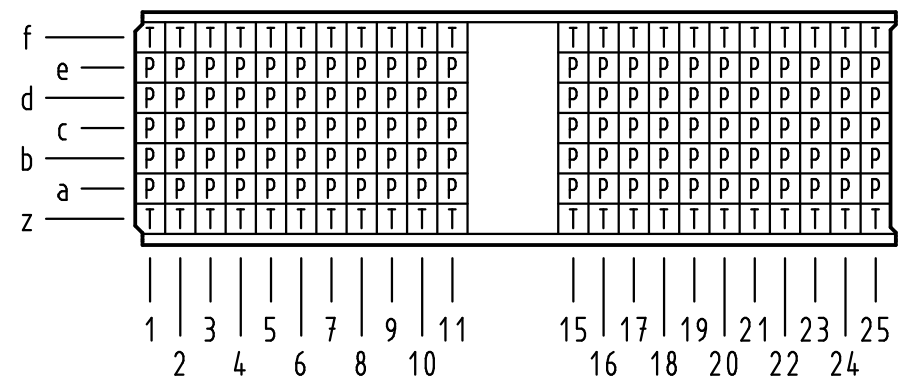


Kontakt-Maße
contact dimensions

(Längen der Steck- und Anschlußseite gelten für eingepreßte Steckverbinder)
(mating and termination length of contacts apply to pressed in connectors)



Kontaktbelegung
contact loading



1 Empfohlener Lochaufbau und weitere Informationen siehe: DS 17 00 110 0101
recommended configuration of plated through holes and further information see: DS 17 00 110 0101

17 01 154 4001	S4
17 01 154 2001	2
17 01 154 1001	1
Bestell-Nr. part-no.	Anforderungsstufe performance level 1

All Dimensions in mm Original Size DIN A 3	Techn. Character.			Nicht tolerierte Maßel/Free size tolerances IEC 61076-4-101	
	Mod.	Dat.	Name	Dat.	Name
HARTING Electronics GmbH & Co. KG D-32339 ESPELKAMP				TB 17 01 154 x001 Blatt/page	
				Sub.	