



Threaded Coupling

881-001P Cable Plug with Pigtail Wires and Integral Banding Porch



Series 881 threaded coupling cable plugs are pre-wired, sealed with epoxy and feature integral shield termination platform. Three contact sizes are available with current ratings of 5A, 3A and 1A. Aluminum or stainless steel housings and thermoplastic insulators. High-strength wire with crosslinked ETFE insulation crimped at the factory to high performance contacts. Ultraminiature SuperFly® connectors are ideal for soldier systems and other applications where reduced size and weight are critical.

Shell Size and Insert Arrangements			
Insert Arrangements	No. of Contacts		
	#23 5A.	Micro 3A.	Nano 1A.
B7N	—	—	7
C10N	—	—	10
C2M2N	—	2	2
D3M	—	3	—
D2W2N	2	—	2
E3W	3	—	—
E4M	—	4	—
E19N	—	—	19
E4M4N	—	4	4
F4W	4	—	—
F7M	—	7	—
F22N	—	—	22
F4M8N	—	4	8
F4W4N	4	—	4
G7W	7	—	—
G10M	—	10	—
G31N	—	—	31
G6M10N	—	6	10
G6M12N	—	6	12
H10W	10	—	—
H37N	—	—	37
H6W14N	6	—	14
J44N	—	—	44
J7W19N	7	—	19
K19M	—	19	—
K13M19N	—	13	19
L22M	—	22	—

First letter of insert arrangement represents connector shell size, as in this example **K13M19N**

NOTES

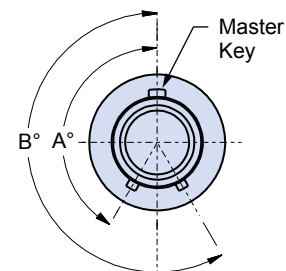
1. See Section A for insert arrangement layouts
2. See Section A for additional finish options

Sample Part Number		How To Order							
881-001P		A	-B7N	-M	004	J	1	-24	
Series	881-001P								
Insert Style	A = Unshrouded Contacts B = Shrouded Contacts Shrouded contacts are recessed within the insulator								
Shell Size / Insert Arr. ¹	See Shell Size and Insert Arrangement Table								
Material/ Finish ²	M = Aluminum/electroless nickel RoHS compliant ZR = Aluminum/zinc-nickel, non-reflective with RoHS compliant black chromate MT = Aluminum/nickel-PTFE RoHS compliant ZMT = Stainless steel/nickel-PTFE RoHS compliant								
Wire AWG	See Wire Code Table								
Wire Type	J = "Space Grade" wire M22759/33 or equivalent (ETFE)								
Wire Color	1 = White 5 = Full Color; 1-10 solid color, 11 and up are striped 7 = 10 Color Repeating; Wire #1 black, Wire #11 black, etc								
Wire Length	Overall length in inches measured from front of connector								

MOD-686 POLARIZING OPTIONS

Standard SuperFly® connectors have a single master key. Versions with three keys are also available if alternate key positions are required. Add suffix code 686 to the part number per the following example: 881-001PA-B7N-M004J1-24-**686A**

Plug Alternate Key Positions		
Suffix Code	A°	B°
686A	150°	210°
686B	75°	210°
686C	95°	230°
686D	140°	275°
686E	75°	275°
686F	95°	210°





Threaded Coupling

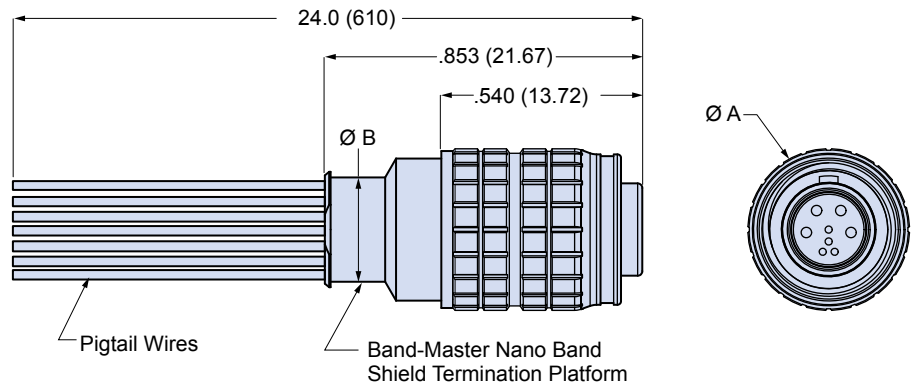
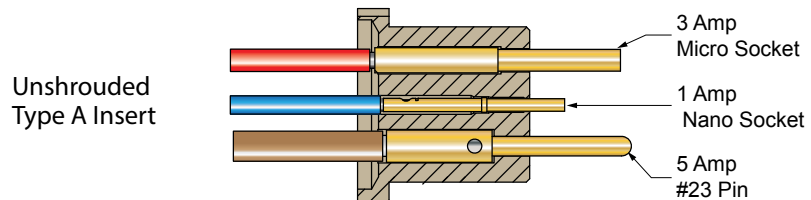
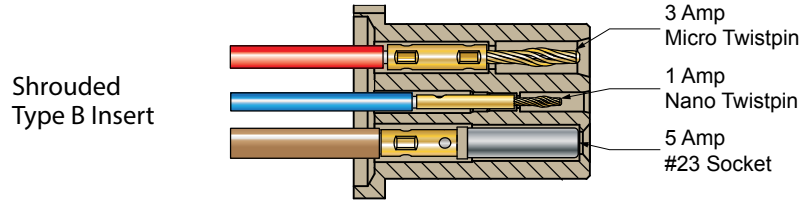


881-001P Cable Plug with Pigtail Wires and Integral Banding Porch

ABOUT SHROUDED AND UNSHROUDED SUPERFLY® CONFIGURATIONS

Shrouded contacts are recessed within the insert. Unshrouded contacts extend from the insert face. Shrouded inserts contain 1 amp and 3 amp Twistpin contacts along with 5 amp socket contacts. Unshrouded inserts contain 1 amp and 3 amp sockets and 5 amp pin.

Wire Code Table				
Layouts with 5A. Contacts				
Insert Arrangement	#23 5A.	Micro 3A.	Nano 1A.	Code
E3W, F4W, G7W, H10W	#22	—	—	100
	#24	—	—	200
	#26	—	—	300
Layouts with 5A. and 1A. Contacts				
Insert Arrangement	#23 5A.	Micro 3A.	Nano 1A.	Code
D2W2N, F4W4N, H6W14N, J7W19N	#22	—	#28	104
	#24	—	#28	204
	#26	—	#28	304
	#22	—	#30	105
	#24	—	#30	205
	#26	—	#30	305
	#22	—	#32	106
	#24	—	#32	206
#26	—	#32	306	
Layouts with 3A. Contacts				
Insert Arrangement	#23 5A.	Micro 3A.	Nano 1A.	Code
D3M, E4M F7M, G10M, K19M, L22M	—	#24	—	020
	—	#26	—	030
	—	#28	—	040
	—	#30	—	050
Layouts with 3A. and 1A. Contacts				
Insert Arrangement	#23 5A.	Micro 3A.	Nano 1A.	Code
C2M2N, E4M4N, F4M8N, G6M10N, G6M12N, K13M19N	—	#24	#28	024
	—	#26	#28	034
	—	#28	#28	044
	—	#24	#30	025
	—	#26	#30	035
	—	#28	#30	045
	—	#24	#32	026
—	#26	#32	036	
—	#28	#32	046	
Layouts with 1A. Contacts				
Insert Arrangement	#23 5A.	Micro 3A.	Nano 1A.	Code
B7N, C10N, E19N, F22N, G31N, H37N, J44N	—	—	#28	004
	—	—	#30	005
	—	—	#32	006



Shell Size	Dimensions			
	Ø A		Ø B	
	In.	mm.	In.	mm.
B	.356	9.04	.199	5.05
C	.375	9.53	.224	5.69
D	.395	10.03	.237	6.02
E	.415	10.54	.263	6.68
F	.434	11.02	.282	7.16
G	.454	11.53	.304	7.72
H	.493	12.52	.341	8.66
J	.533	13.54	.369	9.37
K	.553	14.05	.391	9.93
L	.592	15.04	.430	10.92

Mouser Electronics

Authorized Distributor

Click to View Pricing, Inventory, Delivery & Lifecycle Information:

Glenair:

[881001PB-E19N-M005J5-24](#) [881001PAE4M4N-M035J5-24](#) [881-001PA-J44N-M005J5-24](#)