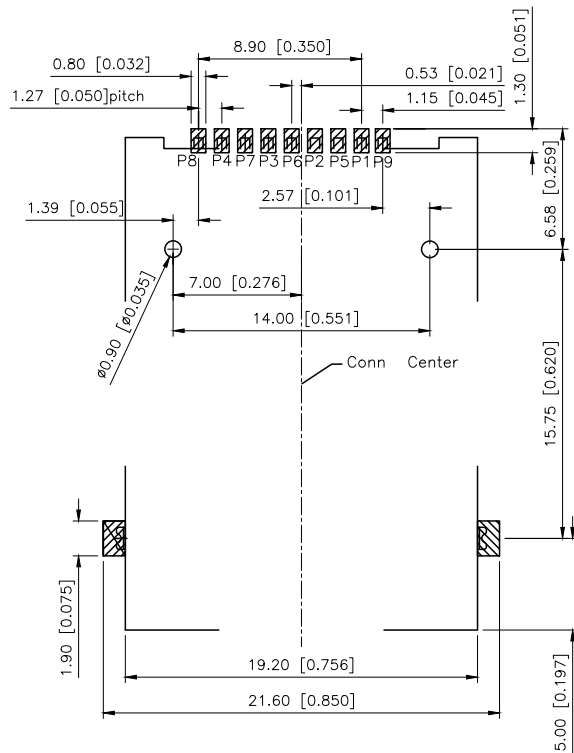
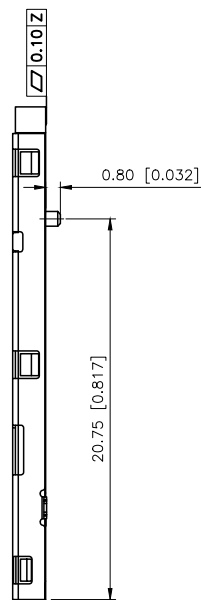
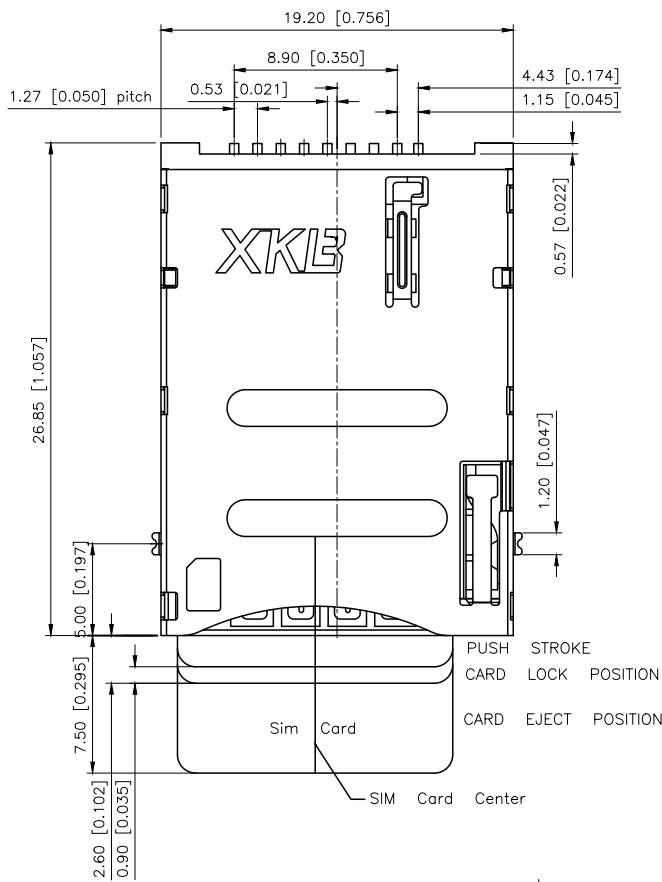
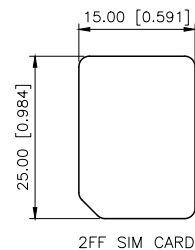
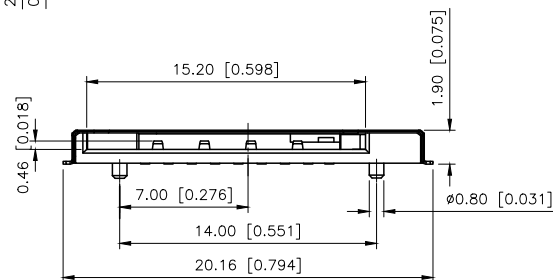


REVISIONS					
REV.	ECN NO.	LOCATION	DESCRIPTION	DATE	DESIGN
A0	N/A		INITIAL RELEASE	/	/
A1	N/A		图面升级整理图面	2025.05.15	阿树



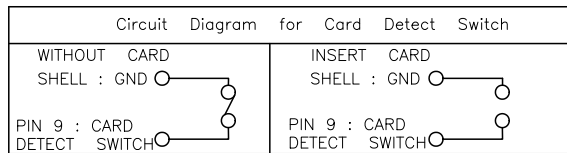
Specification.
 *Electrical Characteristics:
 Current Rating:1.5A.
 Withstanding Voltage:AC500V r.m.s.
 Insulation Resistance:1000Megohms
 Minimum at DC 500V
 Contact Resistance:100Miliohms Maximum.
 *Mechanical Characteristics:
 Mating Cycles:5000 Insertions

PART NUMBER INFORMATION



Connector terminal NO.	Pin NO.
Pin 1	VCC:PWR signal and GND
Pin 2	RST:Reset signal
Pin 3	CLK:Clocking signal
Pin 4	RESERVED
Pin 5	GND:PWR signal and GND
Pin 6	VCC:Porgramming Voltage
Pin 7	I/O:Serial date input/output
Pin 8	RESERVED

ITEM	PAPT	NAMF	QTY	MATERIAL	FINISHING
③	Shell	1		SUS	
②	Terminal	9		COPPER ALLOY	
①	Housing	1		HI-TEMP.PLASIC UL 94V-0	BLACK



AuGLAR	±5°
X.	±0.40
X.x	±0.30
X.xx	±0.20
X.xxx	±0.15
UNSPECIFIED TOLERAuces	



DESIGN	阿树	VIEW:		MODEL TYPE:	SIM CARD CONN
CHECKED		UNIT:	mm/in	PART NO.:	XKSIM-220
APPROVED		SIZE:	A4	DWG NO.:	