

Product data sheet

Miniature connectors

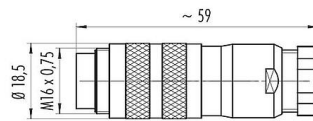


| | |
|---------------------|--|
| Product description | M16 Male cable connector, Contacts: 3 (03-a), 6.0-8.0 mm, shieldable, screw clamp, IP67, UL |
| Area | series 423 |
| Part no. | 99 5605 210 03 |

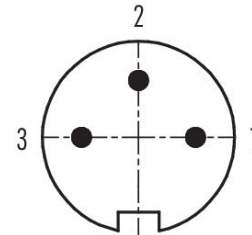
Illustration



Scale drawing



Contact arrangement (Plug-in side)



You can find the assembly instructions on the next page.

Technical data

General features

| | |
|---------------------------|--------------------------------------|
| Part no. | 99 5605 210 03 |
| Connector design | Male cable connector |
| Type standard | DIN EN 61076-2-106 |
| Version | Connector pin straight |
| Connector locking system | screw |
| Termination | screw clamp |
| Degree of protection | IP67 |
| Cross-sectional area | 0.25-1.5 mm ² / AWG 24-16 |
| Cable outlet | 6.0-8.0 mm |
| Temperature range from/to | -30 °C / 95 °C |
| Mechanical operation | > 500 Mating cycles |
| Weight (g) | 45.90 |
| Customs tariff number | 85369010 |
| Country of Origin | DE |

Electrical parameters

| | |
|---------------------------|----------------------|
| Rated voltage | 250 V |
| Rated impulse voltage | 1500 V |
| Rated current | 7.0 A |
| Insulation resistance | ≥ 10 ¹⁰ Ω |
| Pollution degree | 1 |
| Overvoltage category | I |
| Insulating material group | III |
| EMC compliance | shieldable |
| Shield connection | cable clamp |

Product data sheet

Miniature connectors



Product description **M16 Male cable connector, Contacts: 3 (03-a), 6.0-8.0 mm, shieldable, screw clamp, IP67, UL**

Area **series 423**
Part no. **99 5605 210 03**

Material

| | |
|-----------------------|--------------------------------------|
| Housing material | CuZn (Brass nickel plated) |
| Contact body material | PBT (UL94 V-0) |
| Contact material | CuZn (brass) |
| Contact plating | Ag (silver) |
| REACH SVHC | CAS 7439-92-1 (Lead) |
| SCIP number | 1d01a773-4592-4da0-a433-66c081b1236d |

Authorization/approvals

| | |
|-----------|----|
| Approvals | UL |
|-----------|----|

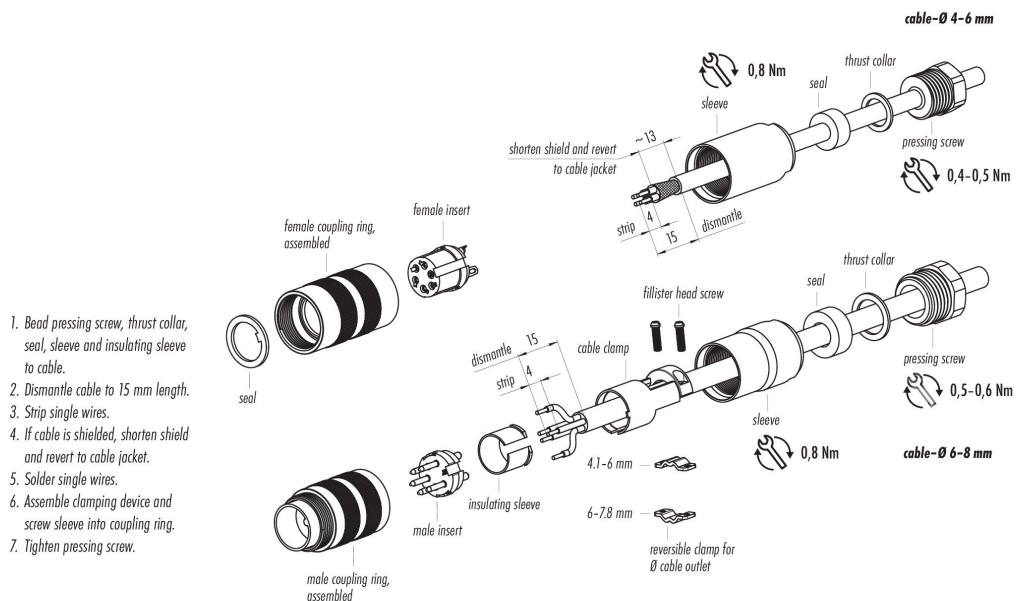
Classifications

| | |
|-------------|-------------|
| eCl@ss 11.1 | 27-44-01-02 |
| ETIM 9.0 | EC002635 |

Declarations of conformity

| | |
|-----------------------|--|
| Low Voltage Directive | 2014/35/EU (EN 60204-1:2018;EN 60529:1991) |
|-----------------------|--|

Assembly instructions



| | |
|---------------------|--|
| Product description | M16 Male cable connector, Contacts: 3 (03-a), 6.0-8.0 mm, shieldable, screw clamp, IP67, UL |
| Area | series 423 |
| Part no. | 99 5605 210 03 |

Security notices

The connector must not be plugged or unplugged under load. Non-observance and improper use can result in personal injury.

The connectors have been developed for applications in plant engineering, control and electrical equipment construction. The user is responsible for checking whether the connectors can also be used in other areas of application.

To protect against unintentional opening of the connector, the thread between the housing and the connector head must be secured with a suitable cyanoacrylate adhesive when used in circuits with voltages dangerous to the touch. This does not apply to connectors used in SELV and PELV circuits according to IEC 61140 (EN 61140, VDE 0140-1).

Connectors which are used in circuits with voltages dangerous to the touch may only be installed and used by, or under the supervision of, persons with electrical engineering training, taking into account the applicable regulations and standards.

The user must take suitable safety precautions to ensure that the connector cannot be accidentally disconnected.

Plug connectors with enclosure protection IP67 and IP68 are not suitable for use under water. When used outdoors, the plug connectors must be protected separately against corrosion. For further information on the IP protection classes, please refer to the "Technical Information" download centre.

The plug connector is not suitable for mains voltages. Please observe the pollution degree and the overvoltage category. For further information, please refer to the download center "Technical Information".

To lock the cable connector with the device connector, the threaded ring is tightened "hand-tight" (approx. 60 cNm).