




**PIDG**

TE Internal #: 8-32448-1

Tin, Wire Insulation Support, 16 – 14 AWG Wire Size, 1.04 – 2.62 mm<sup>2</sup> Wire Size, 2.05 – 5.18 kcmil Wire Size, Loose Piece, PIDG, Knife Disconnects

[View on TE.com >](#)

Terminals & Splices > Knife Disconnects > PIDG Knife Disconnect Splices



Body Plating Material: **Tin**

Wire Insulation Support: **With**

Compatible Insulation Diameter (Max): **4.32 mm [ .17 in ]**

Wire Size: **1.04 – 2.62 mm<sup>2</sup>**

[All PIDG Knife Disconnect Splices \(9\)](#)

**Features**

**Body Features**

Insulation Material	Nylon
Body Plating Material	Tin

**Mechanical Attachment**

Wire Insulation Support	With
-------------------------	------

**Dimensions**

Compatible Insulation Diameter (Max)	4.32 mm[.17 in]
Wire Size	2.05 – 5.18 kcmil

**Usage Conditions**

Insulation Option	Partially Insulated
Operating Temperature Range	105 °C[221 °F]

**Packaging Features**

Packaging Quantity	100
Packaging Method	Loose Piece



Other

Barrel Color	Blue
--------------	------

Product Compliance

[For compliance documentation, visit the product page on TE.com>](#)

EU RoHS Directive 2011/65/EU	Compliant
EU ELV Directive 2000/53/EC	Compliant
China RoHS 2 Directive MIIT Order No 32, 2016	No Restricted Materials Above Threshold
EU REACH Regulation (EC) No. 1907/2006	Current ECHA Candidate List: JUNE 2024 (241) Candidate List Declared Against: JUNE 2024 (241) Does not contain REACH SVHC
Halogen Content	Low Halogen - Br, Cl, F, I < 900 ppm per homogenous material. Also BFR/CFR/PVC Free
Solder Process Capability	Not applicable for solder process capability

Product Compliance Disclaimer

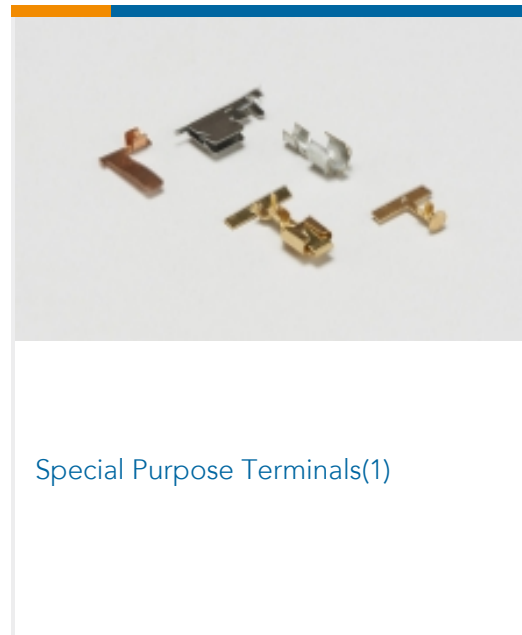
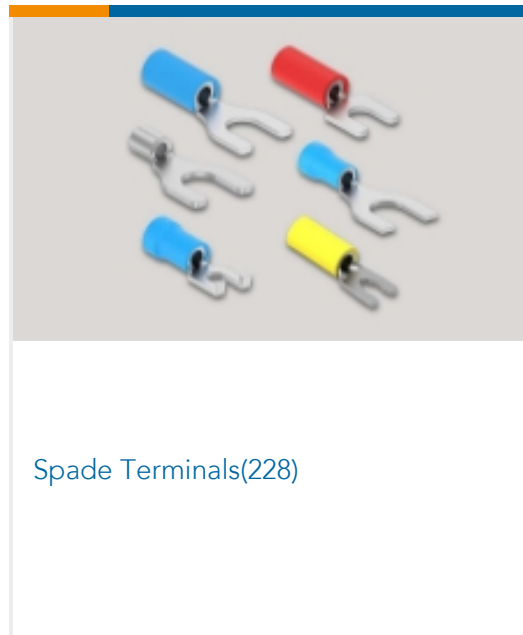
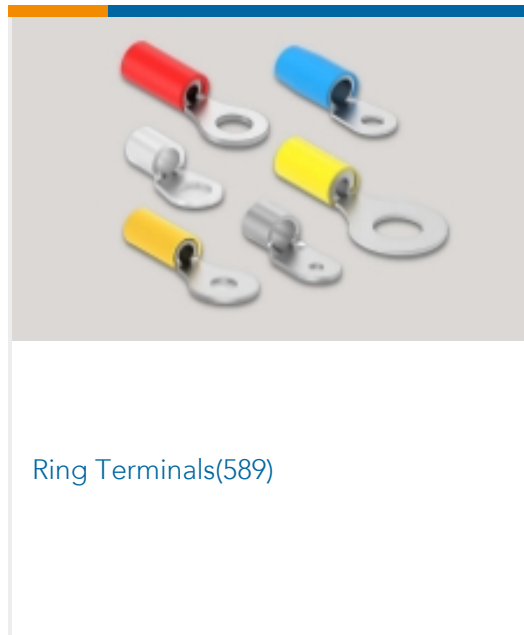
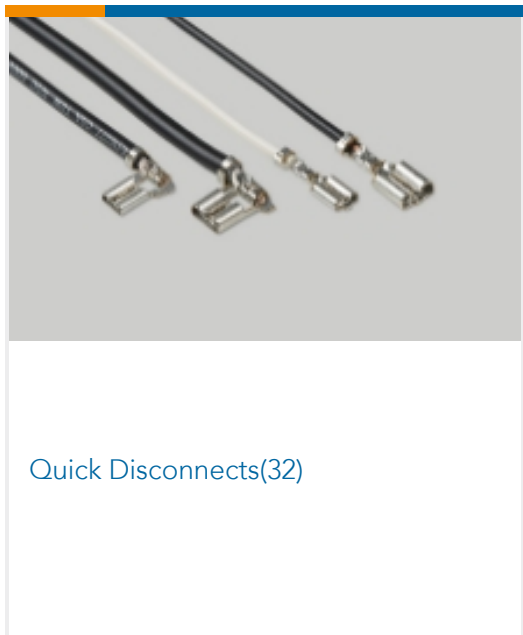



This information is provided based on reasonable inquiry of our suppliers and represents our current actual knowledge based on the information they provided. This information is subject to change. The part numbers that TE has identified as EU RoHS compliant have a maximum concentration of 0.1% by weight in homogenous materials for lead, hexavalent chromium, mercury, PBB, PBDE, DBP, BBP, DEHP, DIBP, and 0.01% for cadmium, or qualify for an exemption to these limits as defined in the Annexes of Directive 2011/65/EU (RoHS2). Finished electrical and electronic equipment products will be CE marked as required by Directive 2011/65/EU. Components may not be CE marked. Additionally, the part numbers that TE has identified as EU ELV compliant have a maximum concentration of 0.1% by weight in homogenous materials for lead, hexavalent chromium, and mercury, and 0.01% for cadmium, or qualify for an exemption to these limits as defined in the Annexes of Directive 2000/53/EC (ELV). Regarding the REACH Regulation, the information TE provides on SVHC in articles for this part number is based on the latest European Chemicals Agency (ECHA) 'Guidance on requirements for substances in articles' posted at this URL: <https://echa.europa.eu/guidance-documents/guidance-on-reach>

Compatible Parts



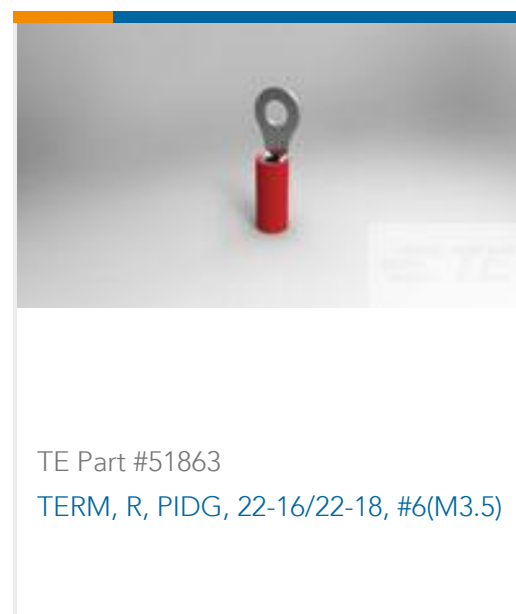


Also in the Series | PIDG



Customers Also Bought





## Documents

### Product Drawings

[KNIFE DISCONNECT,PIDG 16-14](#)

English

### CAD Files

Customer View Model

[ENG\\_CVM\\_8-32448-1\\_G1.3d\\_igs.zip](#)

English

Customer View Model

[ENG\\_CVM\\_8-32448-1\\_G1.3d\\_stp.zip](#)

English

Customer View Model

[ENG\\_CVM\\_8-32448-1\\_G1.2d\\_dxf.zip](#)

English

**3D PDF**

English

**3D PDF**

3D

Customer View Model

[ENG\\_CVM\\_CVM\\_8-32448-1\\_U.2d\\_dxf.zip](#)

English

Customer View Model

[ENG\\_CVM\\_CVM\\_8-32448-1\\_U.3d\\_igs.zip](#)

English

Customer View Model

[ENG\\_CVM\\_CVM\\_8-32448-1\\_U.3d\\_stp.zip](#)

English



By downloading the CAD file I accept and agree to the [Terms and Conditions](#) of use.

## Instruction Sheets

### Instruction Sheet (U.S.)

English

## Agency Approvals

### Agency Approval Document

English