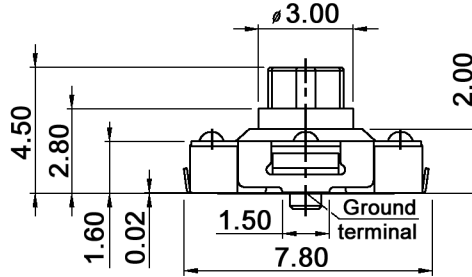
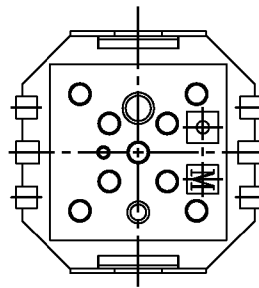
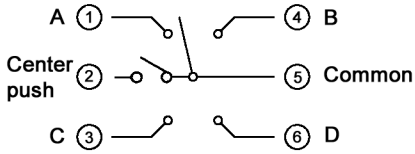
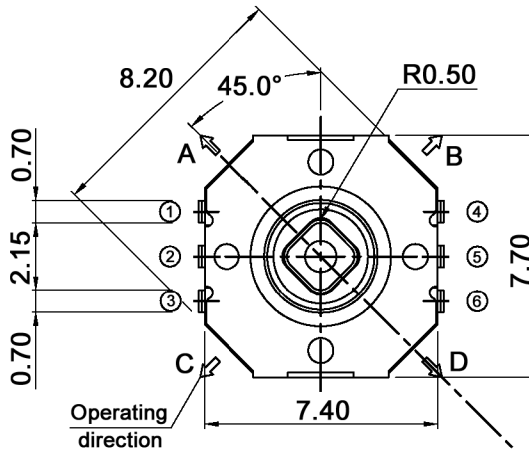
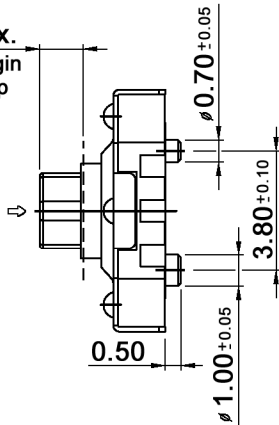


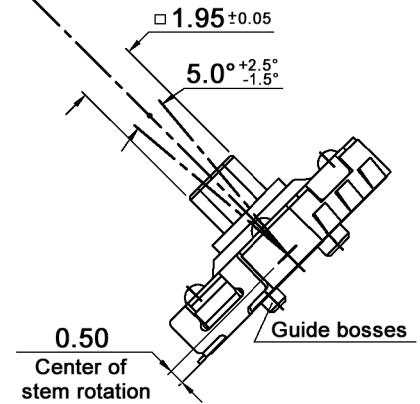
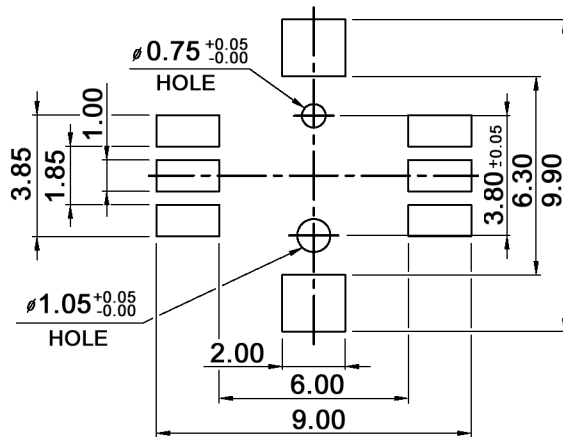
CIRCUIT DIAGRAM



1.40 max.  
Fitting margin  
for key top



P.C.B. LAYOUT



Compliance: RohS II (2011/65/EU)

Tolerances: max. ±0.2mm			Date	Name
Cycles	06/17	dr	09/05	dr
Revised	05/16	dr		
Operating temperature	06/15	dr		
General tolerances	06/15	dr		
Revised	11/13	dr		
Soldering conditions	11/13	dr		
Modifications	Date	Name		

**TSSJ 5-J**

**knitter-switch**

**30 06 40**

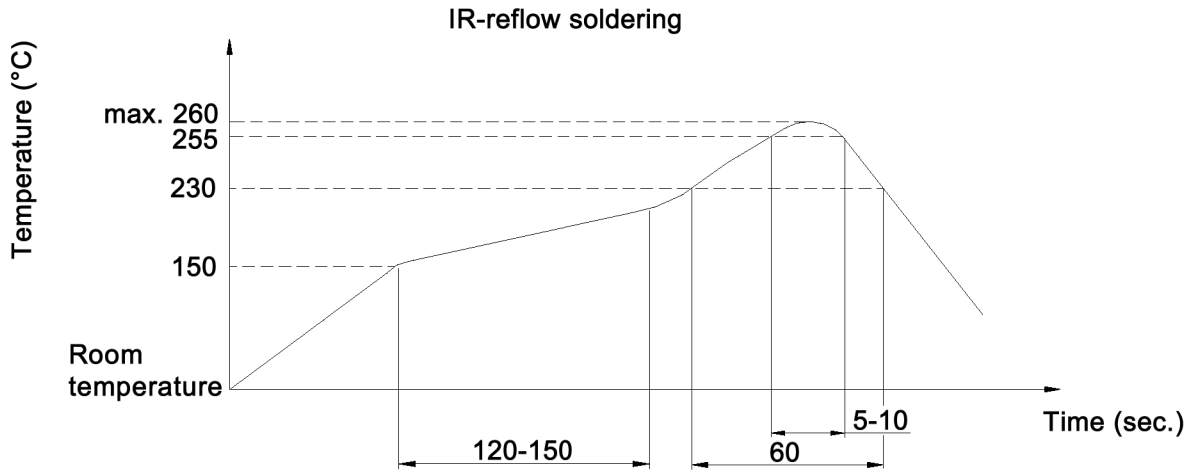
Page

1/2

**Specifications:**

Contact rating: 50mA, 12V DC  
 Contact resistance: 100mOhm max.  
 Insulation resistance: 100MOhm min.  
 Dielectric strength: 250V AC (50 or 60 Hz) for 1 minute  
 Operating temperature: -40°C to +85°C  
 Storage temperature: -40°C to +85°C  
 Operating force: center push: 360 +/-60gf; 4 direction: 160 +/-50gf  
 Mechanical life: 100 000 cycles min. (per direction)  
 Stroke: (center push) 0.15 +/-0.10mm  
 Material: Cover: nickel plated  
 Stem: high-temp. thermoplastic LCP  
 Contact: stainless  
 Terminal: brass, silver plated  
 Base: high-temp. thermoplastic LCP, molded black

**Soldering conditions:**



Compliance: RohS II (2011/65/EU)

Tolerances: max. ±0.2mm			Date	Name	<b>TSSJ 5-J</b>
			09/05	dr	
			<b>knitter-switch</b>		<b>30 06 40</b>
Modifications			Date	Name	Page 2/2