

Product Data Sheet

DIN 41612 Male 90°, type B/2,
Part No. 101-90014

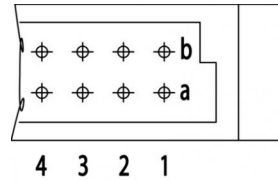
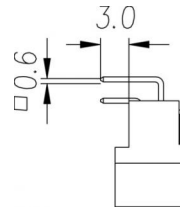



Illustration similar



Perpendicular



Through Hole



Rugged

- Termination length 3 mm
- 32 contacts
- solder
- performance level 2



» to product on www.ept.de



» to product group DIN 41612

Product Data Sheet

DIN 41612 Male 90°, type B/2,
Part No. 101-90014



Technical Specifications

Basics

| | |
|-----------------------------|-------------------------|
| Specification | IEC 60603-2 (DIN 41612) |
| Performance Level | 2 |
| No. of Contacts | 32 |
| Termination Technology | solder |
| Termination Length | 3 mm |
| Operating Temperature Range | -55°C to +125°C |

Material

| | |
|-------------------------------|----------------------------|
| Insulator Material | PBT glass filled UL 94 V-0 |
| CTI value <i>IEC 60112</i> | 200 |
| Contact Material | Copper alloy |

Mechanical

| | |
|--------------------------|-------------------|
| Pitch | 2.54 mm |
| Mating Force | < 30 N |
| Separating Force per Pin | > 0.15 N |
| Durability | 400 mating cycles |

Electrical

| | |
|------------------------|---------------------|
| Operational Current | 2.6 A |
| Contact Resistance | <20 mΩ |
| Clearance and Creepage | ≥ 1.2 mm |
| Insulation Resistance | >10 ⁶ MΩ |
| Test Voltage | 1000 V |

Processing

| | |
|-----------------------|----------|
| Soldering Temperature | to 260°C |
|-----------------------|----------|

Approval / Compliance

| | |
|-------------|----------------|
| UL file | E130314 |
| Environment | RoHS compliant |

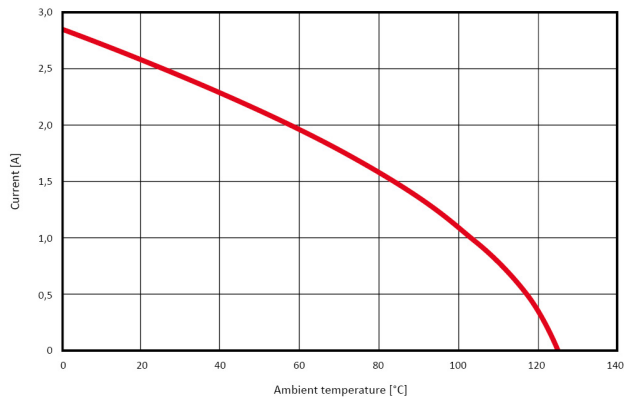
Product Data Sheet

DIN 41612 Male 90°, type B/2,
Part No. 101-90014



Derating Diagram

Current carrying capacity DIN C (96 pins)
max. 2.6A at 20°C



Product Data Sheet


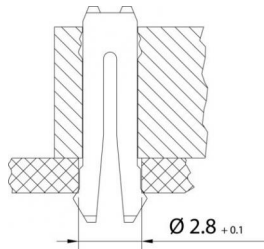
DIN 41612 Male 90°, type B/2,
Part No. 101-90014



Options

Board Lock 90°

Suitable for connectors with type B, C, D, E, F, G male connectors and R female connectors



| Type of Insertion | Forces | | | PCB Thickness | Part Number |
|-------------------|--------|--------------------|----------------|---------------|-------------|
| | F_m | not soldered F_h | soldered F_h | | |
| Locked | < 30 N | > 10 N | > 20 N | ≤ 1.6 mm | 101-90014C1 |
| Under Tension | < 30 N | > 7.5 N | > 20 N | > 1.6 mm | |

Modifications

Available on request

- Pre-mating and late-mating contacts
- Contact arrangement
- Performance levels I + III or customer-specific
- Special contact length

Accessories

» DIN 41612 Coding pliers
Part Number 894-301

Product Data Sheet

DIN 41612 Male 90°, type B/2,
Part No. 101-90014



Drawings

Component data in 2D and 3D format you can download here:

[» PDF](#)

[» 3D IGES](#)

[» 3D STEP](#)

[» 3D PDF](#)