

# SK52S - SK5BS

## SURFACE MOUNT SCHOTTKY BARRIER RECTIFIERS

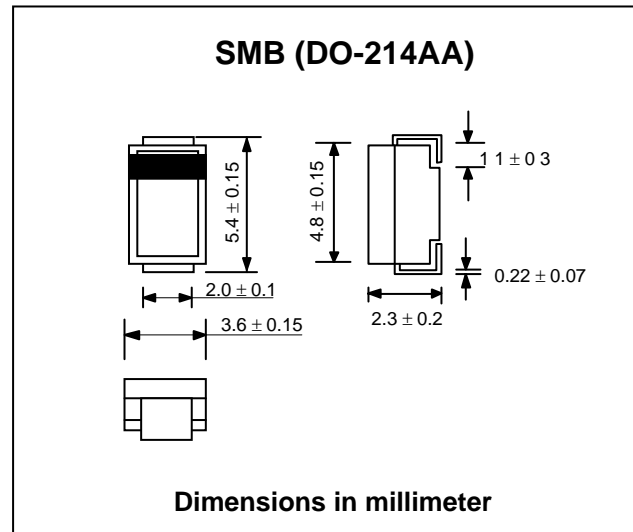
**PRV : 20 - 100 Volts**  
**I<sub>o</sub> : 5.0 Amperes**

### FEATURES :

- \* High current capability
- \* High surge current capability
- \* High reliability
- \* High efficiency
- \* Low power loss
- \* Low cost
- \* Low forward voltage drop
- \* Pb / RoHS Free

### MECHANICAL DATA :

- \* Case : SMB (DO-214AA) Molded plastic
- \* Epoxy : UL94V-O rate flame retardant
- \* Lead : Lead Formed for Surface Mount
- \* Polarity : Color band denotes cathode end
- \* Mounting position : Any
- \* Weight : 0.1079 gram



### MAXIMUM RATINGS AND ELECTRICAL CHARACTERISTICS

Rating at 25 °C ambient temperature unless otherwise specific.

Single phase, half wave, 60 Hz, resistive or inductive load.

For capacitive load, derate current by 20%.

RATING	SYMBOL	SK 52S	SK 53S	SK 54S	SK 55S	SK 56S	SK 57S	SK 58S	SK 59S	SK 5BS	UNIT
Maximum Recurrent Peak Reverse Voltage	V <sub>RRM</sub>	20	30	40	50	60	70	80	90	100	V
Maximum RMS Voltage	V <sub>RMS</sub>	14	21	28	35	42	49	56	63	70	V
Maximum DC Blocking Voltage	V <sub>DC</sub>	20	30	40	50	60	70	80	90	100	V
Maximum Average Forward Current See Fig.1	I <sub>F(AV)</sub>	5.0									A
Maximum Peak Forward Surge Current, 8.3ms single half sine wave superimposed on rated load (JEDEC Method)	I <sub>FSM</sub>	150									A
Maximum Forward Voltage at I <sub>F</sub> = 5 A (Note 1)	V <sub>F</sub>	0.55			0.67			0.79			V
Maximum Reverse Current at Ta = 25 °C	I <sub>R</sub>	0.5									mA
Rated DC Blocking Voltage (Note 1) Ta = 100 °C	I <sub>R(H)</sub>	50			25						mA
Junction Temperature Range	T <sub>J</sub>	- 65 to + 125			- 65 to + 150						°C
Storage Temperature Range	T <sub>STG</sub>	- 65 to + 150									°C

### Note :

(1) Pulse Test : Pulse Width = 300μs, Duty Cycle = 2%.

## RATING AND CHARACTERISTIC CURVES ( SK52S - SK5BS )

FIG.1 - FORWARD CURRENT DERATING CURVE

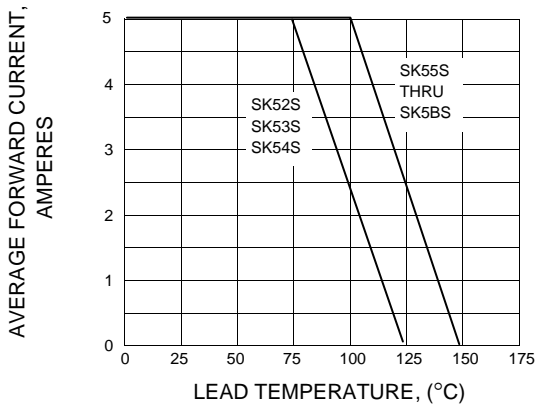


FIG.2 - MAXIMUM NON-REPETITIVE PEAK FORWARD SURGE CURRENT

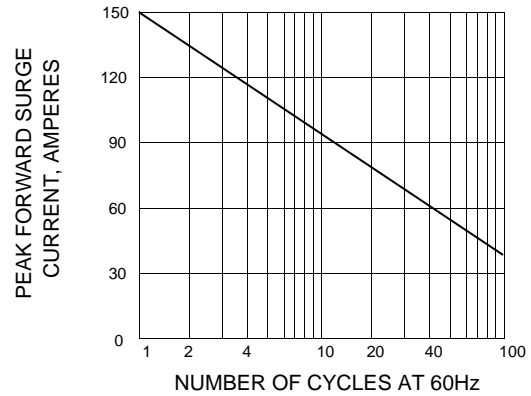


FIG.3 - TYPICAL FORWARD CHARACTERISTICS

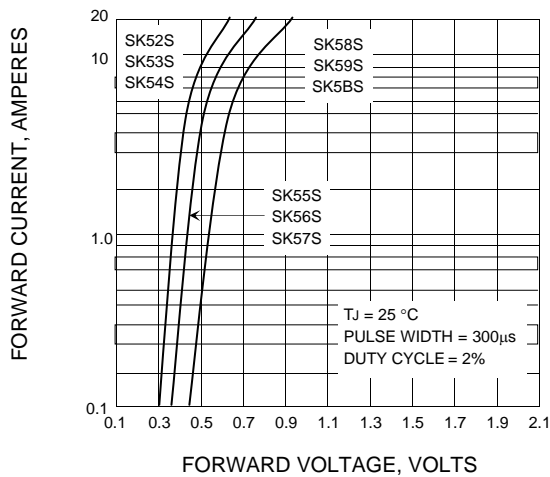


FIG.4 - TYPICAL REVERSE CHARACTERISTICS

