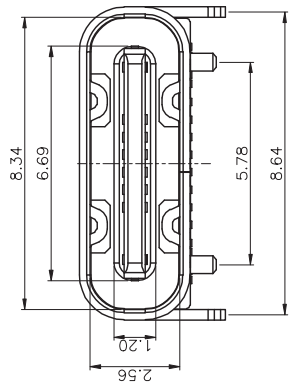
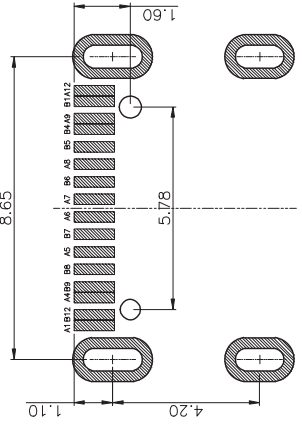
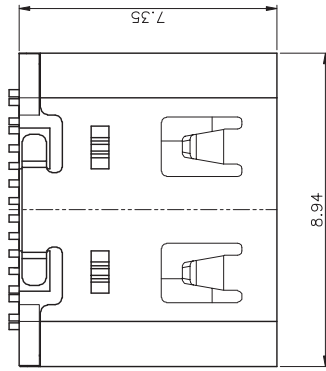
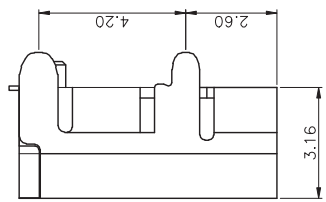
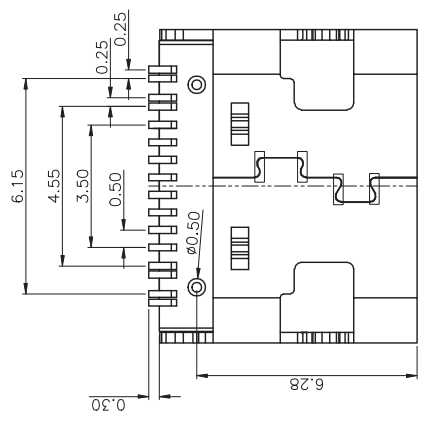
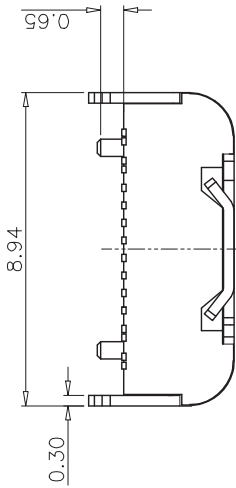


Description of Revision	Date	Name	Approved	ECN No.



PCB LAYOUT(Recommend)
(General Tolerance:±0.05)

PIN ASSIGNMENTS

A5	CC1	B12	GND
A9	VBUS	B9	VBUS
A12	GND	B5	CC2
PIN	SIGNAL NAME	PIN	SIGNAL NAME

NOTE:

- MATERIAL SPECIFICATION:
 - HOUSING:HIGH TEMPERATURE RESISTANT PLASTIC,UL94 V-0.
 - CONTACTS:COPPER ALLOY
 - MID PLATE: STAINLESS STEEL
 - FRONT SHELL: STAINLESS STEEL
- PLATING SPECIFICATION:
 - CONTACTS:
 - Ni 50u" MIN. UNDER PLATED OVER ALL.
 - AU PLATED ON THE FUNCTIONAL AREA OF CONTACT.
 - (GOLD PLATING THICKNESS FOLLOW THE P/N)
 - PLATING SPECIFICATIONS OF THE SOLDER AREA FOLLOW THE P/N
- FRONT SHELL:
 - SEE TABLE1.
 - SHIELD PLATE&EMI PLATE:
 - CLEAR ONLY
- MECHANICAL PERFORMANCE:
 - INSERTION FORCE: 0.5~2.0kgf.
 - REMOVAL FORCE: 0.8kgf~2.0kgf.
 - DURABILITY: 10000 CYCLES.
- ELECTRICAL PERFORMANCE:
 - CURRENT RATING:3.0A
 - VOLTAGE RATING:5.0V
- LLCR:
 - VBUS & GND PINS AND OTHER PINS: 40mΩ/PIN MAX. SHIELD: 50mΩ/MAX.
 - LLCR MAX. CHANGE OF ALL PINS: 10mΩ.
- INSULATION RESISTANCE: 100MΩ MIN
- DIELECTRIC WITHSTAND VOLTAGE:AC 100V FOR 1 MINUTE.
- ENVIRONMENTAL PERFORMANCE:
 - OPERATING TEMPERATURE: -25°C~+85°C.
 - IR REFLOW:
 - THE PEAK TEMPERATURE ON THE BOARD SHALL BE MAINTAINED FOR 10 SECONDS AT 260°C.

UNLESS OTHERWISE SPECIFIED TOLERANCES	DONGDUAN DEALON ELECTRONICS CO.,LTD			
DECIMALS:	ANGLES	TITLE:	TYPE-C 16Pin 板上型(带双压片)	
X. ±0.20	X' ±2°	Drdr ^h JACK.LI	PART NO.	USB-TYPE-C-019
X.X ±0.15	X.X' ±1°	Checked:	SCALE:	UNIT: mm
X.XX ±0.10	X.XX' ±0.5°	Approved:	SIZE:	A4
XXX ±0.05		JACK.D	SHEET:	1 of 1
			REV.	A
			CUSTOMER COPY	