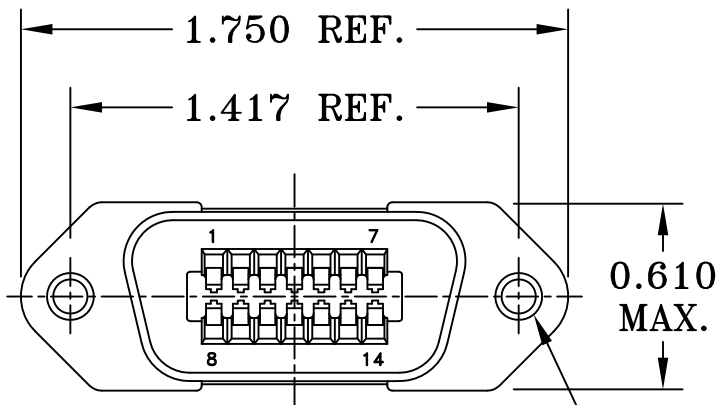


This document is the property of Amphenol Corporation and is delivered on the express condition that it is not to be disclosed, reproduced or used in whole or in part, for manufacture or sale by anyone other than Amphenol Corporation without its prior consent, and that no right is granted to disclose or to use any information in this document.

REVISIONS				
SYM	ECN	DESCRIPTION	DATE	APPROVED
A	HK	RELEASED TO CUSTOMER	11/21/02	Y.M.LEE
B	HK	ADD CHOP OF ROHS	5/19/06	IP
1	HK	Updated Shape of Shell	5/19/09	IP



MOUNTING HOLE  
0.108" MIN. DIA.

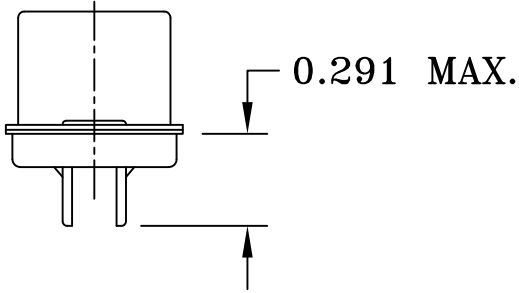
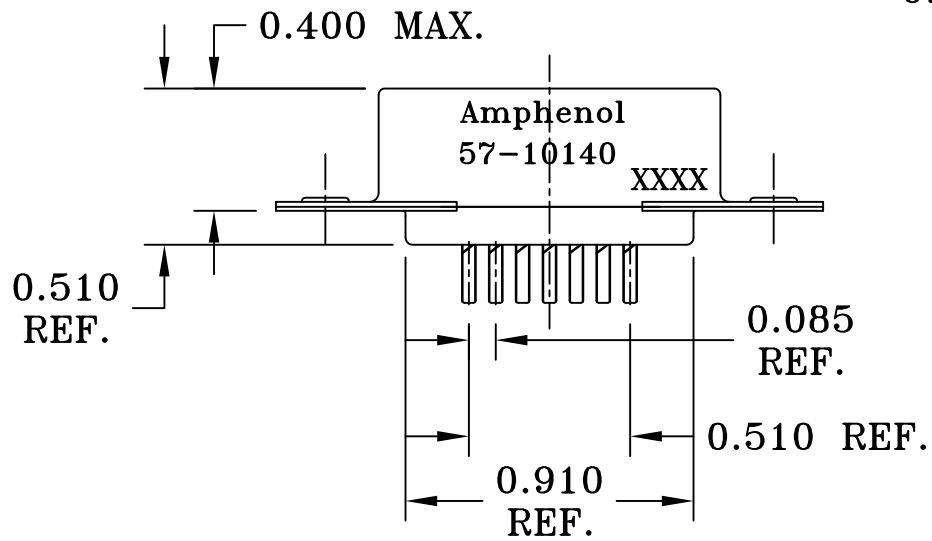


TABLE 1

CONNECTOR SIZES	AVERAGE MATING FORCE (POUNDS)
14	5
24	8
36	12
50	15
64	19

SPECIFICATIONS:

- 1) SOLDER CUP CONTACT: TO ACCOMMODATE 22-30 AWG SOLID AND 24-30 STRANDED CONNECTOR WIRES.
- 2) DIELECTRIC: DIALYL-PHTHALATE PER MIL-M-14F TYPE MDG UL-94V0
- 3) CONTACT MATERIAL: COPPER ALLOY
- 4) CONTACT: 20 MICRO-INCHES MIN. GOLD MATING AREA: 3-5 MICRO-INCHES GOLD TERMINAL AREA: 50 MICRO-INCHES MIN. NICKEL UNDERPLATING ALL OVER.
- 5) SHELL MATERIAL: ZINC PLATED STEEL WITH CLEAR CHROMATE COATING
- 6) CURRENT CAPACITY: 5 AMPS/CONTACT
- 7) VOLTAGE RATING: 700 VOLTS D.C. AT SEA LEVEL  
200 VOLTS D.C. AT 70,000 FEET
- 8) INSULATION RESISTANCE: >5000 M OHM
- 9) DIELECTRIC WITHSTANDING VOLTAGE: 1200 VAC (RMS) AT SEA LEVEL
- 10) CONNECTOR MATING FORCE: REFER TO TABLE 1.

- 11) CONTACT RETENTION FORCE: 2 LBS MAX.
- 12) DURABILITY: 250 CYCLES MIN.
- 13) VIBRATION: NO INTERRUPTIONS < 1u SEC.
- 14) OPERATING TEMPERATURE: -55°C TO +105°C (-67°F TO +221°F)

CUSTOMER INFORMATION DRAWING

ITEM NO	NOMENCLATURE OR DESCRIPTION	QTY REQ'D
<b>PARTS LIST</b>		
UNLESS OTHERWISE SPECIFIED TOLERANCES U.S. METRIC .X +/- .015 / .XX +/- .010 / .XXX +/- .005 / FRACTIONS +/- / ANGLES +/- 1° /		<b>Amphenol</b>  TITLE <b>14 SIZE PLUG ASSY, RACK &amp; PANEL MINIATURE RIBBON</b>
FOR MATERIALS AND FINISHES SEE NOTES REMOVE SHARP EDGES DIMENSIONS U.S. INCHES (METRIC) (MM)		
APPROVAL DRAWN XS.GUO CHECKED DATE 5/29/09 CHECKED DRAWING FILE: \DRAWING\57\C5710140-1.DWG		SIZE DRAWING NO. <b>A3 C57-10140</b> SCALE NONE SHEET 1 OF 1
ANGLE OF PROJECTION 		
		REV. <b>1</b>