

XT series toggles

Vehicle controls



Introduction

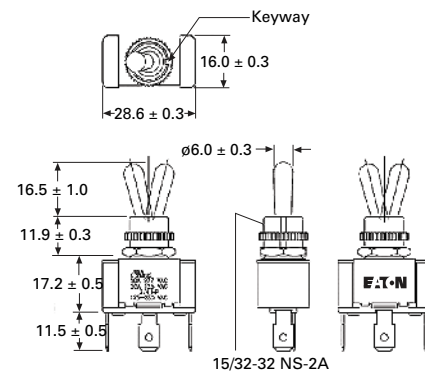
Eaton's AC rated XT series toggles offer a standard high rating for both single- and double-pole applications. The XT series toggle line offers a wide range of switching circuits, functions and accessories. Ratings for single- and double-pole include 20 A at 125 Vac and 10 A at 277 Vac to handle more severe inductive, motor and lamp loads. In addition, XT series toggles have a high standard horsepower rating of 1-½ hp from 125 to 250 Vac for double-pole applications. The easy-to-install toggles also have an industry standard 0.480-inch diameter mounting hole. For added convenience and delivery support, select industry standard switch circuit part numbers are available from stock. With so many features, XT series can be used in a variety of applications.

Applications

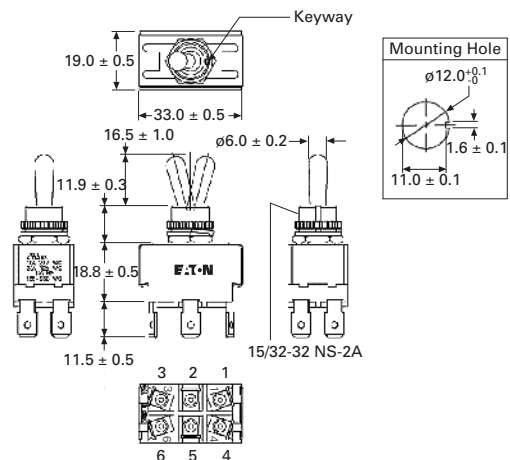
- Commercial and industrial equipment
- Household appliances
- Industrial machinery and automation
- Medical equipment
- Military communications and surveillance
- Rail systems
- Signaling and communications
- Test and lab equipment
- Telecommunications, cable and broadcasting

Accessories

For more information on relevant accessories, see publication number TD07002001E.



Single-pole dimensions in mm




Double-pole dimensions in mm



Powering Business Worldwide

Specifications summary

Description	Specification
Single-pole rating	20 A, 125 Vac; 10 A, 277 Vac; 3/4 hp 125–250 Vac
Double-pole rating	20 A, 125 Vac; 10 A, 277 Vac; 1-1/2 hp 125–250 Vac
Available circuits	1PST, 1PDT, 2PST, 2PDT
Terminal types	Brass screw, brass solder lugs, brass nickel-plated 0.250-inch spade
Hardware included	Zinc nickel-plated knurled nut, zinc nickel-plated hex nut
Mounting means	Threaded bushing 12.0 +0.1, –0 mm; 16.5 +1, –1 mm
Keyway	1.8 mm located in DOWN position
Base material	Thermoset molding material
Finish	Bright nickel-plated toggle lever and bushing
Contact mechanism	Slow-make/slow-break butt contact
Contact resistance	50 ohm maximum
Dielectric strength	AC 1500 V, 1 minute
Operating temperature	0–65 °C
Insulation resistance	DC 500 V, 100M ohm minute
Seal level rating	IP40
Approval	UL® Recognized component for Canada (cUR marked); File E2702; RoHS Compliant 
Packaging	Sealed in polybag labeled with part number



Single-pole—rating 20 A at 125 Vac; 10 A at 277 Vac; 3/4 hp, 125–250 Vac; recommended up to 15 A at 28 Vdc

Poles and throw	Circuit with toggle in			Terminal type—catalog number		
	UP position	CENTER position	DOWN position ①	0.250 Spade	Screw	Solder lugs
1 PST	ON	NONE	OFF	XTD1A1A2	XTD1A2A2	XTD1A3A2
1 PST	ON ②	NONE	OFF	XTD1F1A2	XTD1F2A2	XTD1F3A2
1 PDT	ON	OFF	ON	XTD2B1A	XTD2B2A	XTD2B3A
1 PDT	ON	NONE	ON	XTD2C1A	XTD2C2A	XTD2C3A
1 PDT	ON	NONE	ON ②	XTD2D1A	XTD2D2A	XTD2D3A
1 PDT	ON ②	OFF	ON ②	XTD2E1A	XTD2E2A	XTD2E3A
1 PDT	ON	OFF	ON ②	XTD2G1A	XTD2G2A	XTD2G3A

① Keyway position.

② Indicates momentary position.

Double-pole—rating 20 A at 125 Vac; 10 A at 277 Vac; 1-1/2 hp at 125–250 Vac; recommended up to 15 A at 28 Vdc

Poles and throw	Circuit with toggle in			Terminal type—catalog number		
	UP position	CENTER position	DOWN position ①	0.250 Spade	Screw	Solder lugs
2 PST	ON	NONE	OFF	XTD3A1A2	XTD3A2A2	XTD3A3A2
2 PST	ON ②	NONE	OFF	XTD3F1A2	XTD3F2A2	XTD3F3A2
2 PDT	ON	OFF	ON	XTD4B1A	XTD4B2A	XTD4B3A
2 PDT	ON	NONE	ON	XTD4C1A	XTD4C2A	XTD4C3A
2 PDT	ON	NONE	ON ②	XTD4D1A	XTD4D2A	XTD4D3A
2 PDT	ON ②	OFF	ON ②	XTD4E1A	XTD4E2A	XTD4E3A
2 PDT	ON	OFF	ON ②	XTD4G1A	XTD4G2A	XTD4G3A

① Keyway position.

② Indicates momentary position.

Eaton
1000 Eaton Boulevard
Cleveland, OH 44122
United States
Eaton.com

© 2015 Eaton
All Rights Reserved
Printed in USA
Publication No. PA07002001E / Z17463
October 2015

Eaton is a registered trademark.

All other trademarks are property of their respective owners.

Follow us on social media to get the latest product and support information.

