


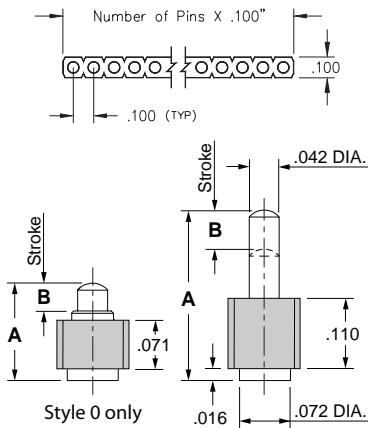
SPRING-LOADED CONNECTORS

SERIES 811 & 813 • .100" GRID SURFACE MOUNT, LOW PROFILE • SINGLE AND DOUBLE ROW STRIPS

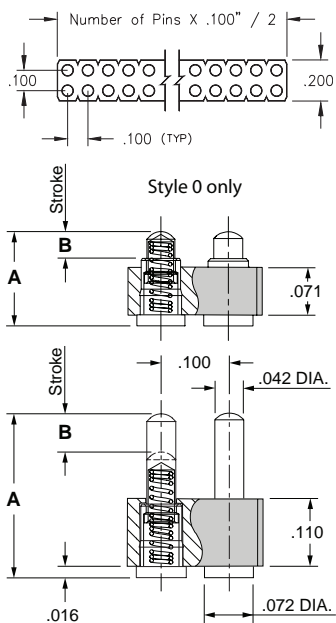


- Modular contacts for use on .100" grid, available in five heights from .137" to .236", supplied in single and double row contact strips
- Precision-machined piston / base and gold-plated components assure a 1,000,000 cycle life durability
- Pistons have a long stroke relative to the low profile of the assembly
- Low resistance, high current contacts are rated at 2 amps continuous, 3 amps peak
- High temperature thermoplastic insulators are suitable for surface mount processes
- Both 811 & 813 series, contact styles 1 through 4, are available on 32mm wide carrier tape and fitted with vacuum pick-up clips for automated pick and place assembly. Tape and Reel packaging per EIA-481. See page 12 for strip lengths available and ordering information

SINGLE ROW Series 811



DOUBLE ROW Series 813



ORDERING INFORMATION

Single Row Series 811

811-22-0XX-30-00X101

Specify number of contacts 01-64

Specify contact style 0-4

Double Row Series 813

813-22-0XX-30-00X101

Specify number of contacts 04-72

Specify contact style 0-4

For 811 and 813 Tape & Reel packaging, see page 12

CONTACT STYLE	INITIAL HEIGHT A	MAX. STROKE B
0	.137	.039
1	.177	.045
2	.197	.055
3	.217	.055
4	.236	.055

Technical Specifications

Materials:

Contact piston & base: Machined copper alloy plated 20 μ " gold over 100 μ " nickel
 Spring: Beryllium copper-plated 10 μ " gold
 Insulator: High temperature thermoplastic, rated UL94 V-0

Mechanical:

Spring force @ initial height (A): 25 grams
 Spring force @ mid stroke (B/2): 60 grams
 Durability: 1,000,000 cycles
 Coplanarity: .005" (Single Row up to 10 pins; Double Row up to 20 pins),
 For higher pin counts, contact Technical Support

Electrical:


Voltage rating: 100Vrms/150Vdc
 Current rating: 2A (continuous), 3A (peak) per contact
 Contact resistance: 20m Ω max.
 Insulation resistance: 10,000M Ω min.
 Dielectric strength: 700Vrms min.
 Capacitance: 1pF max.

RoHS-2
2011/65/EU



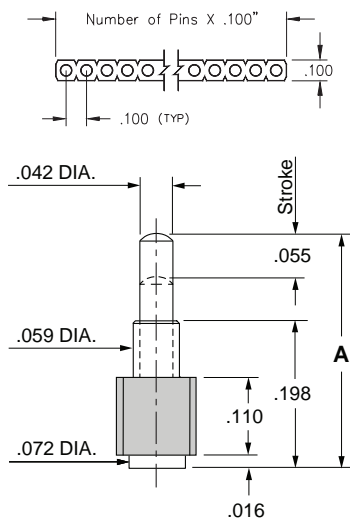
SPRING-LOADED CONNECTORS

SERIES 812 & 814 • .100" GRID SURFACE MOUNT, MID PROFILE • SINGLE AND DOUBLE ROW STRIPS

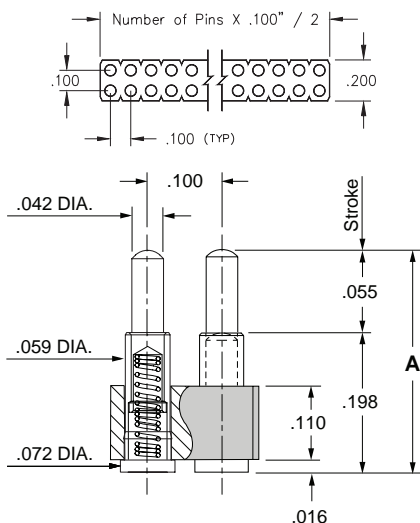


- Modular contacts for use on .100" grid, available in ten heights from .255" to .430", supplied in single and double row contact strips
- Precision-machined piston / base and gold-plated components assure a 1,000,000 cycle life durability
- Extended body provides greater bearing surface for increased strength & plunger protection
- Low resistance, high current contacts are rated at 2 amps continuous, 3 amps peak
- High temperature thermoplastic insulators are suitable for surface mount processes
- Both 812 & 814 series, contact styles 0 through 9, are available on 32mm or 44mm wide carrier tape and fitted with vacuum pick-up clips for automated pick and place assembly. Tape and Reel packaging per EIA-481. See page 12 for strip lengths available and ordering information

SINGLE ROW Series 812



DOUBLE ROW Series 814



ORDERING INFORMATION

Single Row Series 812

812-22-0XX-30-00X101

Specify number of contacts 02-64 Specify contact style 0-9

Double Row Series 814

814-22-0XX-30-00X101

Specify number of contacts 04-72 Specify contact style 0-9

For 812 and 814 Tape & Reel packaging, see page 12

CONTACT STYLE	INITIAL HEIGHT A	CONTACT STYLE	INITIAL HEIGHT A
0	.255	5	.350
1	.275	6	.370
2	.295	7	.390
3	.315	8	.410
4	.335	9	.430

Technical Specifications

Materials:

Contact piston & base: Machined copper alloy plated 20μ" gold over 100μ" nickel
 Spring: Beryllium copper-plated 10μ" gold
 Insulator: High temperature thermoplastic, rated UL94 V-0

Mechanical:

Spring force @ initial height (A): 25 grams
 Spring force @ mid stroke (.0275"): 60 grams
 Durability: 1,000,000 cycles
 Coplanarity: .005" (Single Row up to 10 pins; Double Row up to 20 pins),
 For higher pin counts, contact Technical Support

Electrical:


Voltage rating: 100Vrms/150Vdc
 Current rating: 2A (continuous), 3A (peak) per contact
 Contact resistance: 20mΩ max.
 Insulation resistance: 10,000MΩ min.
 Dielectric strength: 700Vrms min.
 Capacitance: 1pF max.

RoHS-2
2011/65/EU



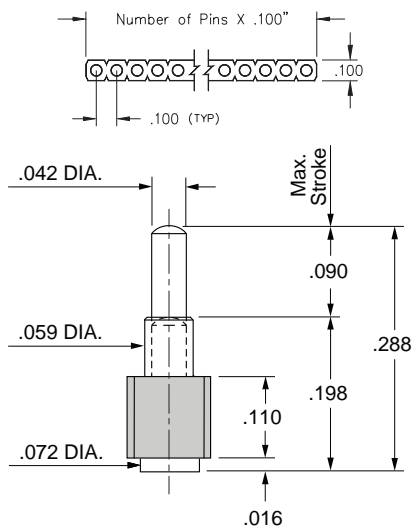
SPRING-LOADED CONNECTORS

SERIES 819 & 820 • .100" GRID SURFACE MOUNT, LONG STROKE • SINGLE AND DOUBLE ROW STRIPS

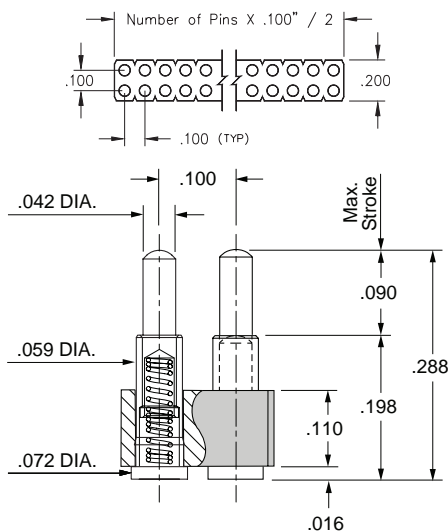


- Modular contacts for use on .100" grid, available in a height of .288", supplied in single and double row contact strips
- Precision-machined piston / base and gold-plated components assure a 1,000,000 cycle life durability
- Pistons have a .045" mid. stroke and a .090" max. stroke
- Low resistance, high current contacts are rated at 2 amps continuous, 3 amps peak
- High temperature thermoplastic insulators are suitable for surface mount processes
- Both 819 & 820 series contact strips are designed for placement onto a Ø.082" solder pad prior to reflow soldering
- Tape and Reel packaging available, contact Technical Support

SINGLE ROW Series 819



DOUBLE ROW Series 820



ORDERING INFORMATION

Single Row Series 819

819-22-0XX-30-001101

Specify number of contacts 01-64

Double Row Series 820

820-22-0XX-30-001101

Specify number of contacts 04-72

Technical Specifications

Materials:

Contact piston & base: Machined copper alloy plated 20 μ " gold over 100 μ " nickel
 Spring: Beryllium copper-plated 10 μ " gold
 Insulator: High temperature thermoplastic, rated UL94 V-0

Mechanical:

Spring force @ initial height: 25 grams
 Spring force @ mid stroke (.045"): 60 grams
 Durability: 1,000,000 cycles

Electrical:


Voltage rating: 100Vrms/150Vdc
 Current rating: 2A (continuous), 3A (peak) per contact
 Contact resistance: 20m Ω max.
 Insulation resistance: 10,000M Ω min.
 Dielectric strength: 700Vrms min.
 Capacitance: 1pF max.

RoHS-2
2011/65/EU



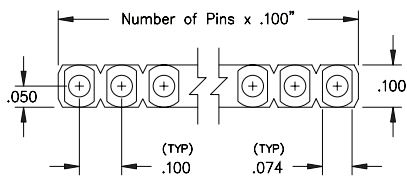
SPRING-LOADED CONNECTORS

SERIES 810 • .100" GRID HORIZONTAL SURFACE MOUNT • SINGLE ROW STRIPS

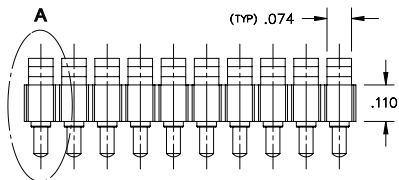


- Modular contacts for use on .100" grid, supplied in single row contact strips. Piston action is parallel to the board surface
- Ideal for daisy chaining of P.C.B.'s when mated with right angle target connectors (series 399...10-008) or for mating boards in a perpendicular orientation
- Precision-machined piston / base and gold-plated components assure a 1,000,000 cycle life durability
- Pistons have a .045" mid. stroke & .090" max. stroke
- Low resistance, high current contacts are rated at 2 amps continuous, 3 amps peak
- High temperature thermoplastic insulators are suitable for surface mount processes
- 810 series contact strips are designed for manual placement onto solder pads

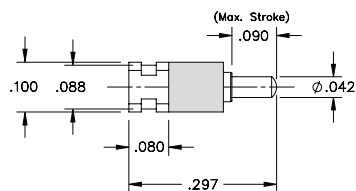
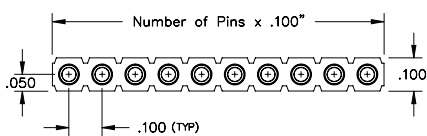
SINGLE ROW Series 810



TOP VIEW

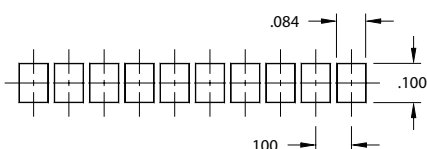


FRONT VIEW



DETAIL 'A'

Suggested P.C.B. FOOTPRINT



Coplanarity .005". For Pin Counts >10 positions consult Technical Support

ORDERING INFORMATION

Single Row Series 810

810-22-0XX-40-001101

Specify number of contacts 01-10

Technical Specifications

Materials:

Contact piston & base: Machined copper alloy plated 20 μ " gold over 100 μ " nickel
 Spring: Beryllium copper-plated 10 μ " gold
 Insulator: High temperature thermoplastic, rated UL94 V-0

Mechanical:

Spring force @ initial height: 25 grams
 Spring force @ mid stroke (.045"): 60 grams
 Durability: 1,000,000 cycles

Electrical:


Voltage rating: 100Vrms/150Vdc
 Current rating: 2A (continuous), 3A (peak) per contact
 Contact resistance: 20m Ω max.
 Insulation resistance: 10,000M Ω min.
 Dielectric strength: 700Vrms min.
 Capacitance: 1pF max.

RoHS - 2
2011/65/EU



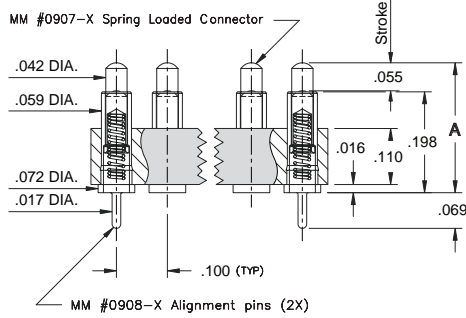
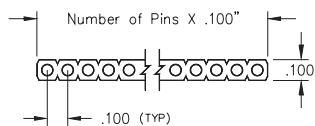
SPRING-LOADED CONNECTORS

SERIES 812 & 814 • .100" GRID SURFACE MOUNT WITH ALIGNMENT PINS • SINGLE AND DOUBLE ROW STRIPS



- Modular contacts for use on .100" grid, available in ten heights from .255" to .430", supplied in single and double row contact strips
- Precision-machined piston / base and gold-plated components assure a 1,000,000 cycle life durability
- Pistons have a .0275" mid stroke & .055" max. stroke
- Low resistance, high current contacts are rated at 2 amps continuous, 3 amps peak
- High temperature thermoplastic insulators are suitable for surface mount processes
- Both 812 & 814 series contact strips are designed for manual placement, .023 ±.003" plated through-holes in the circuit board are required for the alignment pins prior to intrusive reflow soldering

SINGLE ROW Series 812



ORDERING INFORMATION

Single Row Series 812...01X101

812-22-0XX-30-01X101

Specify number of contacts 03-64

Specify contact style 0-9

Double Row Series 814...01X101

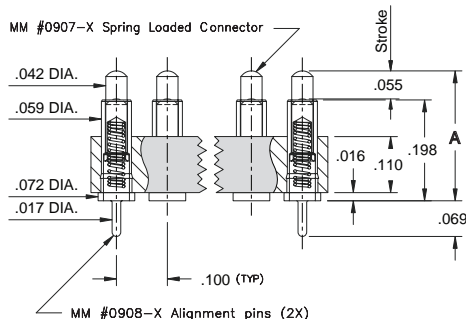
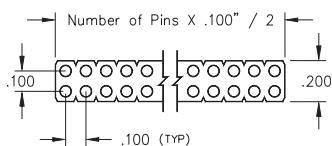
814-22-0XX-30-01X101

Specify number of contacts 06-72

Specify contact style 0-9

CONTACT STYLE	INITIAL HEIGHT A	CONTACT STYLE	INITIAL HEIGHT A
0	.255	5	.350
1	.275	6	.370
2	.295	7	.390
3	.315	8	.410
4	.335	9	.430

DOUBLE ROW Series 814



Technical Specifications

Materials:

Contact piston & base: Machined copper alloy plated 20μ" gold over 100μ" nickel
 Spring: Beryllium copper-plated 10μ" gold
 Insulator: High temperature thermoplastic, rated UL94 V-0

Mechanical:

Spring force @ initial height (A): 25 grams
 Spring force @ mid stroke (.0275"): 60 grams
 Durability: 1,000,000 cycles

Electrical:

Voltage rating: 100Vrms/150Vdc
 Current rating: 2A (continuous), 3A (peak) per contact
 Contact resistance: 20mΩ max.
 Insulation resistance: 10,000MΩ min.
 Dielectric strength: 700Vrms min.
 Capacitance: 1pF max.

RoHS-2
2011/65/EU



SPRING-LOADED CONNECTORS

SERIES 811, 812, 813, 814 • .100" GRID SURFACE MOUNT • CARRIER TAPE AND PACKAGING

Ordering Information for Series 811/812/813/814 in Carrier Tape

Single Row Series 811	Double Row Series 813
<p>811-22-0XX-30-00X191</p> <p>Specify contact style 0-4</p> <p>Specify number of contacts 02-08</p> <p>(32mm wide tape, 400 parts per 13" reel)</p>	<p>813-22-0XX-30-00X191</p> <p>Specify contact style 0-4</p> <p>Specify number of contacts 04-16</p> <p>(32mm wide tape, 400 parts per 13" reel)</p>
Single Row Series 811	Double Row Series 813
<p>811-22-0XX-30-00X191</p> <p>Specify contact style 1-4</p> <p>Specify number of contacts 09-12</p> <p>(44mm wide tape, 200 parts per 13" reel)</p>	<p>813-22-0XX-30-00X191</p> <p>Specify contact style 1-4</p> <p>Specify number of contacts 18-24</p> <p>(44mm wide tape, 200 parts per 13" reel)</p>
Single Row Series 812	Double Row Series 814
<p>812-22-0XX-30-00X191</p> <p>Specify contact style 0-2</p> <p>Specify number of contacts 02-08</p> <p>(32mm wide tape, 400 parts per 13" reel)</p>	<p>814-22-0XX-30-00X191</p> <p>Specify contact style 0-2</p> <p>Specify number of contacts 04-16</p> <p>(32mm wide tape, 400 parts per 13" reel)</p>
Single Row Series 812	Double Row Series 814
<p>812-22-0XX-30-00X191</p> <p>Specify contact style 0-2</p> <p>Specify number of contacts 09-12</p> <p>(44mm wide tape, 200 parts per 13" reel)</p>	<p>814-22-0XX-30-00X191</p> <p>Specify contact style 0-2</p> <p>Specify number of contacts 18-24</p> <p>(44mm wide tape, 200 parts per 13" reel)</p>
Single Row Series 812	Double Row Series 814
<p>812-22-0XX-30-00X191</p> <p>Specify contact style 3-9</p> <p>Specify number of contacts 02-12</p> <p>(44mm wide tape, 200 parts per 13" reel)</p>	<p>814-22-0XX-30-00X191</p> <p>Specify contact style 3-9</p> <p>Specify number of contacts 04-24</p> <p>(44mm wide tape, 200 parts per 13" reel)</p>

Mouser Electronics

Authorized Distributor

Click to View Pricing, Inventory, Delivery & Lifecycle Information:

Mill-Max:

[813-22-004-30-001101](#) [813-22-004-30-003101](#) [813-22-004-30-006101](#) [813-22-004-30-002101](#) [813-22-004-30-004101](#) [811-22-002-30-007101](#) [811-22-002-30-003101](#) [811-22-002-30-001101](#) [811-22-002-30-004101](#) [811-22-002-30-000101](#) [811-22-002-30-006101](#) [811-22-002-30-002101](#) [811-22-064-30-007101](#) [811-22-064-30-005101](#) [811-22-064-30-004101](#) [811-22-064-30-003101](#) [813-22-072-30-000101](#) [811-22-064-30-001101](#) [811-22-064-30-002101](#) [811-22-064-30-000101](#) [813-22-072-30-006101](#) [813-22-072-30-002101](#) [811-22-064-30-006101](#) [813-22-072-30-005101](#) [813-22-072-30-003101](#) [813-22-072-30-001101](#) [813-22-072-30-004101](#) [813-22-072-30-007101](#) [811-22-004-30-001101](#) [811-22-006-30-002101](#) [813-22-004-30-000101](#) [813-22-006-30-001101](#) [813-22-008-30-001101](#) [813-22-016-30-002101](#) [813-22-008-30-005101](#) [811-22-009-30-004101](#) [811-22-024-30-002101](#) [813-22-024-30-004101](#) [813-22-012-30-000101](#) [813-22-020-30-002101](#) [811-22-005-30-003101](#) [813-22-014-30-000101](#) [811-22-010-30-001101](#) [813-22-010-30-000101](#) [813-22-014-30-002101](#) [813-22-008-30-000101](#) [813-22-016-30-001101](#) [813-22-012-30-003101](#) [813-22-010-30-002101](#) [811-22-006-30-001101](#) [811-22-004-30-000101](#) [811-22-003-30-001101](#) [813-22-014-30-004101](#) [813-22-024-30-002101](#) [811-22-007-30-001101](#) [813-22-012-30-004101](#) [813-22-006-30-002101](#) [811-22-001-30-004101](#) [811-22-015-30-004101](#) [811-22-045-30-001101](#) [811-22-012-30-000101](#) [811-22-042-30-003101](#) [811-22-056-30-000101](#) [811-22-030-30-002101](#) [811-22-032-30-002101](#) [811-22-043-30-001101](#) [811-22-040-30-003101](#) [811-22-025-30-004101](#) [811-22-054-30-000101](#) [811-22-058-30-003101](#) [811-22-062-30-003101](#) [811-22-019-30-004101](#) [811-22-017-30-004101](#) [811-22-060-30-003101](#) [811-22-026-30-002101](#) [811-22-028-30-002101](#) [811-22-021-30-004101](#) [811-22-052-30-000101](#) [811-22-041-30-001101](#) [811-22-056-30-003101](#) [811-22-034-30-002101](#) [811-22-012-30-002101](#) [811-22-023-30-004101](#) [811-22-049-30-001101](#) [811-22-058-30-000101](#) [811-22-047-30-001101](#) [811-22-001-30-001101](#) [811-22-013-30-004101](#) [811-22-035-30-000101](#) [811-22-022-30-002101](#) [811-22-003-30-002101](#) [811-22-038-30-002101](#) [811-22-049-30-004101](#) [811-22-041-30-004101](#) [811-22-035-30-003101](#) [811-22-045-30-004101](#) [811-22-009-30-002101](#) [811-22-054-30-003101](#) [811-22-053-30-001101](#) [811-22-037-30-000101](#)