REV	DESCRIPTION	ECO #	DFT	CHK	ENG	DATE

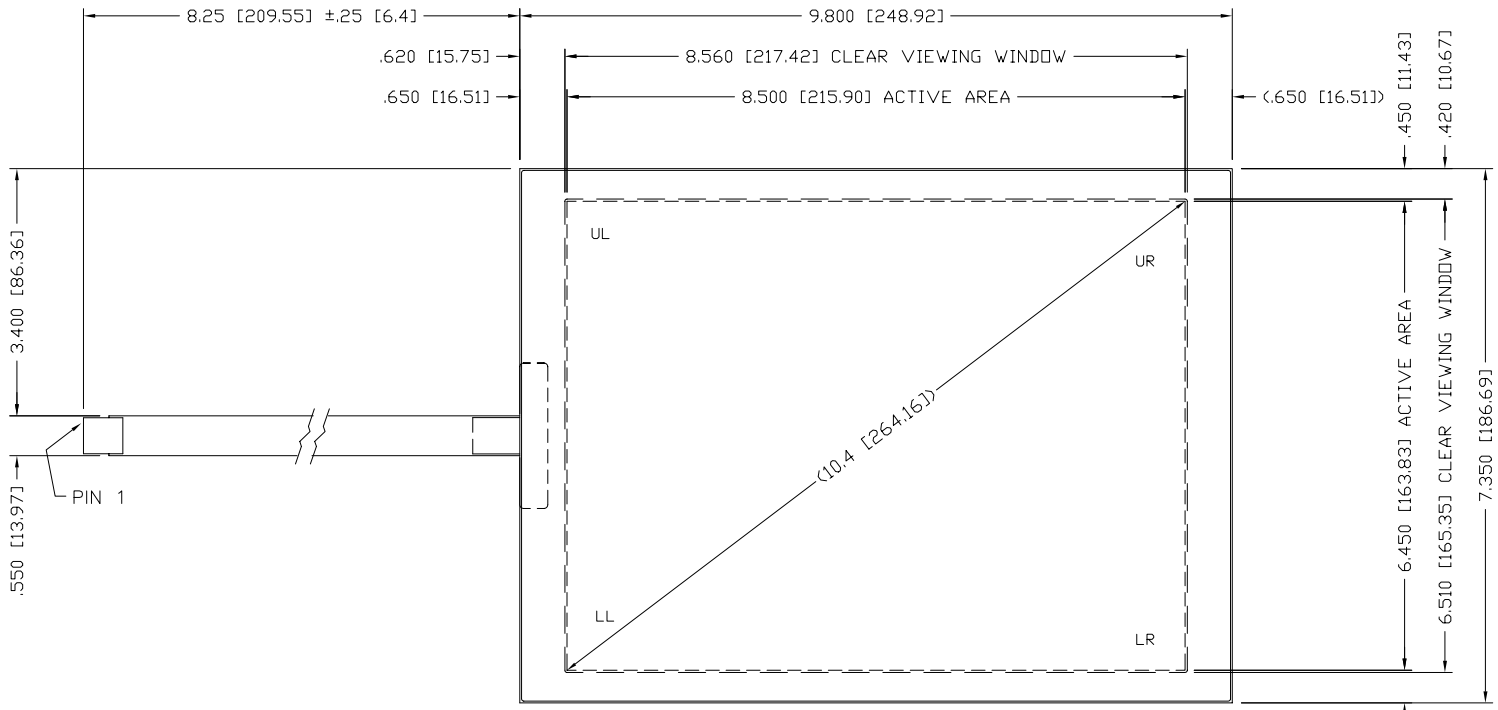

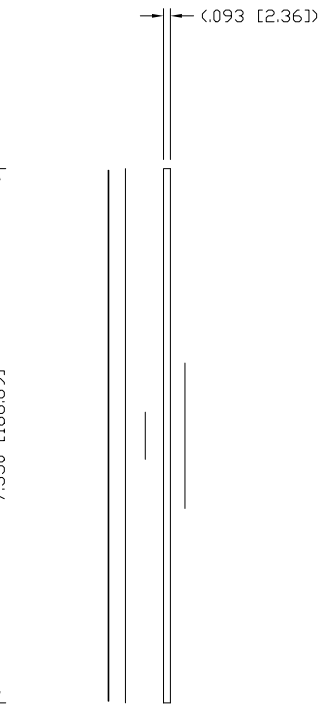

STACK-UP
(CONNECTOR NOT SHOWN)

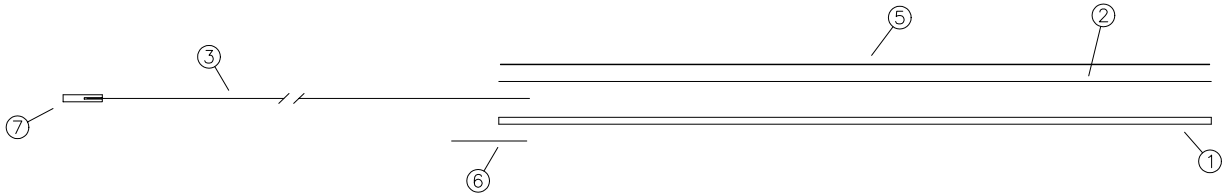

STACK-UP

PINOUT	
PIN	DESCRIP
1	UR
2	LR
3	SENSE
4	UL
5	LL

QTY	ITEM NO	PART NUMBER	DESCRIPTION	
1	7	2500127	CONNECTOR	
1	6	ASD 7600100	TAIL STRAIN RELIEF	
1	5	ASD 6100160	TOPSHEET SUBASSY	.007 THK
A/R	4	4600127	ZA SENSE INTERCONNECT (NOT SHOWN)	
1	3	ASD 7900148	TAIL SUBASSY	.003 THK
1	2	ASD 3700169	GASKET SUBASSY	.004 THK
1	1	ASD 5800167	BOTTOM SUBASSY	.093 THK

FINISHED PART #

NEXT ASSY #

DO NOT SCALE DRAWING !

UNLESS OTHERWISE SPECIFIED, DIMENSIONS ARE IN INCHES.
REMOVE ALL BURRS AND BREAK SHARP EDGES.

DEC. TOLERANCE:
.XX = ±.060 UNO
.XXX = ± .020 UNO
.XXXX = ± .015 UNO
.XXXXX = ±.008 UNO

FRAC. TOL. X/X = ±1/16
ANGULAR TOL. = ±1°

NOTICE OF PROPRIETARY RIGHTS

THIS DOCUMENT, AND THE INFORMATION IT CONTAINS, IS PROPRIETARY TO TOUCH INTERNATIONAL. IT MUST NOT BE DUPLICATED, OR ITS CONTENTS USED OR DISCLOSED (IN WHOLE OR IN PART) WITHOUT WRITTEN PERMISSION FROM TOUCH INTERNATIONAL.

DRAWN DATE
R. Johnson 10/04

SCALE: NTS

SHEET 1 OF 1

TOUCH INTERNATIONAL
2222 West Rundberg Ln #100
Austin, Texas 78758
512-832-8292

TITLE:
SENSOR RES 5W
10.4 DIAG

SIZE	DWG. NO.	REV.
A	48-F-5-104-001	2.1

NOTES:

1. SPACER DOTS: .004 [.10] X .140 [3.56] (FINGER INPUT) (NOT SHOWN)
2. TOPSHEET: ANTIGLARE
3. TOTAL THICKNESS: .104 [2.64] ±10%
4. FLEXTAIL: DO NOT BEND TO LESS THAN 1/8" RADIUS
5. LABEL: SERIAL NUMBER & PART NUMBER / REV. (FAR SIDE OF TAIL)
6. CONNECTOR: 5 POS, .10 PITCH, AMP 487378-4

ACAD