


Multilayer Chip Ferrite Bead – SZ-C Series

Operating Temp. : -55°C~+125°C



FEATURES

- Internal silver printed layers and magnetic shielded structures to minimize crosstalk
- It has sharp impedance characteristics at desirable frequency and does not affect the signal frequency
- Smaller DC resistance and larger rate current than SZ series

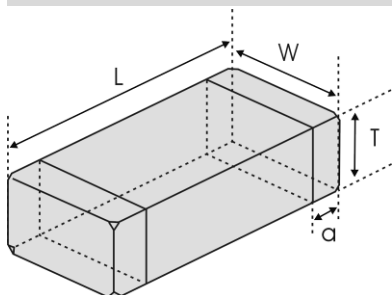
APPLICATIONS

- Noise suppression for high speed signal of electric equipments such as computers and peripheral devices, DVD cameras, LCD TVs, communication equipments, OA equipments, etc.

PRODUCT IDENTIFICATION

<u>SZ</u> ①	<u>1608</u> ②	<u>G</u> ③	<u>121</u> ④	<u>C</u> ⑤	<u>T</u> ⑥	<u>F</u> ⑦																										
①	②	③	④	⑤	⑥	⑦																										
<table border="1"> <tr><th colspan="2">Type</th></tr> <tr><td>SZ</td><td>Chip Ferrite Bead For High Speed</td></tr> </table>	Type		SZ	Chip Ferrite Bead For High Speed	<table border="1"> <tr><th colspan="2">External Dimensions (L×W) (mm)</th></tr> <tr><td>1005 [0402]</td><td>1.0×0.5</td></tr> <tr><td>1608 [0603]</td><td>1.6×0.8</td></tr> </table>	External Dimensions (L×W) (mm)		1005 [0402]	1.0×0.5	1608 [0603]	1.6×0.8	<table border="1"> <tr><th colspan="2">Material Code</th></tr> <tr><td colspan="2">G, K</td></tr> </table>	Material Code		G, K		<table border="1"> <tr><th colspan="2">Feature Code</th></tr> <tr><td colspan="2">C</td></tr> </table>	Feature Code		C		<table border="1"> <tr><th colspan="2">Packing</th></tr> <tr><td>T</td><td>Tape & Reel</td></tr> </table>	Packing		T	Tape & Reel	<table border="1"> <tr><th colspan="2">Hazardous Substance Free Products</th></tr> <tr><td colspan="2">F</td></tr> </table>	Hazardous Substance Free Products		F		
Type																																
SZ	Chip Ferrite Bead For High Speed																															
External Dimensions (L×W) (mm)																																
1005 [0402]	1.0×0.5																															
1608 [0603]	1.6×0.8																															
Material Code																																
G, K																																
Feature Code																																
C																																
Packing																																
T	Tape & Reel																															
Hazardous Substance Free Products																																
F																																
<table border="1"> <tr><th colspan="2">Nominal Impedance</th></tr> <tr><th>Example</th><th>Nominal Value</th></tr> <tr><td>600</td><td>60Ω</td></tr> <tr><td>121</td><td>120Ω</td></tr> </table>	Nominal Impedance		Example	Nominal Value	600	60Ω	121	120Ω																								
Nominal Impedance																																
Example	Nominal Value																															
600	60Ω																															
121	120Ω																															

SHAPE AND DIMENSIONS



Unit: mm [inch]

Type	L	W	T	a
SZ1005 [0402]	1.0±0.15 [.039±.006]	0.5±0.15 [.020±.006]	0.5±0.15 [.020±.006]	0.25±0.1 [.010±.004]
SZ1608 [0603]	1.6±0.15 [.063±.006]	0.8±0.15 [.031±.006]	0.8±0.15 [.031±.006]	0.3±0.2 [.012±.008]

SPECIFICATIONS

SZ1005-C TYPE

Part Number	Impedance	Z Test Frequency	Max. DC Resistance	Max. Rated Current	Thickness
Units	Ω	MHz	Ω	mA	mm [inch]
Symbol	Z	Freq.	DCR	I _r	T
SZ1005G050CTF	0~15	100	0.08	500	0.5±0.15 [.020±.006]
SZ1005G221CTF	220±25%	100	0.60	250	
SZ1005K750CTF	75±25%	100	0.20	600	
SZ1005K121CTF	120±25%	100	0.30	400	
SZ1005K221CTF	220±25%	100	0.40	300	
SZ1005K301CTF	300±25%	100	0.55	300	
SZ1005K471CTF	470±25%	100	0.60	200	
SZ1005K601CTF	600±25%	100	0.65	200	
SZ1005K102CTF	1000±25%	100	0.90	200	
SZ1005K152CTF	1500±25%	100	1.20	100	
SZ1005K182CTF	1800±25%	100	1.40	100	

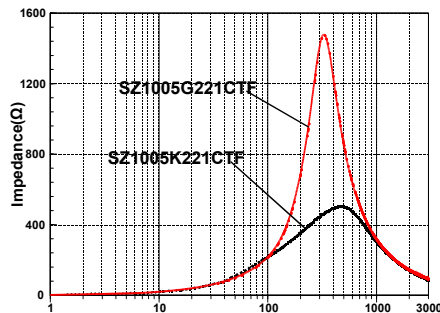
SZ1608-C TYPE

Part Number	Impedance	Z Test Frequency	Max. DC Resistance	Max. Rated Current	Thickness
Units	Ω	MHz	Ω	mA	mm [inch]
Symbol	Z	Freq.	DCR	I _r	T
SZ1608G600CTF	60±25%	100	0.25	800	0.8±0.15 [.031±.006]
SZ1608G121CTF	120±25%	100	0.30	700	
SZ1608G221CTF	220±25%	100	0.45	600	
SZ1608G331CTF	330±25%	100	0.58	550	
SZ1608K601CTF	600±25%	100	0.60	300	
SZ1608K102CTF	1000±25%	100	0.70	250	
SZ1608K152CTF	1500±25%	100	0.75	250	
SZ1608K182CTF	1800±25%	100	0.85	200	
SZ1608K222CTF	2200±25%	100	0.90	200	
SZ1608K252CTF	2500±25%	100	1.00	200	

※: Products with other electrical characteristics can be provided upon customer's request. Please contact your local sales.

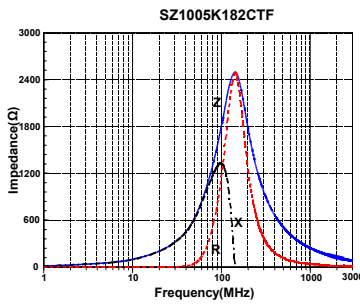
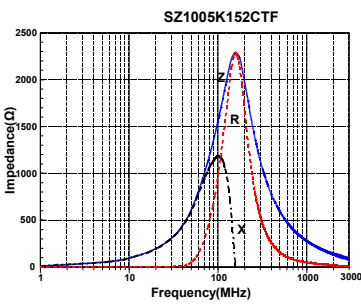
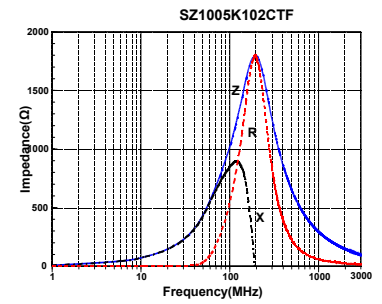
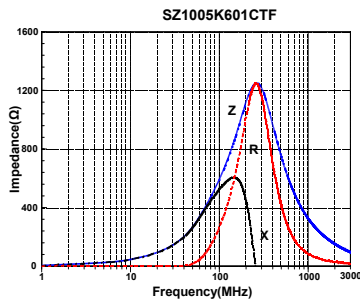
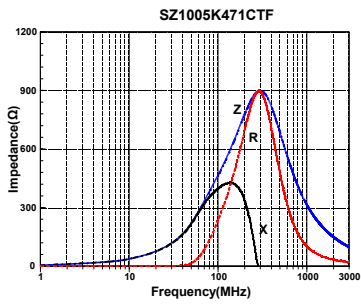
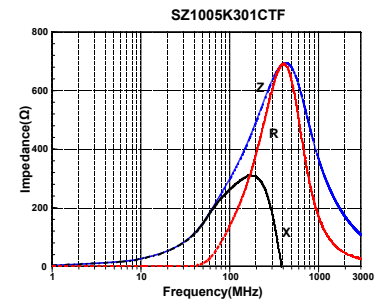
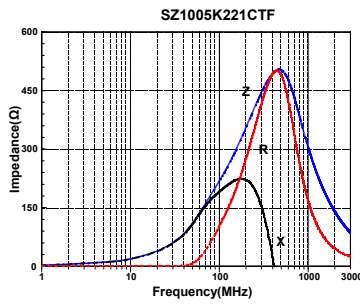
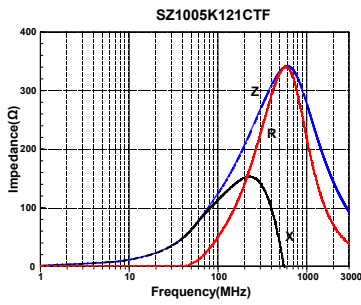
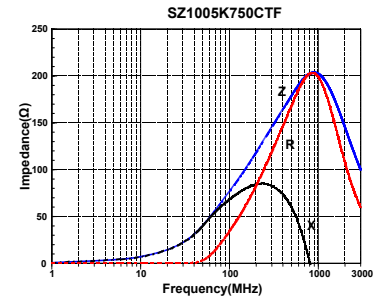
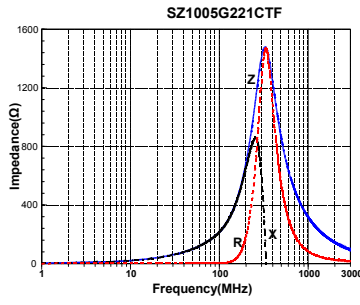
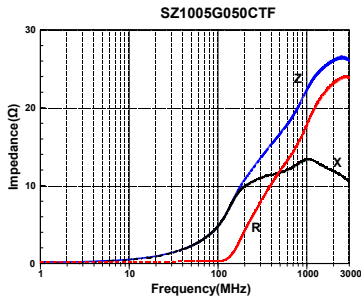
TYPICAL ELECTRICAL CHARACTERISTICS

G, K Material Comparison

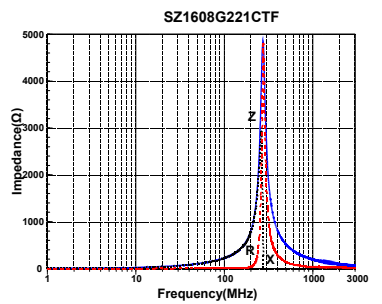
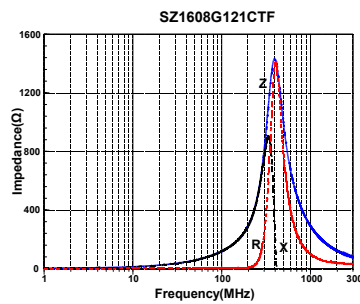
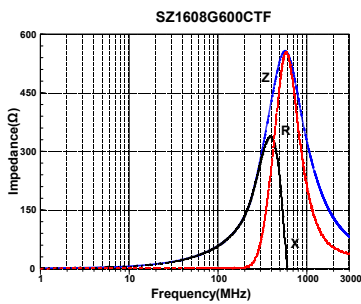


DETAIL ELECTRICAL CHARACTERISTICS

SZ1005-C TYPE



SZ1608-C TYPE



Specifications subject to change without notice. Please check our website for latest information. Revised 2017/04/15

Sunlord Industrial Park, Dafuyuan Industrial Zone, Guanlan, Shenzhen, China 518110 Tel: 0086-755-29832660 Fax: 0086-755-82269029 E-Mail: sunlord@sunlordinc.com

DETAIL ELECTRICAL CHARACTERISTICS

SZ1608-C TYPE

