

Data Sheet



Helping Engineer the Technology of Power

ICE Components, Inc.

Tel 678-560-9172 Fax 678-560-9304

cust.serv@icecomp.com

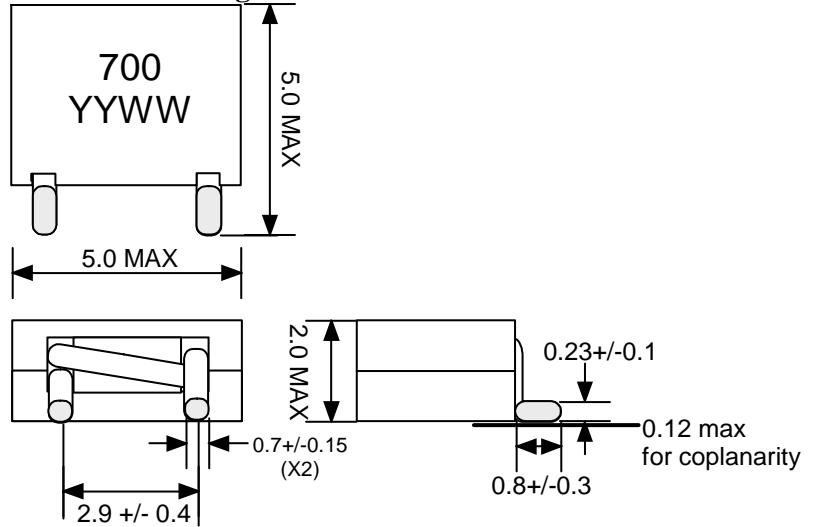
www.icecomponents.com

1165 Allgood Rd., Ste. #20, Marietta, GA 30062

General Information

Customer	
Part Number	IN07077
Revision	1
Description	Inductor
Date	AUG-07-2009
Reference	--
Doc Control #	--
Issue(For ICE use only)	--

Mechanical Drawing



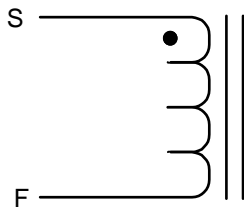
unit:mm

Specification

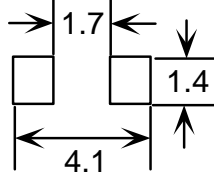
Sample Test Data

Item	Pins	Spec	Test Condition	Sample Test Data
Inductance @0Adc	S - F	70 nH +/- 15%	10 MHz, 0.1Vrms, series	
Inductance @Isat at 25degC	S - F	50 nH min	10 MHz, 0.1Vrms, series (35Adc)	
DCR	S - F	2.2 mOhm typical (2.5 mOhm max)	+25 deg C	
Isat at 25degC	S - F	35 Adc max		

Schematic



Recommended PCB Layout



unit:mm

Remark

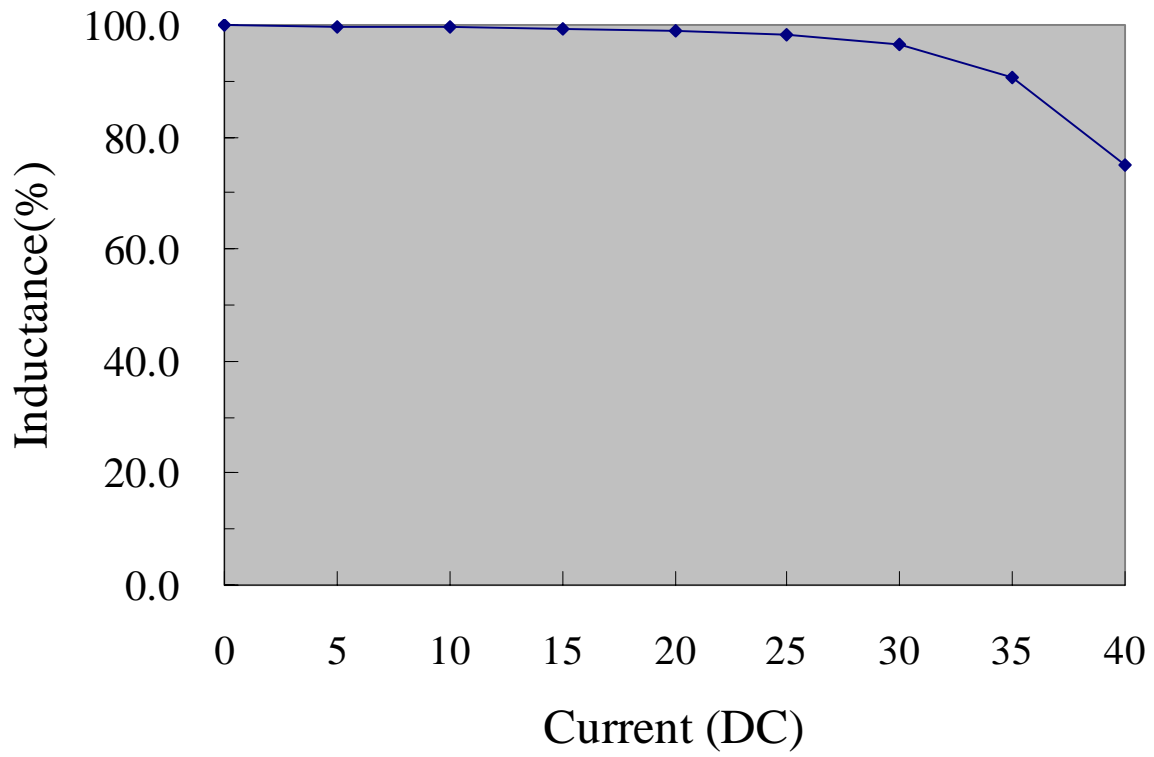
1. Isat is the current at which the inductance drops by 15%.
2. Inductance vs. Current Curve as attached.
3. This is RoHS compliant product.
4. The max operating temperature is 130degC (ambient + temperature rise).

Sample approval is required before release to production. Sample specifications take precedence over customer specifications.

Customer Signature

Rev.	Description	PRD	CHK	APP	Date	NTFY
0	Initial release	Emily	Gary	L. L. Chou	2009/8/7	2009/8/7

Inductance VS Current



Mouser Electronics

Authorized Distributor

Click to View Pricing, Inventory, Delivery & Lifecycle Information:

[ICE Components:](#)

[IN07077](#)