

66103-3 ✓ ACTIVE

AMP | AMP Type III+


TE Internal #: 66103-3

Pin Contact, Gold, Size 16 Contact Size, 24 – 20 AWG Wire Size, .2
– .6 mm² Wire Size, Crimp, Brass, Power & Signal, AMP Type III+

[View on TE.com >](#)



Connectors > Contacts > Connector Contacts > Pin and Socket Contacts, Type III, LP



Contact Type: **Pin**

Contact Mating Area Plating Material: **Gold**

Wire Contact Termination Area Plating Material: **Tin**

Contact Retention Within Housing: **With**

Contact Size: **Size 16**

[All Pin and Socket Contacts, Type III, LP \(53\)](#)

Features

Contact Features

Mating Pin Diameter	1.57 mm[.062 in]
Contact Underplating Material Thickness	1.27 µm[50 µin]
Wire Contact Termination Area Plating Thickness	1.27 µm[50 µin]
Wire Contact Termination Area Plating Material Finish	Matte
Contact Mating Area Plating Material Thickness	.38 µm[15 µin]
Contact Mating Area Plating Material Finish	Bright
Contact Orientation	Straight
Contact Underplating Material	Nickel
Contact Type	Pin
Contact Mating Area Plating Material	Gold
Wire Contact Termination Area Plating Material	Tin
Contact Retention Within Housing	With
Contact Size	Size 16



Contact Base Material	Brass
-----------------------	-------

Contact Current Rating (Max)	13 A
------------------------------	------

Termination Features

Termination Method to Wire & Cable	Crimp
------------------------------------	-------

Product Terminates To	Wire & Cable
-----------------------	--------------

Mechanical Attachment

Wire Insulation Support	With
-------------------------	------

Dimensions

Compatible Insulation Diameter Range	1.02 – 2.03 mm [.04 – .08 in]
--------------------------------------	-------------------------------

Wire Size	.2 – .6 mm ²
-----------	-------------------------

Usage Conditions

Operating Temperature Range	-55 – 150 °C [-67 – 302 °F]
-----------------------------	-----------------------------

Operation/Application

Circuit Application	Power & Signal
---------------------	----------------

Packaging Features

Packaging Quantity	1000
--------------------	------

Packaging Method	Carton, Loose Piece
------------------	---------------------

Product Compliance

[For compliance documentation, visit the product page on TE.com>](#)

EU RoHS Directive 2011/65/EU	Compliant
------------------------------	-----------

EU ELV Directive 2000/53/EC	Compliant
-----------------------------	-----------

China RoHS 2 Directive MIIT Order No 32, 2016	No Restricted Materials Above Threshold
---	---

EU REACH Regulation (EC) No. 1907/2006	Current ECHA Candidate List: JUNE 2024 (241) Candidate List Declared Against: JUNE 2024 (241) Does not contain REACH SVHC
--	---


Halogen Content	Low Halogen - Br, Cl, F, I < 900 ppm per homogenous material. Also BFR/CFR/PVC Free
-----------------	---

Solder Process Capability	Not applicable for solder process capability
---------------------------	--

Product Compliance Disclaimer

This information is provided based on reasonable inquiry of our suppliers and represents our current actual knowledge based on the information they provided. This information is subject to change. The part numbers that TE has identified as EU RoHS compliant have a maximum concentration of 0.1% by weight in homogenous materials for lead, hexavalent chromium, mercury, PBB, PBDE, DBP, BBP, DEHP, DIBP, and 0.01% for cadmium, or qualify for an exemption to these limits as defined in the Annexes of Directive 2011/65/EU (RoHS2). Finished electrical and electronic equipment products will be CE marked as required by Directive 2011/65/EU. Components may not be CE marked. Additionally, the part numbers that TE has identified as EU ELV compliant have a maximum concentration of 0.1% by weight in homogenous materials for lead, hexavalent chromium, and mercury, and 0.01% for cadmium, or qualify for an exemption to these limits as defined in the Annexes of Directive 2000/53/EC (ELV). Regarding the REACH Regulation, the information TE provides on SVHC in articles for this part number is based on the latest European Chemicals Agency (ECHA) 'Guidance on requirements for substances in articles' posted at this URL: <https://echa.europa.eu/guidance-documents/guidance-on-reach>

Compatible Parts



Also in the Series | AMP Type III+




Connector Contacts(409)



Insertion & Extraction Tools(4)

Customers Also Bought

TE Part #66361-3
Pin and Socket Contacts, Type III, LPTE Part #206070-8
CABLE CLAMP KIT #17TE Part #1-2347004-6
Header Assembly: Wire-to-Board
Connector, Spring Clamp, 5.08 mm
pitch, 10ATE Part #47322
UNIV IND 8-2 WUTE Part #2347681-1
OPENER, D2950TE Part #5-102619-2
08 MODII HDR DRST SHRD .100CLTE Part #640911-2
RECEPT,PIDG FASTON 22-18 205TE Part #CG3290-000
CI-TM10050

Documents

Product Drawings

III+ PIN,24-20,15AU/FL,LP

English

CAD Files

Customer View Model

[ENG_CVM_CVM_66103-3_AL.2d_dxf.zip](#)

English

3D PDF

3D

Customer View Model

[ENG_CVM_CVM_66103-3_AL.3d_igs.zip](#)

English

Customer View Model

[ENG_CVM_CVM_66103-3_AL.3d_stp.zip](#)



English

By downloading the CAD file I accept and agree to the [Terms and Conditions](#) of use.

Datasheets & Catalog Pages

[AMP Circular Connectors for Commercial Signal & Power Applications](#)

English

[Signal Contacts](#)

English

[M_SERIES_PIN_AND_SOCKET_CONNECTORS](#)

English

Product Specifications

[Application Specification](#)

English

Instruction Sheets

[Instruction Sheet \(U.S.\)](#)

Japanese

[Instruction Sheet \(U.S.\)](#)

English